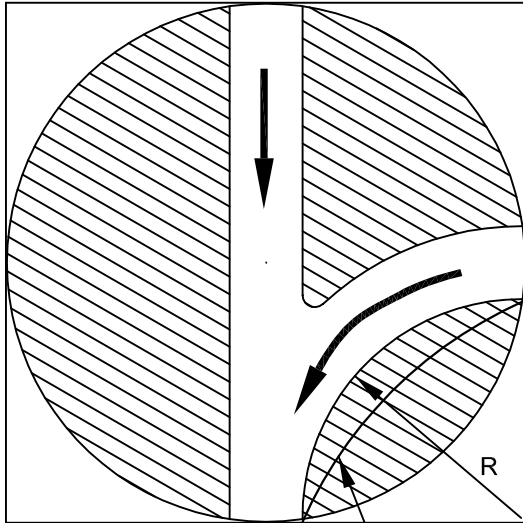
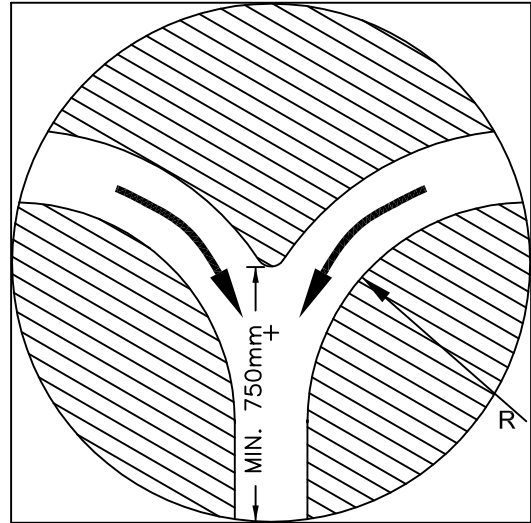


THREE WAY JUNCTION

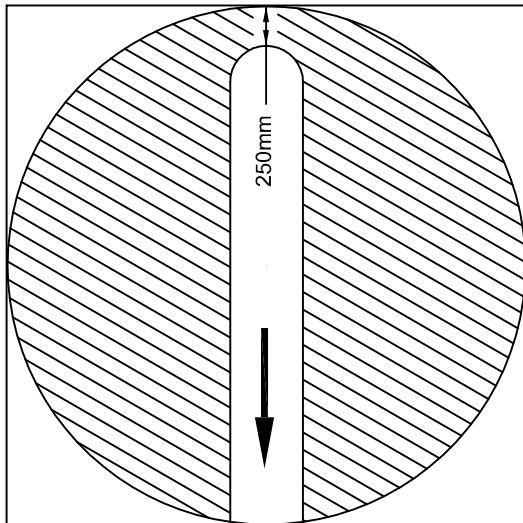


WYE CONNECTION



INSIDE RADIUS OF SMALL
DIAMETER CHANNELS SHALL BE
MODIFIED AS SHOWN TO PERMIT
PASSING OF THE SPECIFIED VIDEO
CAMERA.

DEAD END



NOTES:

1. RADIUS 'R' TO BE NOT LESS THAN 3 TIMES BRANCH DIAMETER
2. ALL CHANNELS SHALL BE CONSTRUCTED TO PERMIT USE OF A PAN AND TILT CAMERA HAVING DIMENSIONS OF L 800mm X 150mm DIA. BENCHING TO BE TESTED WITH A MOCK-UP PLUG TO ENSURE CONFORMANCE.
3. TRIM PIPE ENDS FLUSH WITH INNER WALL OF MANHOLE.
4. CHANNELLING TO TOP OF PIPE TO CONSIST OF EITHER BOTTOM HALF OF PIPE PLUS VERTICAL WALLS OF CONCRETE, OR ALL CONCRETE WITH SIMILAR X-SECTIONS.
5. CHANNELLING AND BENCHING TO BE FINISHED TO TROWEL SMOOTHNESS.
6. SEWER MANHOLES TO BE WATERTIGHT.