



Trails


-  You Are Here
-  Main Parking
-  Limited Parking
-  Washroom
-  Guide Post
-  Interpretive Sign
-  Playground
-  Picnic Area
-  Summit
-  Beach
-  Viewpoint
-  Bus Stop


P **PARKING**
 Parking is available between the hours of 6am and 11pm only. Vehicles parked outside of these times will be towed at the owner's expense.

 **DOGS**
 Dog owners are required to pick up and remove excrement left by their dogs and ensure dogs remain on the trail. Dogs are not permitted in the Picnic Area, Playground and Beach adjacent to the washroom building from May 1 to Aug 31. Dogs must be on a leash when within 10m of any Saanich Playground.

 **CYCLING**
 Due to the sensitive nature of the surrounding ecosystem, cycling is permitted only on paved roads (Churchill Drive and Beach Parking Road). Control your speed and share the road.


 **NO SMOKING**
 CRD Bylaw #3962. For more information visit www.crd.bc.ca

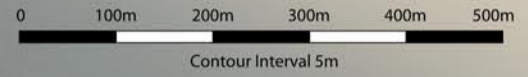
 **FIRES ARE NOT PERMITTED**
 Fires are not permitted in the park or on the beach at any time. Protect your Park.


 **SENSITIVE HABITATS**
 Mount Douglas Park offers a diverse range of habitats within this residential setting. Protect these areas by using only designated trails and taking nothing but pictures and memories. Special permits may be required for activities within the park. Please contact Saanich Parks for more information.

Trail Classifications

-  Easy
-  Moderate
-  Difficult

 Download a GPS enabled trail map to always find your current location.



 Dogs are not permitted in the Picnic Area, Playground and Beach from May 1 - Aug 31.

Cycling is permitted on the paved roads only (Churchill Drive and Beach Parking Road).

Churchill Drive is closed to public vehicles until noon each day. The road becomes a multi-use trail promoting a more active, enjoyable leisure experience for pedestrians and cyclists.



Habitat Zones