
The Corporation of the District of Saanich

Zoning Bylaw

8200
September 2003



TABLE OF CONTENTS

Sections

Section 1	Short Title	1-1
Section 2	Definitions.....	2-1
Section 3	General Prohibitions	3-1
Section 4	Zones.....	4-1
Section 5	Special Regulations.....	5-1
Section 6	Landscaping & Screening Requirements	6-1
Section 7	Off-Street Parking.....	7-1
Section 8	Off-Street Loading	8-1
Section 9	Development Variance Permits	9-1
Section 10	Site Development Plans	10-1
Section 11	Administration & Enforcement	11-1
Section 12	Penalties.....	12-1
Section 13	Repeal of Previous Bylaws.....	13-1
Section 14	Effective Date of Bylaw.....	14-1

Rural Zone Schedules

Schedule 101	A-1	Rural Zone.....	101-1
Schedule 103	A-1DF	Rural Zone (Demonstration Farm).....	103-1
Schedule 105	A-1P	Rural Zone (Pound).....	105-1
Schedule 107	A-1RV	Rural Zone (Recreational Vehicle Storage).....	107-1
Schedule 110	A-2	Rural Zone (Two Dwellings)	110-1
Schedule 115	A-2C	Rural Zone (Youth Camp).....	115-1
Schedule 120	A-3	Rural Zone (Farm Market).....	120-1
Schedule 125	A-4	Rural Zone (4.0 ha Lot)	125-1
Schedule 130	A-5	Rural Zone (Landscape Contractor).....	130-1
Schedule 135	A-6	Rural Zone (Explosive Storage)	135-1
Schedule 140	A-7	Rural Zone (Lots Divided by Roads)	140-1

Single Family Dwelling Zone Schedules

Schedule 201	RS-2	Single Family Dwelling Zone	201-1
Schedule 205	RS-4	Single Family Dwelling Zone	205-1
Schedule 210	RS-6	Single Family Dwelling Zone	210-1
Schedule 215	RS-6A	Single Family Dwelling Zone	215-1
Schedule 220	RS-8	Single Family Dwelling Zone	220-1
Schedule 225	RS-8A	Single Family Dwelling Zone	225-1
Schedule 230	RS-10	Single Family Dwelling Zone	230-1
Schedule 235	RS-10A	Single Family Dwelling Zone	235-1
Schedule 240	RS-10VC	Single Family Dwelling Zone	240-1
Schedule 245	RS-11	Single Family Dwelling Zone	245-1
Schedule 250	RS-12	Single Family Dwelling Zone	250-1
Schedule 255	RS-12A	Single Family Dwelling Zone	255-1
Schedule 260	RS-12B	Single Family Dwelling Zone	260-1
Schedule 265	RS-13	Single Family Dwelling Zone	265-1
Schedule 270	RS-13B	Single Family Dwelling Zone	270-1
Schedule 275	RS-14	Single Family Dwelling Zone	275-1
Schedule 280	RS-14A	Single Family Dwelling Zone	280-1
Schedule 285	RS-15	Single Family Dwelling Zone	285-1
Schedule 290	RS-16	Single Family Dwelling Zone	290-1
Schedule 295	RS-18	Single Family Dwelling Zone	295-1

Two Family Dwelling Zone Schedules

Schedule 301	RD-1	Two Family Dwelling Zone.....	301-1
Schedule 305	RD-1A	Two Family Dwelling Zone.....	305-1

Residential Comprehensive Zone Schedules

Schedule 401	RC-1	Residential Comprehensive Zone	401-1
Schedule 405	RC-3	Residential Comprehensive Zone	405-1
Schedule 410	RC-5	Residential Comprehensive Zone	410-1

Attached Housing Zone Schedules

Schedule 501	RT-1	Attached Housing Zone	501-1
Schedule 505	RT-2	Attached Housing Zone	505-1
Schedule 510	RT-3	Attached Housing Zone	510-1
Schedule 515	RT-4	Attached Housing Zone	515-1
Schedule 516	RT-4A	Attached Housing - Accessory Unit Zone	516-1
Schedule 520	RT-5	Attached Housing Zone	520-1
Schedule 525	RT-6	Attached Housing Zone	525-1
Schedule 530	RT-7	Attached Housing Zone	530-1

Residential Mixed Zone Schedules

Schedule 601	RM-1	Residential Mixed Zone	601-1
Schedule 605	RM-2	Residential Mixed Zone	605-1
Schedule 610	RM-3	Residential Mixed Zone	610-1
Schedule 615	RM-4	Residential Mixed Zone	615-1
Schedule 620	RM-5	Residential Mixed Zone	620-1
Schedule 625	RM-6	Residential Mixed Zone	625-1

Apartment Zone Schedules

Schedule 701	RA-1	Apartment Zone	701-1
Schedule 705	RA-2	Apartment Zone	705-1
Schedule 710	RA-3	Apartment Zone	710-1
Schedule 715	RA-4	Apartment Zone	715-1
Schedule 720	RA-6	Apartment Zone	720-1
Schedule 725	RA-7	Apartment Zone	725-1
Schedule 730	RA-8	Apartment Zone	730-1
Schedule 735	RA-9	Apartment Zone	735-1
Schedule 740	RA-10	Apartment Zone	740-1
Schedule 745	RA-11	Apartment Zone	745-1
Schedule 750	RA-12	Apartment Zone	750-1

Commercial Zone Schedules

Schedule 801	C-1	Local Commercial Zone	801-1
Schedule 804	C-1C	Local Commercial Aquatic Rental Zone	804-1
Schedule 806	C-1CBV	Neighbourhood Commercial Cadboro Bay Village Zone	806-1
Schedule 808	C-1NC	Neighbourhood Commercial Zone	808-1
Schedule 810	C-1V	Commercial Village Zone	810-1
Schedule 812	C-1R	Rural Commercial Zone	812-1
Schedule 816	C-2	General Commercial Zone	816-1
Schedule 817	C-2S	General Commercial Shelbourne	817-1
Schedule 818	C-2LRS	General Commercial / Liquor Retail Zone	818-1
Schedule 819	C-2NC	General Commercial Neighbourhood Centre	819-1
Schedule 820	C-3	Shopping Centre Zone	820-1
Schedule 821	C-3UH	Shopping Centre University Heights Zone	821-1
Schedule 824	C-3B	Shopping Centre / Bingo Hall Zone	824-1
Schedule 825	C-3U	Shopping Centre Uptown Zone	825-1
Schedule 826	C-3L	Shopping Centre / Major Liquor Zone	826-1
Schedule 827	C-3LRS	Shopping Centre / Liquor Retail Zone	827-1
Schedule 828	C-4	Office & Apartment Zone	828-1
Schedule 832	C-4B	Office Zone	832-1
Schedule 836	C-4BR	Office / Restaurant Zone	836-1

Schedule 840	C-4C	Office & Apartment Zone	840-1
Schedule 844	C-4D	Office & Apartment Zone	844-1
Schedule 848	C-4RT	Office & Restaurant Zone – Tillicum	848-1
Schedule 852	C-5	Civic Core Zone	852-1
Schedule 854	C-5LRS	Civic Core / Liquor Retail Zone.....	854-1
Schedule 856	C-6	Highway Commercial Zone	856-1
Schedule 860	C-6DE	Douglas Street East Zone	860-1
Schedule 862	C-6UD	Uptown Douglas Highway Commercial Zone.....	862-1
Schedule 864	C-7	Drive-in Business Zone	864-1
Schedule 868	C-8	Service Station Zone	868-1
Schedule 872	C-9	Local Service Station Zone.....	872-1
Schedule 876	C-10	Tourist Accommodation Zone – Low Density.....	876-1
Schedule 880	C-11	Tourist Accommodation Zone – High Density.....	880-1
Schedule 881	C-11LRS	Tourist Accommodation High Density / Liquor Retail Zone.....	881-1
Schedule 882	C-12	Commercial Warehousing Zone	882-1
Schedule 884	C-13	School / Commercial Zone	884-1
Schedule 888	C-14	Neighbourhood Public House Zone.....	888-1
Schedule 890	C-15	Urban Mixed Use Zone.....	890-1
Schedule 891	C-16	Neighbourhood Mixed Use Zone C-16	891-1
Schedule 892	C-17	Neighbourhood Mixed Use Zone C-17	892-1

Industrial Zone Schedules

Schedule 901	M-1	Industrial Zone	901-1
Schedule 905	M-1DW	Douglas Street West Zone	905-1
Schedule 906	M-2DW	Douglas Street West Warehouse & Office Zone	906-1
Schedule 910	M-2	Wholesale, Warehouse & Office Zone	910-1
Schedule 915	M-3	Industrial Park Zone	915-1
Schedule 920	M-4	Lumber & Building Supply Yard Zone.....	920-1
Schedule 925	M-5	Food Processing Zone	925-1
Schedule 930	M-7	Industrial / Recycling Zone	930-1

Assembly Zone Schedules

Schedule 1001	P-1	Assembly Zone.....	1001-1
Schedule 1005	P-1A	Church Zone.....	1005-1
Schedule 1010	P-1R	Assembly Zone Restricted.....	1010-1
Schedule 1015	P-1U	University Zone.....	1015-1
Schedule 1020	P-2	Utility Zone.....	1020-1
Schedule 1023	P-2WL	Utility Woodland Zone	1023-1
Schedule 1025	P-3	Personal Care Zone	1025-1
Schedule 1030	P-4	Recreation & Open Space Zone.....	1030-1
Schedule 1033	P-4HR	Recreation, Health Zone – Cedar Hill / Pearkes.....	1033-1
Schedule 1035	P-4H	Recreation & Health Facility Zone	1035-1
Schedule 1040	P-4N	Natural Park.....	1040-1
Schedule 1042	P-4RV	Recreation, Open Space, and Recreation Vehicle Storage Zone	1042-1
Schedule 1045	P-5	Conservation Park.....	1045-1
Schedule 1050	P-6	School / Temporary Tourist Accommodation Zone	1050-1
Schedule 1055	P-7	Funeral Home & Cemetery Zone.....	1055-1
Schedule 1060	P-9	Communication & Open Space Zone	1060-1
Schedule 1062	P-10	Waste Management Zone	1062-1
Schedule 1065	P-11	Public Institution	1065-1
Schedule 1070	P-12	Institutional / Technology Park Zone.....	1070-1
Schedule 1075	P-13	Research & Office Zone	1075-1
Schedule 1080	P-14	Personal and Health Care Zone	1080-1

Residential Personal Care Zone

Schedule 1100	RP-1	Residential Personal Care Zone.....	1100-1
---------------	------	-------------------------------------	--------

Schedule 1105	RP-2	Residential Personal Care Zone.....	1105-1
Schedule 1110	RP-3	Residential Personal Care Zone.....	1110-1

Special Zone Schedules

Schedule 1200	RS-1	Single Family Dwelling McKenzie Zone	1200-1
Schedule 1205	RS-1GH	Single Family Dwelling Gordon Head Zone.....	1205-1
Schedule 1210	RS-2CR	Single Family Dwelling Cherry Road Zone.....	1210-1
Schedule 1215	RS-10B	Single Family Dwelling Gordon Point Zone.....	1215-1
Schedule 1217	RS-12SR	Single Family Dwelling Sea Ridge Zone	1217-1
Schedule 1218	RS-CA	Single Family (Two Dwelling) Crease Zone.....	1218-1
Schedule 1220	RS-CH1	Single Family Dwelling Christmas Hill Zone.....	1220-1
Schedule 1225	RS-CH2	Single Family Dwelling Christmas Hill Zone.....	1225-1
Schedule 1230	RS-EL	Single Family Dwelling Elk Lake Zone	1230-1
Schedule 1235	RS-MF	Single Family Dwelling Mattick's Farm Zone.....	1235-1
Schedule 1240	RS-CR	Single Family Dwelling Carey Road	1240-1
Schedule 1300	RM-3TR	Residential Mixed Trio Zone	1300-1
Schedule 1305	RM-CH1	Residential Mixed Christmas Hill Zone.....	1305-1
Schedule 1310	RM-CH2	Residential Mixed Christmas Hill Zone.....	1310-1
Schedule 1315	RM-SH1	Residential Mixed Sayward Hill Zone	1315-1
Schedule 1320	RM-MQ1	Residential Mixed McKenzie-Quadra Zone.....	1320-1
Schedule 1400	RT-CH	Attached Housing Christmas Hill Zone.....	1400-1
Schedule 1415	RT-WA	Attached Housing Whittier Avenue Zone.....	1415-1
Schedule 1420	RT-FC	Attached Housing Four Corners Zone.....	1420-1
Schedule 1430	RT-AH	Attached Housing Affordable Housing Zone.....	1430-1
Schedule 1500	MFC-CH	Multi-Family Commercial Christmas Hill Zone.....	1500-1
Schedule 1505	MFI-CH	Multi-Family Institutional Christmas Hill Zone.....	1505-1
Schedule 1510	MFI-RV	Multi-Family Institutional Rosalie's Village Zone	1510-1
Schedule 1605	RA-CA	Apartment / Church Avenue Zone	1605-1
Schedule 1610	RM-RG	Residential Mixed Richmond Gate Zone.....	1610-1
Schedule 1615	RM-RH	Residential Mixed Rainbow Hill Zone	1615-1
Schedule 1620	RM-CR	Residential Mixed Carey Road Zone.....	1620-1
Schedule 1625	RS-F	Single Family Dwelling Fairburn Zone.....	1625-1
Schedule 1700	C-2RO	Royal Oak Commercial / Apartment Zone.....	1700-1
Schedule 1702	C-2BW	Boleskine Whittier Commercial / Apartment Zone.....	1702-1
Schedule 1703	M-3B/D	Industrial Park Brewery/Distillery Retail Sales Zone	1703-1
Schedule 1704	P30-R	Personal Care, Office and Research Zone.....	1704-1
Schedule 1705	CD-1RO	Comprehensive Development Royal Oak Zone	1705-1
Schedule 1710	CD-2MV	Comprehensive Development Mount View Zone	1710-1
Schedule 1720	CD-3GA	Comprehensive Development Gorge Admirals Zone	1720-1
Schedule 1730	CD-4DR	Comprehensive Development Dieppe Road Zone.....	1730-1
Schedule 1740	CD-5AH	Comprehensive Development Affordable Housing Zone.....	1740-1
Schedule 1750	CD-6NV	Comprehensive Development Nigel Valley Zone	1750-1
Schedule 1760	CD-7SS	Comprehensive Development Shelbourne Stockton Zone.....	1760-1

Additional Schedules

Schedule A	Zoning Maps	(under separate cover)
Schedule B	Municipal Outdoor Lighting Standards for the Control of Light Pollution..	2000-1
Schedule D	Specified setbacks – Gordon Point	2000-10
Schedule D.1	Specified Setbacks – McKenzie	2000-15
Schedule D.2	Specified Setbacks – Elk Lake	2000-20
Schedule G	Secondary Suite Permit Area	2000-32
Schedule H	Regulations for Garden Suites	2000-35

Information Supplement

Development Permit Areas Justification & Guidelines.....	3000-1
--	--------

THE CORPORATION OF THE DISTRICT OF SAANICH

BYLAW NO. 8200

A bylaw to regulate, within the Corporation of the District of Saanich, the use of land and the location, use, size and shape of buildings and structures erected thereon, having due regard to:

1. The promotion of health, safety, convenience and welfare of the public.
2. The prevention of the overcrowding of land and the preservation of the amenities peculiar to any zone.
3. The securing of adequate light, air and access.
4. The value of the land and the nature of its present and prospective use and occupancy.
5. The character of each zone, the character of the buildings already erected and the particular suitability of the zone for specific uses.
6. The conservation of property values.
7. Official Community Plan including Saanich General Plan, Local Area Plan and Action Plan policies.

The Council of the Corporation of the District of Saanich enacts as follows

SECTION 1

SHORT TITLE

- 1.1 This bylaw may be cited as the “Zoning Bylaw 2003”.

This page intentionally left blank.

In this bylaw unless the context otherwise requires:

Accessory Buildings and Structures - means:

- (a) a building or structure the use or intended use of which is accessory to that of the principal building situated on the same lot, or;
- (b) a building which is accessory to the principal use being made of the lot on which the building is located.

B. 9647 2020

Accessory Dwelling Unit - means a dwelling unit that is accessory to and contained within the principal building and which may have a separate private access.

Accessory Off-Street Loading - means a use of land or buildings for the loading and unloading needs of a principal use on the same lot.

Accessory Off-Street Parking - means a use of land or buildings for parking needs accessory to a principal use; includes uncovered parking spaces and parking spaces at grade covered by an accessory parking structure and internal driveways; excludes those portions of access driveways within any required setback of the principal building from a lot line which abuts a street.

Accessory Produce Sales - means a use involving the retail sale of agricultural products which are produced on the same lot.

Accessory Residential - means a use accessory to another use where the building or buildings so used include not more than one dwelling unit for the accommodation of the owner, operator, manager, or caretaker.

Accessory to - means a use accessory to the principal use of the land, buildings, or structures.

Additional Kitchen - means a kitchen which is in a building which contains another kitchen.

B. 9504 2018

Agricultural - means a use providing for the production, keeping, or maintenance of plants and animals, including, but not limited to: forages and sod crops, grains and seed crops, dairy animals and dairy products, poultry and poultry products, livestock including beef cattle, sheep, swine, horses, ponies, mules, or goats, or any mutations or hybrids thereof, including the breeding, boarding, and grazing of any or all of such animals, and the operation of a riding stable, bees and apiary products, fur animals, trees and forest products, fruits of all kinds, vegetables, nursery, floral, ornamental, and greenhouse products; or land devoted to a soil conservation or forestry management program; includes the storage, repair, and use of machinery and equipment used in conjunction with the agricultural activity carried thereon; excludes feedlots, manufacturing, livestock processing.

Animal Pound - means any building, enclosure, or place established and operated for impounding animals.

Apartment - means the residential use of a building which contains three or more dwelling units with each dwelling unit having its principal access from an entrance or hallway common to other dwelling units.

Assembly - means a use providing for the gathering of people or artifacts for scientific, educational, cultural, religious, philanthropic, charitable, or recreational purposes.

Attached Housing - means three or more dwelling units on a lot at least two of which are contained within a common building and each dwelling unit has its own principal access at ground level.

Auto Wash - means a commercial use of any building or structure or portions thereof for the washing of motor vehicles.

Basement - means that portion of any floor area located more than 1.5 metres below all points where the foundations, contact the *natural grade* or *finished grade*, whichever has the lowest geodetic elevation, but does not include a non-useable area.

B. 9647 2020

Bed and Breakfast - means a home occupation use providing temporary accommodation to guests that involves the use of sleeping units in a dwelling unit where the room rental rate includes breakfast provided on the premises.

Beverage - means any liquid that is a ready-to-serve drink but does not include milk, milk substitutes, rice milk, soya milk, flavoured milk, infant formulas, meal replacements or dietary replacements.

Beverage Container - means a container made of aluminum, glass, paper, plastic, steel or other similar material or any combination of them, that is or was sealed by its manufacturer and may hold, holds or has held a beverage.

Beverage Container Depot - means an operation, facility or retail premises, or an association of operations, facilities or retail premises, for the collection and redemption of beverage containers.

Bicycle Facility- Class I - means a secure weather protected bicycle parking facility used to accommodate long-term parking, such as for residents or employees, usually within a room or covered, fenced area.

Bicycle Facility - Class II - means a short-term visitor bicycle parking facility which may offer some security and be partially protected from the weather. This is often a rack at a building entrance.

B. 9387 2016

Boarding - means a residential use wherein an individual other than a member of the family occupying the dwelling unit who, for consideration, is furnished a sleeping unit and is provided with prepared meals by the principal occupier of the dwelling unit.

Brewery/Distillery - means an establishment engaged in the brewing and/or distilling of alcohol for human consumption and may include within the principal building, tasting room, meeting/presentation room, and retail sales incidental to the brewery/distillery use including the retail sale of alcoholic beverages made on the site for consumption elsewhere than on the premises.

Building - means a structure having a roof supported by columns or walls intended for the shelter, housing, or enclosure of any individual, animal, process, equipment, goods, or materials of any kind.

Cable Hub Site - means a use conducted within a building to store, operate and maintain telecommunications equipment and where the use is designed to be operated without the presence of staff except for periodic maintenance and monitoring.

Campground - means the use of a parcel of land established or maintained for occupancy by tents or recreation vehicles as temporary living quarters for tourists and licensed under regulations pursuant to the Campground Regulation Bylaw.

B. 9504 2018

Cannabis - has the meaning assigned in the Cannabis Act (Canada);

B. 9504 2018 → **Cannabis Distribution** - means the distribution of Cannabis by any means, and includes administering, giving, transferring, transporting, sending, delivering, providing or otherwise making available Cannabis in any manner, whether directly or indirectly, and offering to do any of those things;

B. 9504 2018 → **Cannabis Lounge** - means the use of land, buildings or structures or any portion thereof, including without limitation a deck, patio or balcony, for the consumption of Cannabis in any form and by any means, but does not include a private dwelling;

B. 9504 2018 → **Cannabis Production** - means the production of Cannabis by any method or process, including by manufacturing, synthesis, altering its physical or chemical properties by any means (including destruction), or cultivating, propagating or harvesting it or any living thing from which it may be extracted or otherwise obtained;

B. 9504 2018 → **Cannabis Sales** - means the sale of Cannabis by any means, and includes offering Cannabis for sale, exposing Cannabis for sale, possessing Cannabis for the purpose of sale, and providing referrals or otherwise facilitating access to or sale of Cannabis whether it is physically present at the premises or not;

B. 9647 2020 → **Cantilevered Balcony** - means a platform that is:
i) attached to and projecting from a building;
ii) located above the first storey of the building;
iii) cantilevered;
iv) permanently exposed to outside weather; and
v) accessible only from the interior of the building and not from the exterior.

Church - means the use of land, buildings, or structures for religious worship, includes a mosque, synagogue, temple, chapel, and religious meeting room.

Commercial - means an activity carried out for financial gain.

Communication Facility - means a use of land, buildings or structures to provide radio communication services.

Community Care Facility - means a use as defined by Section 1 of the Community Care Facility Act of the Province of British Columbia.

Community Centre - means the use of land, buildings, or structures for recreational, social, and cultural activities.

Community Garden - means a garden in which allotments or shared plots are available to members of the public for a fee, and which supports demonstration gardening, instructional programming, and the production of produce for the personal use of the members.

Community Residential Facility - means any community based group living arrangement which provides for the wellbeing of persons who have social, legal, emotional, or other problems, or who are physically or mentally disabled; and which provides or develops self-help, physical care, guidance, or supervision not otherwise available to such persons within their own family or in an independent living situation; includes group homes, group foster homes, halfway houses, residence for the physically or mentally disabled, specialcare boarding and lodging homes, and community care facilities.

Concealed Parking - means an offstreet parking area which is located within the principal building or structure above grade or within a structure located below grade.

Congregate Housing - means a use providing serviced accommodation for persons aged 65 years or older or persons with physical or mental disabilities which includes common dining, recreational facilities, and housekeeping services.

Daycare, Adult - means the use of land and building for the purpose of providing community based programs to seniors and adults with disabilities who continue to live in their own homes and includes: supportive group programs; assistance with daily activities and personal care; social and other activities that allow them to be more involved in their community; and caregiver respite, education and support.

Daycare, Child - means the use of land and building for the purpose of providing provincially-licensed daily care to children.

Demonstration Farm - means land set aside for producers, government, private industry, or private landowners that allows farmers, researchers, and educators to teach and practice farming.

Director of Planning - means the Director of Planning of The District of Saanich or his or her designate.

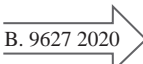
Double Fronting Lot - means a lot abutting two streets neither of which is a flanking street.

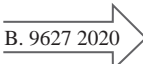
Drive-In Business - means a commercial use which by design, physical facilities, service, or parking encourages or permits customers to receive services, obtain goods, or be entertained while remaining in their motor vehicles.

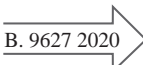
Drive-In Restaurant - means the use of a building or portion thereof where food and/or beverages are sold in a form ready for consumption and where all or a significant portion of the consumption takes place, or is designed to take place, outside the confines of the building.

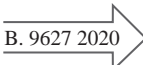
Dwelling Unit - means a housekeeping unit, designed, occupied or intended for occupancy, as separate living quarters, with cooking, sleeping and sanitary facilities provided within the dwelling unit for the exclusive use of a family maintaining a household.

Education Support Services - means the use of land, buildings or structures to accommodate the administrative and/or office uses of individuals, groups, associations or professions that support or provide education services.

 B. 9627 2020 **Electric Vehicle Energy Management System or EVEMS** – means a system to control EVSE electrical loads, comprised of monitor(s), communications equipment, controller(s), timer(s) and other applicable devices.

 B. 9627 2020 **Electric Vehicle or EV** – means a vehicle that uses electricity for propulsion, and that can use an external source of electricity to charge the vehicle’s batteries.

 B. 9627 2020 **Energized EV Outlet** – means a connected point in an electrical wiring installation at which sufficient current may be taken to supply Electric Vehicle Supply Equipment.

 B. 9627 2020 **Electric Vehicle Supply Equipment or EVSE** – means a complete assembly consisting of conductors, connectors, devices, apparatus, and fittings installed specifically for the purpose of power transfer and information exchange between a branch electric circuit and an electric vehicle.

B. 9627 2020

Energized Space – means a vehicle parking space that is equipped with an Energized EV Outlet and, where required under Table 7.1, Electric Vehicle Supply Equipment.

Excavating Contractor - means the use of land, buildings, or structures for the operation of an excavating contractor business and includes office, indoor and outdoor storage of equipment and materials used in the business, and the repair and maintenance of vehicles, equipment, and machinery associated with the business.

Exterior Side Lot Line - means a lot line not being the front or rear lot line common to the lot and a street.

Exterior Side Yard - means that portion of a lot extending from the front yard to the rear yard and lying between the exterior side lot line and the closest portion of the principal building.

B. 9608 2020

Family - means one or more individuals who by reason of marriage, heredity, adoption, or choice live as a household; provided that the number of persons unrelated by blood or marriage shall not exceed six; excludes boarders, daycare children, or groups of persons forming a monastery, seminary, convent, or similar religious group.

Farm Animal - means any domesticated animal normally raised for food, milk or as a beast of burden and without limiting the generality of the foregoing includes: cattle, horses, swine, sheep, goats, mules, donkeys, asses and oxen; but does not include poultry.

Farm Market - means the use of land, buildings, or structures for the preparation and retail sale of fruit and vegetables, meat and seafood, dairy and poultry products, bakery products, plants and horticultural products, gardening supplies, and locally prepared and ready-to-eat foods; excludes the sale of household goods, farm machinery, implements, tools and durable goods of every kind, other than gardening supplies.

Fast Food Restaurant - means the use of a building or structure wherein the principal business is the sale of pre-prepared or rapidly prepared food which is ready for consumption served directly to customers at a walkup counter, drivethrough window, or both, and provides for its consumption within the principal building or within customer vehicles parked on site, excludes a restaurant or food counter contained within and incidental to a department store, supermarket, office building, institutional building, shopping centre, or any other retail commercial outlet.

Fence - means and includes boundary fences, screens, guards, gates and walls but does not include a retaining wall.

Finished Grade - means the final elevation of the ground surface after development.

Floor Space Ratio - means the gross floor area excluding those portions located more than 1.5 m (4.9 ft) below finished grade divided by the lot area.

Floor Space Ratio (R) - means the gross floor area excluding non-useable areas divided by the lot area.

Food Processing - means the commercial use of a building or structure where food is processed or otherwise prepared for human consumption but is not directly retailed from, or consumed on the premises or lot.

Front Building Line - means a line parallel to the front lot line at a distance there from equal to the depth of the required setback for the principal building or structure for the zone in which the lot is located.

Front Lot Line - means a lot line separating a lot from a street.

Front Lot Line - Panhandle Lot - means a lot line adjoining and approximately perpendicular to the access strip; excludes any lot line in the access strip.

Front Yard - means the area of a lot between the principal building and the front lot line extending across the full width of the lot.

Funeral Home - means buildings and structures used for the preparation of the deceased for burial and the display of the deceased and ceremonies therewith before burial and/or cremation.

→ B. 9647 2020

Garden Suite - means a building containing one (1) dwelling unit that is detached from and accessory to the principal building on the lot.

Grade - means the plane of elevation calculated in accordance with the provisions of Section 5.18 of this bylaw.

Gross Floor Area - means the sum of the total floor area on a lot of each storey in each building measured to the outside face of the exterior walls; excludes the areas of canopies, sundecks, outside stairs, concealed parking, separate and attached carports and garages.

→ B. 9863 2022

Gross Floor Area (GS) - means the sum of the total floor area of all storeys, including basement, of a garden suite measured to the outside face of the exterior walls and, in the case of an attached carport, measured to the outermost face of the supporting columns. The Gross Floor Area of an attached carport or garage shall be included in the Gross Floor Areas (GS), calculations for the garden suite. The following are excluded: the areas of canopies, sundecks, outside stairs, separate carports and garages, uninsulated attic spaces, and insulated attic spaces with a ceiling height from the floor of less than 1.67 m (5.5 ft.).

→ B. 9863 2022

Gross Floor Area (R) - means the sum of the total floor area of all storeys, including basement, of a single or two-family dwelling measured to the outside face of the exterior walls and, in the case of an attached carport, measured to the outermost face of the supporting columns. Those portions of the floor area of an attached carport or garage exceeding 50 m² (538 ft²), shall be included in the Gross Floor Area (R) calculations. The following are excluded: the areas of canopies, sundecks, outside stairs, separate carports and garages, uninsulated attic spaces, and insulated attic spaces with a ceiling height from the floor of less than 1.67 m (5.5 ft.).

Gross Leasable Area - means the portion of Gross Floor Area suitable for tenant occupancy, measured from the centre line of the joint partitions and from the outside face of the exterior walls; excludes pedestrian malls, public washrooms, mechanical rooms, parking areas, truck courts, common loading areas, and all other common areas.

Gross Vehicle Weight - means the gross vehicle weight for which a commercial vehicle, semi trailer or trailer is licensed under the *Commercial Transport Act* 1979, R.S.B.C. c 55 or any successor Act.

Habitable Room - means any room in a dwelling unit other than a kitchen, bathroom, closet, hallway, cellar, storage space, garage, and basement recreation room, utility room, work room, and furnace room.

Height - means the vertical distance of a building measured from grade to the highest point of a building or structure having a flat roof or a roof with a pitch less than 3:12, including a mansard roof, and to the highest midpoint between the eaves and ridge of any gable, hip, gambrel or other sloping roof on the building. In the case of a structure without a roof, height will be measured from grade to the highest point of the structure. Where a building or structure incorporates a roof exceeding a pitch of 12:12, height shall be measured to the highest point of the structure. Where buildings incorporate barrel vaulted roof structures, height shall also be measured to the highest point of the structure. The measurement of height shall exclude the projection of chimneys, vents, stacks, heating, ventilation, air conditioning equipment, stairwells, and elevator lifting devices which protrude above the surrounding roof line.

Hen - means a domesticated female chicken.

High Technology Manufacturing - means a use providing for the production or assembly of computer software, computer hardware, electrical, electronic, communications, telecommunications, fibre optic or pharmaceutical, biotechnological, medical or scientific equipment, and similar products and includes copying, packaging, storing and shipping.

Highway - means a street, path, walkway, trail, bridge, road, viaduct and any other way open to public use, other than a private right-of-way on private property and includes an access route shown on a bareland strata plan.

Home Furnishings Store - means the commercial use of a building providing for the retail sale, or wholesale and retail sale of furniture, wall coverings, floor coverings, or major household appliances.

Home Occupation - means a use accessory to a residential use where a resident carries on an occupation or practices a profession.

Home Occupation Excavating Contractor - means a use accessory to a residential use to conduct an excavating contractor business and includes office, storage of equipment and machinery used in the business, and the repair and maintenance within a permitted building of vehicles, equipment and machinery associated with the business.

Home Occupation Office - means a use accessory to a residential use to conduct the administrative affairs of a business, profession, service or industry.

Household - means a family living together in a single dwelling unit with common access to, and common use of, all living and eating areas and facilities for the preparation and storage of food within the dwelling unit.

Housekeeping Unit - means a sleeping unit containing facilities for cooking.

Immediate Family of the Owner or Occupier - means a person or persons who are related to the owner or occupier by blood, marriage, common law marriage or legal adoption and includes one or more domestic employees of the owner or occupier but excludes boarders or roomers.

Implement of Husbandry - means such implement as defined in the Motor Vehicle Act of the Province of British Columbia.

Industrial - means a use providing for the processing, manufacture, storage, transportation, distribution, wholesaling, testing, servicing, repairing, wrecking, or salvaging of goods, materials or, things; includes communication, electric, gas, sanitary service, and the selling of heavy industrial equipment.

Interior Side Lot Line - means a lot line, not being a rear lot line, common to more than one lot or to the lot and a body of water.

Interior Side Yard - means that part of a lot extending from the front yard to the rear yard and lying between the interior side lot line and the closest portion of the principal building.

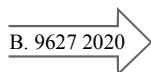
Kennel Operation - means a building or structure where dogs are boarded, bred or kept for sale as part of a commercial business, but does not include a pet store located in a commercial zone.

Kitchen - means a room or area in a building designed or used for the preparation and storage of food which contains a sink, refrigerator and either a stove, hotplate or microwave oven.

Landscape Area - means a portion of a lot covered by lawns, trees, plants and other natural or decorative features.

Landscape Contractor - means the use of land, buildings, or structures for the operation of a landscape contractor business and includes office, indoor and outdoor storage of vehicles, equipment, and material used in the business, and growing flowers, shrubs and trees for use in the business.

Landscape Screen - means a grouping of trees or shrubs which will form an opaque barrier to the height prescribed in this bylaw within three years of planting.



Level 2 or Level 2 charging – means a Level 2 electric vehicle charging level as defined by SAE International's J1772 standard, and may include variable rate charging that is controlled by an EVEMS.

Liquor Retail Store - means an establishment that engages in the retail sale of wine, beer or other liquor, as defined in the Liquor Control and Licencing Act, for consumption elsewhere than in that establishment.

Local Convenience Store - means the commercial use of a building or structure selling groceries and accessory convenience goods occupying a maximum gross floor area of 275 m² (2960 ft²).

Logging - means the cutting down of trees on a parcel of land but shall not include:

- i) the cutting down of not more than three trees for every full .4 hectares (1 acre) of land in a parcel for any reason in any 12 month period, or
- ii) the cutting down of trees required to clear a site for a building, driveway, septic field or utility corridor, or
- iii) the cutting down of trees which are dead, diseased or damaged by a natural cause.

In this definition a parcel less than .4 hectares (1 acre) in area shall be deemed to be .4 hectares (1 acre) in area.

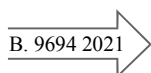
Lot - means any lot, parcel, block, or other area in which land is held or into which it is subdivided; excludes a highway.

Lot Coverage - means the horizontal area within the vertical projection of the outermost walls of the buildings on a lot expressed as a percentage of the lot area.

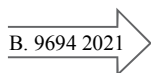
Lot Coverage (R) - means the horizontal area within the vertical projection of the outermost walls of the buildings on a lot, expressed as a percentage of the lot area. This includes, in the case of carports or other buildings where the roof is supported on columns, the horizontal area between the vertical supporting columns measured to the outside face of the supporting columns.

Lot Width - means the length of a straight line perpendicular to a straight line connecting the mid-point of the front and rear lot line and at a distance measured from the front lot line, equal to the minimum width requirement of the zone in which the parcel is located.

Lowest Building Elevation - means the exterior wall of a building or structure having the lowest average geodetic elevation calculated by taking the average measurement of all points where the outside of the wall contacts the natural grade.



Manager of Bylaw and Licensing Services - means the Manager of Bylaw and Licensing Services of the District of Saanich or any employee authorized to act on his or her behalf.



Manager of Inspection Services - means the Manager of Inspection Services of the District of Saanich or any employee authorized to act on his or her behalf.

Medical Services - means a use providing health services; includes medical and dental laboratories, and outpatient care facilities.

Natural Boundary - means the visible high water mark of any lake, river, stream, or other body of water where the presence and action of the water are so common and usual and so long contained in all ordinary years as to mark upon the soil of the bed of the lake, river, stream, or other body of water a character distinct from the lands thereof in respect to vegetation as well as in respect to the nature of the soil itself.

Natural Grade - means the elevation of the ground surface of land prior to any disturbance, alteration, excavation or filling.

Natural Park - means a park devoted to the retention, preservation, and enhancement of natural, historic or landscape features and is used primarily for informal or passive recreation purposes.

Nature Centre - means the use of a building or structure accessory to a nature sanctuary, or intended for assembly, the sale of goods and services, or storage accessory to a nature sanctuary.

Nature Sanctuary - means the use by the public of land or water areas set aside for the preservation of plant and animal life including but not limited to land or water containing special or rare biological, physical, or cultural features, areas of particular scientific or educational value, or areas containing other natural features of value.

Non-Conforming Use - means a use or activity which was lawful prior to the adoption, revision or amendment to this bylaw but which fails by reason of such adoption, revision, or amendment to conform to the present requirements of the applicable zone.

B. 9581.2020

Non-Medical Cannabis Retail Store - means an establishment that engages in the retail sale for non-medical purposes of cannabis as defined in the Cannabis Control and Licensing Act for consumption elsewhere than in the establishment.

B. 9908.2023

Non-Medical Cannabis Producer Retail Store - means an establishment, accessory to a Cannabis Production use, that engages in the retail sale for non-medical purposes of cannabis as defined in the *Cannabis Control and Licensing Act* for consumption elsewhere than in the establishment.

Non-Useable Areas - means those areas having a clear height measurement from the floor to the under side of the floor joists of the storey above of less than 1.67 m (5.5 ft) and where the floor level is located below the elevation of the natural grade level adjacent to the exterior wall of the building.

Office - means the use of a room or groups of rooms within a building to conduct the affairs of a business, profession, service, industry, or government; does not include the retail sale or wholesale of goods.

B. 9647.2020

Open Site Space Requirement (GS) - means that portion of a lot with a garden suite which is a landscape area and is not covered by any portion of a building, structure, driveway or impervious surface, other than a feature projecting from a building above ground level.

Outermost Wall - means the wall face of a single or two-family dwelling sited at the lowest elevation using the smallest polygon as described in determining the average grade. The outermost wall does not include exterior projections including balconies, canopies, sundecks or other similar features.

Panhandle Lot - means a lot which requires a relatively narrow strip of land, or panhandle, which is an integral part of the lot, to provide the principal vehicular access to a street.

Parcel - means any lot, block, or other area in which real property is held or into which real property is subdivided but does not include a street or portion thereof.

Parking Area - means any land area designed and used for parking motor vehicles; includes parking lots, garages, private driveways, and legally designated areas of public highways.

Personal Service - means a commercial use primarily providing services for the maintenance of a person or person's apparel.

B. 9647 2020

Porch - means a structure that is:

- i) attached to and projecting from a building;
 - ii) located at or below the first storey of the building; and
 - iii) may be cantilevered;
- and that may include steps and a landing area.

Principal Building - means a building in which is conducted the principal use of the lot on which it is located.

Principal Use - means the primary and chief purposes for which land, buildings, and structures are used.

Public Utility - means a use providing for water, electricity, gas, telephone, cable television, transportation, or sewage disposal services to the public.

Rear Lot Line - means the lot line or lines opposite to and most distant from the front line or, in the case of a triangular shaped lot, a line 3 m (9.8 ft) in length entirely within the lot, parallel to and at a maximum distance from the front lot line.

Rear Yard - means the area of a lot between the principal building and the rear lot line extending across the full width of the lot.

B. 9647 2020

Rear Yard Lot Coverage (GS) - means the percentage of the area of a Rear Yard that is occupied by any building or structure.

Recreation Area - means the use of land or gross floor area within a building designated or set aside for the common pleasure and recreation of persons using the land or building; includes outdoor sitting areas, landscaped areas (exclusive of landscaped areas screening a parking lot), pedestrian plazas, courtyards, indoor and outdoor swimming pools, and racquet courts (inclusive of deck areas, changing rooms, saunas, and other areas associated with swimming pools or racquet courts).

Recreation Facility - means a use of land, buildings, or structures designed and equipped for conduct of sports, leisure time activities, special events including shows, craft fairs and trade exhibitions, and other customary and usual recreational activities; excludes any facilities or activity involving mechanical rides or the use of power driven vehicles other than golf carts.

Recreation / Health Facility - means a recreation facility that may include a space for use by physicians, therapists, and other health related occupations that provide diagnostic and rehabilitative treatment or other recuperative services for the well-being of individuals.

Recycling Facility - means the use of land, buildings, or structures for collecting, sorting, storing or shipping of paper products, plastics, glass, cans, and nonferrous metals intended for reprocessing.

Research - means a use for carrying on investigation, research, and development in the natural, physical, or social sciences.

Research Facility - means the use of a building or group of buildings to conduct scientific research, investigation, testing or experimentation.

Residential - means the use of a building or part thereof as a dwelling unit or dwelling units.


Restaurant - means a use providing for the preparation of food and drink which is served to and consumed by customers within the principal building; but excludes drivein restaurant and fast food restaurant.

Retail Sales Area - means that portion of Gross Floor Area used for the sale and/or display of goods and services to the ultimate consumer but does not include areas used for wholesale and wholesale distribution.

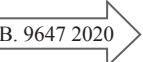
Retaining Wall - means a structure designed and used to hold secure or intact existing ground or imported fill materials located against it.

Riding Stable - means the use of land, buildings, and structures to house horses and ponies, provide for their exercise and training, and may include boarding stables and riding lessons.

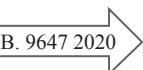
Secondary Suite - means an additional dwelling unit located within a building of residential occupancy containing one other dwelling unit.

 B. 9647 2020 **Separation Space (GS)** - means the minimum separation space between the garden suite and principal building on the lot measured on the horizontal projection, between roof overhangs including gutters and any other projections.

Service Station - means a use providing for the retail sale of motor fuels and lubricants as its principal use; may include the servicing and minor repairing of motor vehicles, the sale of automobile accessories and the accessory sales of retail products.

 B. 9647 2020 **Sewer Service Area** - has the same meaning as under the Sanitary Sewer Bylaw, 2006, No. 8792.

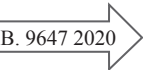
Shopping Centre - means a comprehensively designed and developed commercial facility containing three or more different businesses and two or more classes of use and also provides common parking areas, vehicle access and pedestrian and public areas.

 B. 9647 2020 **Short-Term Rental** - means the renting of a dwelling unit, or one or more sleeping units in a dwelling unit, for overnight accommodation for a period of less than 30 consecutive days, but does not include Bed and Breakfast or Tourist Accommodation.

Single Family Dwelling - means a residential use of a building for one dwelling unit only.

Sleeping Unit - means one or more rooms equipped to be used for sleeping and sitting purposes only.

Solid Waste Management Plan - means a plan approved by the Province of British Columbia that contains provisions, requirements, and an operating plan for the collection, treatment, handling, processing, storage, utilization and disposal of refuse and other waste within the whole of the Capital Regional District.

 B. 9647 2020 **Storey** - means the portion of a building which lies between the surface of any floor and the surface of the next floor above it, or if there is no floor above it, means the space between the surface of the floor and the underside of the ceiling above it, but does not include non-useable areas or a basement;

Strata Lot - means a strata lot as defined by the Land Titles Act.

Strata Plan - means a strata plan as defined by the Land Titles Act.

Street - means any highway except a path, walkway, or trail.

Structure - means any material or a combination of materials that form a construction for use, occupancy, or ornamentation whether installed on, above, or below the surface of land or water; excludes concrete and asphalt paving or similar surfacing of a lot.

Supplementary Off-Street Parking - means the use of land to provide for the additional parking of vehicles exclusively for a permitted use located in the immediate area.

Temporary Tourist Accommodation - means the temporary use of school or college facilities to accommodate the transient public during those periods when a permitted school or college use is not in session.

Tourist Accommodation - means a use providing for the accommodation of the transient public in individual dwelling units or sleeping units; may include within the principal building licensed premises, dining facilities, meeting rooms, personal services, and retail sales.

Tree in the definition of “Logging” only, means any living, woody plant which is:

- i) 5 metres (16.3 feet) or more in height, and
- ii) 15 centimetres (5.9 inches) or more in diameter, or 47 centimetres (18.5 inches) in circumference measured 1.4 metres (4.5 feet) above the ground.

Two Family Dwelling - means the residential use of a building for two dwelling units only.

Underground Structure - means any structure, or portion thereof, that is located below natural grade.

Unenclosed Storage - means the storage of any item when such storage is not contained within a building or contained within an area bounded by an opaque landscape screen or fence.

Use - means the purpose or function for which land, the surface of water, buildings, or structures are designed, arranged, or intended, or for which land, water, or buildings are occupied or maintained.

Vehicle - means a device in, on or by which a person or thing is or may be transported or drawn, including a trailer and an off-road vehicle, but does not include a device designed to be moved by human power or used exclusively on stationary rails or tracks.

Veterinary Clinic - means a use which serves as an out-patient facility for the veterinary care of dogs, cats, and household pets.

Veterinary Hospital - means a use which provides for the veterinary care of dogs, cats, and household pets which provides accommodation for short term care incidental to the Veterinary Clinic use.

Warehousing - means the use of a building primarily for the storage of goods and materials.

Waste Management - means the use of land, buildings or structures for receiving, handling, sorting, landfilling, composting, recycling and processing solid waste and recyclable materials and accessory uses and, without limiting the generality of the foregoing, includes any use of land, buildings, or structures permitted in a Solid Waste Management Plan.

Wholesaling and Wholesale Distribution - means the use of land, buildings, or structures by establishments or businesses engaged in selling merchandise to retailers, to industrial, commercial, institutional, or professional business users or to other wholesalers; or acting as agents, or brokers and buying merchandise for, or selling merchandise to such individuals or companies.

Youth Camp - means the use of land, buildings or structures for the temporary accommodation of youth under adult supervision for camping, social, and/or recreational activities.

This page intentionally left blank.

GENERAL PROHIBITIONS

- 3.1 No person shall cause, suffer, or permit any building or structure to be constructed, placed, reconstructed, altered, moved, or extended in contravention of this bylaw.
- 3.2 No land, building, or structure shall be used or suffered, or permitted to be used by its owner or occupier for any use other than a use which is expressly permitted by this bylaw for the zone in which the land, building or structure is located.
- 3.3 Where a building was lawfully constructed prior to the adoption of this bylaw and conforms to the provisions of this bylaw but does not conform to the density provisions, the building may be repaired, altered, extended, rebuilt, or relocated on the same lot provided that such work results in no further contravention of the density, siting, size, or shape provisions of this bylaw beyond the contravention that existed at the time the work commenced and provided that no building shall be rebuilt unless the resulting development of the lot complies with the offstreet parking regulations of this bylaw.
- 3.4 Where a building conforms to use and density but does not meet the siting, size, loading, or parking requirements of this bylaw, the building may be repaired, extended, or altered, but only to the extent that the repair, extension, or alteration would, when completed, involve no further contravention of the bylaw beyond the contravention that existed at the time that the repair, extension, or alteration was commenced.
- 3.5 Notwithstanding Section 3.3, where two or more single family dwelling units have been lawfully constructed on an A or RS zoned lot but the property does not comply with Section 5.1 of the bylaw,
- (a) the largest single family dwelling on the lot, determined by gross floor area, may be repaired, altered, extended, rebuilt or relocated on the same lot in accordance with the provisions of this bylaw, and
 - (b) the smallest, and any other single family dwelling on the lot may be repaired, altered or rebuilt on the same lot provided that there shall be no increase in the height, lot coverage or gross floor area of the existing building.

The provisions of this section shall apply to single family dwellings constructed as servants' quarters, gardeners' quarters or other accessory uses notwithstanding the fact that such uses are no longer being carried out on the lot.

This page intentionally left blank.

4.1 Zones

For the purpose of this bylaw the territorial area of the District of Saanich is hereby divided into zones and these zones are hereby designated and described by the following classifications.

Rural: A-1, A-1DF, A-1P, A-1RV, A-2, A-2C, A-3, A-4, A-5, A-6, and A-7.

B. 9463 2018
B. 9715 2022

Single Family: RS-1, RS-1GH, RS-2, RS-2CR, RS-4, RS-6, RS-6A, RS-8, RS-8A, RS-10, RS-10A, RS-10B, RS-10VC, RS-11, RS-12, RS-12A, RS-12B, RS12-SR, RS-13, RS-13B, RS-14, RS14A, RS-15, RS-16, RS-18, RS-CA, RS-CH1, RS-CH2, RS-CR, RS-EL, RS-MF, and RS-F.

Two Family Dwelling: RD-1 and RD-1A.

Residential Comprehensive: RC-1, RC-3, and RC-5.

B. 9876 2023

Attached Housing: RT-1, RT-2, RT-3, RT-4, RT-4A, RT-5, RT-6, RT-7, RT-CH, RT-WA, RT-FC and RT-AH.

Residential Mixed: RM-1, RM-2, RM-3, RM-3TR, RM-4, RM-5, RM-6, RM-CH1, RM-CH2, RM-CR, RM-MQ1, RM-RG, RM-RH and RM-SH1.

B. 9492 2018
B. 9724 2022

Apartment: RA-1, RA-2, RA-3, RA-4, RA-6, RA-7, RA-8, RA-9, RA-10, RA-11, RA-12 and RA-CA.

Multi-Family Commercial: MFC-CH, MFI-CH and MFI-RV.

B. 9736 2022
B. 9780 2022
B. 9839 2023
B. 9873 2024

Commercial: C-1, C-1C, C-1CBV, C-1NC, C-1V, C-1R, C2, C2-BW, C-2LRS, C-2RO, C-2S, C-2NC, C3, C-3B, C-3L, C-3LRS, C-3UH, C-4, C-4B, C-4BR, C-4C, C-4D, C-4RT, C5, C-5LRS, C6, C-6DE, C-6UD, C-7, C-8, C-9, C-10, C-11, C-11LRS, C-12, C-13, C-14, C-15, C-16, and C-17.

Industrial: M-1, M-1DW, M-2, M-2DW, M-3, M-3B/D, M-4, M-5, and M-7.

B. 9749 2022
B. 9964 2024

Public: P-1, P-1A, P-1R, P-1U, P-2, P-2WL, P-3, P-4, P-4H, P-4HR, P-4N, P-4RV, P-5, P-6, P-7, P-9, P-10, P-11, P-12, P-13, P-14, and P30-R.

B. 9516 2019

Residential Personal Care: RP-1, RP-2, RP-3.

B. 9614 2020

Comprehensive Development: CD-1RO, CD-2MV, CD-3GA, CD-4DR, CD-5HR, CD-6NV, and CD-7SS.

B. 9516 2019
B. 9614 2020

4.2 Zone Schedules

The Zone Schedules numbered 101 to 1760 containing the uses and regulations pertaining to the zones referred to above form an integral part of this bylaw.

4.3 Plans

The boundaries of the zones are shown and described in the Zoning Plan of the District of Saanich annexed hereto as Schedule A and forming an integral part of this bylaw. The boundary lines of the said zones shall be the centre lines of streets, lanes, or railway allowances unless referenced to lot lines, municipal boundaries, or otherwise shown on Schedule A.

4.4 References

Whenever in this bylaw letters are used in reference to any zone they shall include all similarly referenced zones unless specifically indicated otherwise. For purposes of determining conformity to regulations contained in this bylaw, metric units shall be used. Imperial units shown in parentheses are provided for information purposes only.

4.5 Split Zoned Lots

Where a lot is included in more than one zone, the zone boundary as shown on Schedule A, shall be deemed to be a lot boundary for the purposes of determining applicable uses and regulations other than building setbacks contained in this bylaw.

4.6 Land Use

Where a particular land use is expressly permitted in a zone or zones, such land use is prohibited in all other zones.

5.1 Number of Dwellings

- (a) Unless the regulations applicable to a particular zone expressly permit the contrary there shall be:
- (i) Not more than one single family dwelling on any A, RS or RD zoned lot.
 - (ii) Not more than one two family dwelling on any RD zoned lot or strata plan.
 - (iii) Not more than one secondary suite or one garden suite on any RS zoned lot.
- (b) When a two family dwelling is converted into strata lots pursuant to the Condominium Act, not more than one dwelling unit shall be permitted in each strata lot created.

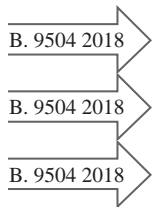
B. 9647 2020

5.2 Prohibited Uses of Land, Buildings and Structures

The following uses shall not be permitted in any zone unless expressly permitted in the applicable zone.

- (a) The keeping on any lot in any zone except;
- (i) Zones C-6, C-6DE, M-1, M-1DW, M-2, P-1, P-1A, P-1R, P-1U and P-2, more than one vehicle that does not display a current vehicle license which is not in a garage or carport, however, in any A Zone implements of husbandry may be kept.
 - (ii) Zones C-6, C-6DE, M-1, M-1DW, M-2, P-1 P-1A, P-1R, P-1U and P-2, detached parts of vehicles unless within a building.
- (b) The siting of a vehicle not displaying a current motor vehicle license, except implements of husbandry, in a front yard.
- (c) The keeping of a vehicle not displaying a current motor vehicle license or the keeping of detached parts of a vehicle on a vacant lot.
- (d) The construction or reconstruction of any boat within any yard abutting a street in any RS, RD, RC, RT, RM, RA, RP, MFC-CH or MFI-CH zone.
- (e) The unenclosed storage of disused items including junk, scrap metal, or other unsightly material.
- (f) The use of a tent, trailer, motor vehicle, recreational vehicle, or accessory or agricultural building for lodging, sleeping, accommodation, or a residence.
- (g) The operation of a casino, bingo hall or liquor retail store in any C or MFC-CH zone provided, however, that a bingo hall use shall be permitted in any C-3B zone.
- (h) The parking and storage of a commercial vehicle, semi-trailer or trailer, as defined in the *Commercial Transport Act, R.S.B.C. 1996, c.58*, which exceeds a gross vehicle weight of 4,200 kg (9, 259 lbs) on any lot in any RS, RD, RC, RT, RM, RA, RP, MFC-CH or MFI-CH zone, unless the vehicle is on the lot for the purpose of delivering or collecting the material or supplies to or from the property.

B. 9504 2018



- (i) Cannabis Distribution.
- (j) Cannabis Lounge.
- (k) Cannabis Production.
- (l) Cannabis Sales.

5.3 Common Walls and Required Side Yards


The interior lot line setbacks of this bylaw shall not apply to Strata Lots under a registered plan pursuant to the Condominium Act where there is a common wall shared by two or more units within a building.

5.4 Freestanding Poles, Public Utility Devices, Traffic Aids, Cable Hub Sites

- (i) Freestanding lighting poles, warning devices, traffic controls, directional signs, utility poles, fences and other equipment required for a public purpose or public utility use are permitted in any zone and are not subject to any siting, height or other regulations contained in this bylaw.
- (ii) Cable Hub Sites may be located within any building located on lands zoned C or M.

5.5 Home Occupation Use

Any use permitted in any zone contained in this bylaw may be carried out as an accessory home occupation subject to the following conditions:



- (a) There shall be no outside storage of materials, commodities, or finished products and the home occupation shall be carried on only within a building or structure.
- (b) Only residents of the dwelling unit shall engage in the Home Occupation Use, and for purposes of this section and any other provision of this bylaw pertaining to Home Occupation Use, the word “resident” does not include a corporation, society, trust, partnership, firm or other incorporated entity.
- (c) The aggregate floor area devoted to all home occupation uses shall not be more than 20 percent of the combined gross floor area of all structures on a lot, or 50 m² (538 ft²), whichever is lesser.
- (d) No person shall carry on any activity for a home occupation use which will create any vibration, noise, heat, glare, odour, or electrical interference which is detectable from outside the premises or which will discharge smoke, fumes, or any toxic or other noxious matter into the atmosphere.
- (e) Advertising shall comply with the requirements of the Municipal Sign Bylaw.
- (f) No commodity shall be sold or displayed on the premises.



- (g) Daycare, Child shall not accommodate more than eight (8) children in a Home Occupation.”
- (h) Not more than 40 m² or 20% of the combined floor area of all structures on the lot, whichever is lesser, shall be used on any parcel of land to provide sleeping accommodation for guests in a bed and breakfast.
- (i) There shall not be more than two clients or patrons of the home occupation use on the premises at any one time except as provided under Section 5.5 (g) or (h).
- (j) A home occupation use involving the repair of any internal combustion engine or automotive repairs shall be prohibited.
- (k) Only one vehicle used in the conduct of the home occupation shall be stored or parked on the lot in an unenclosed manner. In no case shall the gross vehicle weight of this vehicle exceed 4200 kg (9,259 lbs).

5.6 Home Occupations in RC, RT, RM, RA, RP, MFC-CH or MFI-CH Zones

The only Home Occupation uses permitted in any RC, RT, RM, RA, RP, MFC-CH or MFI - CH Zone are Office Use and Daycare for preschool children.

- (a) In addition to those regulations contained in Subsection 5.5, an office home occupation use:
 - (i) shall, notwithstanding Subsection 5.5(g) not involve the presence of clients, patrons, customers, or employees on the premises as a function of its normal business activity.
 - (ii) shall not occupy more than 15m² (161 ft²) of the Gross Floor Area of the dwelling unit in which it is situated, based on the aggregate floor area devoted to all home occupation-office uses.
 - (iii) shall be limited to two home occupation uses per dwelling unit.
 - (iv) shall not be advertised by means of a sign posted on the lot or structure in which the use is carried on.
- (b) In addition to those regulations contained in Section 5.5, a Home Occupation providing Daycare for preschool children:
 - (i) shall not be advertised by means of a sign posted on the lot or structure in which the use is carried on.
 - (ii) shall, notwithstanding Section 5.5 (g), not accommodate more than five (5) preschool children including the children of the individual carrying on the Home Occupation use.

5.7 Home Occupation - Excavating Contractor Use in an A-1 & A-4 Zone

A home occupation use in an A-1 or A-4 zone is subject to the regulations contained in Section 5.5 and in addition notwithstanding Section 5.5 and excavating contractor use is subject to the following conditions:

- (a) The total floor area devoted to all home occupation uses shall be not more than 150 m² (1,615 ft²).
- (b) Notwithstanding Sections 101.7 (b) and 110.8 (b), an accessory building used for the conduct of an excavating contractor home occupation use shall not exceed a height of 6.5 m (21 ft).
- (c) All equipment and machinery other than permitted by Section 5.7 (d) shall be stored within a permitted building.
- (d) Only two vehicles used in the conduct of the home occupations shall be stored or parked on the lot in an unenclosed manner. In no case shall the gross vehicle weight of a vehicle stored in an unenclosed manner exceed 4200 kg (9,259 lbs).
- (e) The mixing of soil shall be prohibited.
- (f) The repair and maintenance of equipment and machinery normally used and stored on the site in conjunction with the Excavating Contractor business licenced to operate from the property shall be permitted within a permitted building.
- (g) No Home Occupation - Excavating Contractor Use in a Rural Zone shall take place on a lot having an area less than .8 ha (2.0 ac).

5.8 Projection Into Required Yards

- (a) Where chimneys, cornices, leaders, gutters, pilasters, belt courses, sills, bay windows, or ornamental features project beyond the face of a building, the minimum distance to an abutting lot line as permitted elsewhere in this bylaw may be reduced by not more than 60 cm (2.0 ft) or for corner projections not more than 85 cm (2.8 ft) provided such reduction shall apply only to the projecting feature.
- (b) An attached gutter projecting beyond the roof of a building shall not be considered part of the building for purposes of calculating the building setbacks from the property lines under this bylaw.
- (c) Where steps, eaves, sunlight control projections, canopies, cantilevered balconies, or cantilevered porches project beyond the face of a building, the minimum distance to an abutting front, rear or exterior side lot line as permitted elsewhere in this bylaw may be reduced by not more than 1.2 m (3.9 ft) and the minimum distance to an abutting interior side lot line as permitted elsewhere in this bylaw may be reduced by not more than 60 cm (2.0 ft) provided such reduction shall apply only to the projecting feature.

5.9 Storage Tanks for Flammable and Combustible Liquids and Gases

Above ground structures for the storage of and/or pumping of flammable and combustible liquids or gases which are not located within a building,

- (a) shall not be installed within any required setback of the principal building from a lot line which abuts a street unless otherwise provided in this bylaw, and
- (b) shall be screened in accordance with the provisions of Section 6.5 (e) of this bylaw.

5.10 Incidental Accessory Structures In RS Zones

Structures located in a rear yard having a combined floor area of less than 3 m² (32.1 ft²) and a height less than 1.8 m (5.9 ft) are permitted in any RS Zone and will not be included in the calculation of site coverage or considered as a structure for purposes of this bylaw.

5.11 Underground Structures

- (a) An underground structure may be sited anywhere within a lot provided it is entirely below natural grade and is covered by a minimum of 0.5 m (1.6 ft) soil depth to support landscaping.
- (b) Notwithstanding s. 5.11(a), underground parking structures for multi-family, commercial, industrial or institutional uses may be below finished grade.”

5.12 Refuse Containers

- (a) In any RC, RT, RM, RA, RP, C, M, P, MFI-CH or MFC-CH zone, access to communal waste or garbage disposal containers shall remain unobstructed to permit access and removal at all times.
- (b) All communal waste, garbage disposal and recycling containers shall be screened in accordance with the provisions of 6.5 (e) of this bylaw.
- (c) Commercial waste, garbage disposal and recycling containers shall not be installed or located within any required setback of the principal building from a lot line which abuts a street unless otherwise provided in this bylaw.

5.13 Height and Siting of Antennae

- (a) A satellite dish antenna installed on the roof of a building shall not extend above the maximum height permitted for the building upon which it is located.
- (b) A satellite dish antenna installed on the ground shall be subject to the siting, site coverage and height regulations for accessory buildings and structures for the zone in which it is located.
- (c) Notwithstanding any other provision of this bylaw, receiving antennae, other than satellite dish antennae, are not subject to the restrictions on the height of buildings and structures set out in this bylaw.

5.14 Community Care Facilities

A building or structure licensed as a Community Care Residential Facility under Section 5 of the Community Care Facility Act for no more than 10 persons, not more than six of whom are persons in care, can be located in any dwelling in any zone.

5.15 Property Fronting Arterial Highways

Notwithstanding any other provision of this bylaw, the consent of the Minister of Transportation is required to:

- (a) place any building within 4.5 m (14.76 ft) from the property line fronting on an arterial highway.
- (b) permit landscaping or any structure to exceed 60 cm (1.96 ft) in width and 90 cm (2.95 ft) in height on land at the intersection of an arterial highway and any other highway within a triangle formed by the right-of-way boundaries and two points on those boundaries 6 m from their point of intersection.

5.16 Property Fronting the Ocean

Notwithstanding any other provision in this bylaw.

- (a) No building or structure shall be constructed or located upon or over the land lying below the natural boundary of the ocean including Portage Inlet and Gorge Waterway.
- (b) No building, structure, retaining wall, screen, or fence or combination thereof in excess of 0.6 m (1.96 ft) in height shall be constructed or located on a lot within 7.5 m (24.6 ft) of the natural boundary of the ocean excluding Portage Inlet and Gorge Waterway.
- (c) For purposes of calculating floor space ratio (R), only the area of the lot located above the mean high water mark shall be included.

5.17 Subdivisions to Provide Residence for a Relative

- (a) No parcel located in an A-2, A-4 or A-7 zone shall be subdivided pursuant to Section 946 of the **Local Government Act** unless it exceeds 4.5 ha (11.1 ac) in area.
- (b) No parcel located in any zone other than the A-2, A-4 or A-7 zones shall be subdivided pursuant to Section 946 of the **Local Government Act** unless it exceeds 2.5 ha (6.17 ac) in area.
- (c) This sub-section does not apply to land within an Agricultural Land Reserve established under the **Agricultural Land Commission Act**.

5.18 Determination of Grades

- (a) Grade shall be expressed in relation to geodetic datum.
- (b) Grade shall be calculated by taking the average elevation - at natural grade - of the points of the polygon having the shortest perimeter that will encompass the outermost walls of the building or structure.


- (c) Where it is proposed to construct all or part of a building or structure on land where fill has been placed on top of the natural grade, grade shall mean the plane of elevation of the original natural grade directly below the location of the smallest polygon prescribed in Section 5.18 (b). In such a case, the Manager of Inspection Services may require the applicant for the building permit to produce, at their expense, a certificate from a geotechnical engineer or other qualified professional identifying, by means of plans or other satisfactory documentation, the original natural grade.
- (d) In a case where it is proposed to construct a building or structure or any part thereof on land where the current surface of the land is below the original natural grade, the current surface of the land shall be deemed to be the natural grade of the land.
- (e) Grade for garden suites shall be determined as per Schedule H – Section 6(c).



B. 9878 2023

5.19 Setback from Watercourses

Notwithstanding any other provisions in this bylaw, no building or structure shall be constructed or located on a lot within 7.5 m (24.6 ft) of the natural boundary of any watercourse identified in Schedule B to the *“Watercourse and Drainage Bylaw, 1996, No. 7501”*, any amendments thereto and any successor bylaws, except where the watercourse has been enclosed and permission has been granted by the Director of Engineering Services to build over the storm sewer statutory right-of-way.



B. 9608 2020

5.20 Limitation of Residential Occupancy by Unrelated Persons

Notwithstanding any other provision of the bylaw, where a dwelling unit is occupied by two or more persons unrelated by blood or marriage, the total number of persons unrelated by blood or marriage occupying the dwelling unit, including boarders shall not exceed six.

5.21 Maximum Floor Space Ratio (R)/Gross Floor Areas (R) for RS-16 & RS-18 Properties

TABLE 5.1

Maximum F.S.R. (R) / Gross Floor Areas (R) for RS-16 & RS-18 Properties		
Lot Size	Maximum F.S.R. (R)	Maximum Gross Floor Area (R)
0 m ² – 1999 m ² (0 – 21518 ft ²)	.50	625 m ² (6727 ft ²) provided not more than 75% of this area is located in non-basement areas
2000 m ² – 2999 m ² (21528 ft ² – 32282 ft ²)	.50	750 m ² (8073 ft ²) provided not more than 75% of this area is located in non-basement areas
3000 m ² – 3999 m ² (32293 ft ² – 43046 ft ²)	.50	815 m ² (8772 ft ²) provided not more than 75% of this area is located in non-basement areas
4000 m ² – 19999 m ² (43051 ft ² – 215274 ft ²)	.50	875 m ² (9419 ft ²) provided not more than 75% of this area is located in non-basement areas
20000 m ² & greater (215285 ft ²)	0.5	1000 m ² (10764 ft ²) provided not more than 75% of this area is located in non-basement areas

5.22 Post Construction Enclosure of Balconies, Sundecks and Patios for Properties Zoned RA, RM, RP, MFC-CH, MFI-CH and C

Notwithstanding the density provisions of this bylaw, and where the floor space ratio has been maximized by existing construction and/or by the previous enclosure of balconies, sundecks and patios, additional enclosures of existing balconies, sundecks and patios may be permitted on properties zoned RA, RM, RP, MFC-CH, MFI-CH and C provided that:

- a) The enclosing material, exclusive of supports, is fully transparent, untinted glass.
- b) There is no further addition to, or extension, of the balcony, sundeck, or patio floor areas.
- c) The area of each balcony to be enclosed does not exceed 18 m² (193 ft²).
- d) The area to be enclosed is for providing all-weather protection for uses which are accessory to those of the adjoining dwelling unit.
- (e) The area will remain functionally and physically independent from an adjoining habitable room by means of doors or other permanently affixed closures.

5.23 Sale of Christmas Trees

Notwithstanding the parking provisions of Section 7.0 of this bylaw, the retail sale of Christmas trees shall be permitted on any A-1, A-1P, A-2, A-2C, A-3, A-4, A-5, A-6 or A-7 zoned parcel more than 0.5 ha in size and any C-2, C-3, C-3B, C-4, C-4B, C-4BR, C-4C, C-4D, C-4RT, C-5, C-6, C-6DE, C-8, or C-9 zoned parcel between December 1 and December 26 in any calendar year.

5.24 Secondary Suite - Rural and Single Family Zone

- a) No person shall use nor permit or suffer others to use any area in a building in an A or RS zone for a secondary suite.
- b) Notwithstanding any other provision of this bylaw, a secondary suite is a permitted use in all RS zones, within the area defined in Schedule “G” - Secondary Suite Permit Area - subject to the following conditions:



- No more than one secondary suite is permitted per lot or per single family dwelling;
- A secondary suite is not permitted on a lot with a garden suite;
- The secondary suite must be wholly contained within the single family dwelling;
- The registered owner of the property must occupy either the single family dwelling or the secondary suite as their principle residence;
- No person shall occupy a secondary suite, and no person shall permit or suffer a person to occupy a secondary suite, unless an occupancy permit has been issued for the secondary suite under the Building and Plumbing Bylaw No. 8627 or any successor bylaw;
- One additional on-site parking space for the occupant of the suite must be installed per the requirements of Zoning Bylaw No. 8200;
- The total number of kitchens within the single family dwelling, including the secondary suite, may not exceed two; and
- Boarding is not permitted within the secondary suite.

5.25 Secondary Suite - Two Family Dwelling Zone

No person shall use nor permit or suffer others to use any area in a building in an RD zone for a secondary suite if the building already contains two dwelling units.

5.26 Additional Kitchen

No person being the owner or occupier of a building in an A or RS zone shall construct, install, keep, use or occupy nor permit or suffer others to construct, install, keep, use or occupy an additional kitchen unless the building is occupied solely by members of the immediate family of the owner or occupier of the building. The total number of kitchens within a single family dwelling may not exceed two.

5.27 Regulation of Height on Existing Small Lot RS Zoned Properties

Notwithstanding any other provision of this bylaw, the height of dwellings in any RS zoned lot having an area less than 446 m² (4800 ft²) or a width less than 13.5 m (44.3 ft) shall be calculated as follows and the maximum permitted height shall be the greater of the calculations under subsections a) or b):

- a) No dwelling shall exceed a height of 6.0 m (19.6 ft) except for those buildings and structures having or incorporating flat roofs with a pitch less than 3:12, the maximum height of these roofs shall not exceed 5.0 m (16.4 ft) as measured from grade. No vertical portion of the dwelling, within 5.0 m (16.4 ft) of a vertical plane extending from the outermost wall, may exceed 6.0 m (19.6 ft) in height. For the purpose of this regulation, grade will be the average elevation as measured at the outside corners of the outermost wall.

- b) The average of the heights of any dwellings located on parcels abutting the rear and interior lot lines of the subject property. In no case shall the maximum permitted height exceed the regulation of existing zoning.
- c) The provisions of this section do not apply to any RS-1, RS-2, RS-4, RS-CH1, RS-CH2, RMCH-1, RMCH-2, or RS-EL zoned lands, or garden suites.

B. 9647 2020

5.28 Floor Space Exemption for Adaptable Housing Design

Notwithstanding any density provisions including Floor Space Ratio, Floor Space Ratio (R) and Gross Floor Area, an additional 1.5 m² (16 ft²) floor space may be constructed for each dwelling unit in apartment buildings and congregate housing buildings that are constructed in accordance with section 5.36 of this Bylaw.

5.29 Accessory Building Separation for Single Family and Two Family Dwelling Zones

- a) Except as provided in subsections (b) and (c), accessory buildings and detached decks on a lot in single family and two family dwelling zones shall be sited so that there is a minimum separation from the principal building on the lot of not less than:
 - (i) 1.2 metres (4.0 ft) between walls or columns, and
 - (ii) 60 cm (2.0 ft) measured on a horizontal projection, between roof overhangs including gutters and any other projections.
- b) Accessory buildings and detached decks on a lot with a garden suite shall be sited so there is a minimum separation from the garden suite of not less than:
 - (i) 2.0 metres (6.6 ft) between walls or columns, and
 - (ii) 60 cm (2.0 ft) measured on a horizontal projection, between roof overhangs including gutters and any other projections.
- c) Garden suites shall be sited so that the separation between the principal building on the lot and the garden suite meets the minimum Separation Space (GS) requirements of Schedule H.

B. 9647 2020

B. 9647 2020

B. 9647 2020

5.30 Temporary Use Permits

- (a) Notwithstanding any other provisions of this bylaw, a temporary use permit issued pursuant to Local Government Act s. 921 may be considered on any parcel within the District of Saanich except those parcels zoned RS, RD, RC, RT, RM, RA, RP, MFC, and MFI.
- (b) Notwithstanding Section 5.30 (a), a temporary use permit for a Community Kitchen and Food Resource Centre may be considered on Lot 4, Block 4, Section 37, Victoria District, Plan 1722, except the west 4 feet 6 inches thereof taken for road purposes as shown on said Plan (3541 Shelbourne Street).
- (c) Notwithstanding Section 5.30 (a), a temporary use permit for the sale of home-grown and value-added fruits, flowers, vegetables and homemade crafts at roadside stands may be considered on parcels within the District zoned RS, RD, RC, RT, RM, RA, RP, MFC, and MFI.

B. 9637 2020

5.31 Siting and Size Regulations for Buildings or Structures used for Keeping Animals

- (a) Buildings and structures used or proposed to be used for the keeping of animals shall be constructed and sited in accordance with Table 5.2.
- (b) A kennel operation shall not be carried on in a single family dwelling unless the single family dwelling complies with the minimum setback prescribed for a kennel operation in Table 5.2.

B. 9504 2018

Table 5.2	
Siting And Size Regulations For Buildings And Structures Used Or Proposed To Be Used For Keeping Of Animals	
Type of Animal or Building	Minimum Setback and/or Maximum Height
(a) Farm Animals	(i) 15 m (49.2 ft) from any lot line. (ii) 7.5 m (24.6 ft) from any building used for human habitation.
(b) Kennel Operation including an enclosure or exercise yard as part of a kennel operation	(i) 15.2 m (50.0 ft) from any lot line.
(c) (i) Poultry, kept on a parcel in a single family residential zone or rural zone having an area equal to or greater than 1,114.8 m ² (12,000 sq ft) (ii) Bantams, kept on a parcel in a single family residential zone or rural zone	(i) 7.6 m (25 ft) from a front lot line and 4.57 m (15 ft) from a rear lot line or side lot line where up to 10 poultry or bantams are kept or the proposed building or structure has the capacity to house up to 10 poultry or bantams. (ii) 15.2 m (50 ft) from a front lot line and 7.6 m (25 ft) from a rear lot line or side lot line where 11 to 30 poultry or bantams are kept or the proposed building or structure has the capacity to house between 11 and 30 poultry or bantams. (iii) Subject to subsection (iv) 45.7 m (150 ft) from any lot line where more than 30 poultry or bantams are kept or the proposed building or structure has the capacity to house more than 30 poultry or bantams. (iv) 42.6 m (140 ft) from any lot line bordering an arterial highway where approval has been obtained from the Minister of Transportation and Infrastructure and more than 30 poultry or bantams are kept or the proposed building or structure has the capacity to house more than 30 poultry or bantams.
(d) Hens, kept on a parcel in a single family residential zone or a rural zone having an area less than 1,114.8 m ² (12,000 sq ft)	(i) 3.0 m (9.8 ft) from a rear lot line or side lot line. (ii) shall not be located anywhere except in a rear yard. (iii) 3.0 m (9.8 ft) from any door or window of a residential building. (iv) shall not be more than 2.0 m in height.
(e) Pigeons	(i) 7.6 m (25 ft) from a front lot line. (ii) 4.57 m (15 ft) from a side lot line or rear lot line.
(f) Dog or Dogs, other than as part of a kennel operation	(i) the minimum setback for buildings and structures from all property lines as specified in the relevant zone schedule of Zoning Bylaw 8200. (ii) where it is located behind the front building line as defined in the Zoning Bylaw, 1.5 m (4.9 ft) from any side or rear lot line.

5.32 Cannabis-Related Exemptions

Despite section 5.2, the following uses are permitted subject to and in accordance with the applicable legislation of Canada and British Columbia:

- (a) Cannabis Production on lands within the British Columbia Agricultural Land Reserve, but only if the cannabis is produced:
 - (i) outdoors in a field;
 - (ii) inside a structure that has a base consisting entirely of soil; or

B. 9527 2019

B. 9571 2019

(iii) inside a structure that meets the conditions prescribed in subsection 8(2) of the Agricultural Land Reserve Use Regulation, B.C. Reg. 30/2019.

(b) Cannabis Production by an individual within a dwelling unit up to a maximum of four (4) Cannabis plants per dwelling unit;

B. 9504 2018

(c) Cannabis Distribution and Cannabis Sales for medical use by persons licensed for that purpose pursuant to the Access to Cannabis for Medical Purposes Regulations, SOR/2016-230.

B. 9908 2023

(d) Non-Medical Cannabis Producer Retail Store on lands within the British Columbia Agricultural Land Reserve in accordance with the Agricultural Land Use Regulation, B.C. Reg. 30/2019 but only if it is accessory to a Cannabis Production use.

B. 9586 2020

5.33 Lands within the Agricultural Land Reserve

Notwithstanding any other provisions in this bylaw, all lands within the British Columbia Agricultural Land Reserve are subject to the provisions of the *Agricultural Land Commission Act and regulations thereunder*.

B. 9647 2020

5.34 Accessory Buildings and Structures - RS Zoned Lots

Accessory buildings and structures other than garden suites, on an RS zoned lot, other than a lot zoned RS-1, RS 1GH, RS-2CR, RS-CH1, RS-CH2, RS-EL, RS-MF, RS-CR, or RM-3TR:

(a) Shall be sited not less than:

(i) 7.5 m (24.6 ft) from the front lot line or, for lots having an area exceeding 2000 m² (21,528 ft²), 15 m (49.2 ft) from the front lot line.

(ii) 1.5 m (4.9 ft) from a rear lot line or interior side lot line.

(iii) 3.5 m (11.5 ft) from an exterior side lot line.

(b) Shall not exceed a maximum height of 3.75 m (12.3 ft).

(c) Shall not exceed a maximum of one storey.

(d) Shall not exceed a maximum interior height of 4.5 m (14.76 ft) measured vertically between the floor structure and underside of the roof structure within a storey.

(e) Shall not exceed the lot coverage requirements outlined in Table 5.3.

(f) Shall not contain a dwelling unit.

(g) Shall not contain a basement or crawl space.

(h) That are used or proposed to be used for keeping animals shall comply with the siting and size provisions set out in Table 5.2 under s. 5.31 of this Bylaw.


B. 9647 2020

Table 5.3		
Lot Size Range	Lot Coverage for All Accessory Blds	Maximum Lot Coverage for Individual Accessory Bld (excluding garden suites)
Less than 399 m ² (4295 ft ²)	10%	7%
400 m ² (4306 ft ²) – 999 m ² (10,753 ft ²)	10%	7%
1000 m ² (10,764 ft ²) – 1329 m ² (14,305 ft ²)	10%	70 m ²
1330 m ² (14,316 ft ²) – 1999 m ² (21,517 ft ²)	7%	70 m ²
2000 m ² (21,527 ft ² -) plus	5%	70 m ²

5.35 Garden Suites

- (a) A garden suite permitted under this bylaw is subject to the regulations prescribed in Schedule H.
- (b) No garden suite is permitted on any lot unless all of the following conditions are satisfied:
- (i) The lot must be an RS zoned lot;
 - (ii) The lot must be within the Sewer Service Area and/or within the Urban Containment Boundary;
 - (iii) The lot must have a minimum area of 400 m²;
 - (iv) The lot must be a minimum of 12 m wide;
 - (v) The principal building on the lot must be a single family dwelling;
 - (vi) There must not be a secondary suite on the lot;
- (c) No more than one garden suite is permitted on a lot.
- (d) Bed and breakfast use is prohibited in a garden suite.
- (e) Short-term rental use is prohibited in a garden suite.
- (f) Boarding use is prohibited in a garden suite.
- (g) For purposes of subsection 5.35(j) of this bylaw and section 482(2) (b) of the *Local Government Act*, “affordable housing” includes rental housing units.
- (h) For the purpose of section 482 of the *Local Government Act*, the addition of a garden suite is considered to increase the density of residential development that is permitted on an RS zoned lot.
- (i) In order to encourage the availability of rental housing units in the District of Saanich, and notwithstanding any other provision of this bylaw, a garden suite is not permitted on any lot unless the condition under subsection 5.35(j) is satisfied prior to the issuance of a development permit.
- (j) A garden suite is only permitted where the owner of the lot has registered a covenant under section 219 of the *Land Title Act* against title to the lot in favour of the Corporation of the District of Saanich, satisfactory in its form and priority of registration to the Director of Planning, providing that the garden suite must not be subdivided from the lot containing the principal building, whether pursuant to the *Strata Property Act*, the *Land Title Act*, or otherwise.
- (k) The registered owner of the lot must occupy either the single family dwelling or the garden suite as the owner’s principal residence.

B. 9878 2023



5.36 Adaptable Housing

New residential buildings must comply with the adaptable housing requirements identified in the British Columbia Building Code, as amended or replaced from time to time.

6.1 Landscape and Maintenance

- (a) On any lot occupied by a building or structure where the principal use is not agricultural, single family dwelling, two family dwelling, or industrial extraction, those portions of the lot not covered by buildings or structures, off-street parking, off-street loading, outside storage, or pedestrian walkways shall be planted as a landscape area and continuously maintained.
- (b) Required landscaping shall be completed prior to the issuance of an occupancy permit.
- (c) Notwithstanding Section 6.1(b) a developer may, at his option, provide a performance bond, irrevocable letter of credit, or other financial guarantee satisfactory to the Manager of Inspection Services in an amount equal to 120% of the cost of landscaping. In such case, the occupancy permit may be issued prior to the completion of the landscaping, and the required landscaping shall be completed within four months of issuance of the occupancy permit in default of which the bond, letter of credit, or other guarantee shall be forfeited to the Municipality.
- (d) On any lot occupied by a building or structure where the principal use is a single family dwelling and there is a garden suite, the Open Site Space Requirement (GS) shall apply.



6.2 Fences, Retaining Walls

- (a) The height of a fence or retaining wall shall mean the vertical distance between natural grade and the top of the fence or retaining wall directly above.
- (b) In any case where a fence or retaining wall is constructed on land where fill has been placed on top of the natural grade, the height calculation under (a) shall be measured from the original natural grade directly below the intersection of the fence or retaining wall with the ground.
- (c) Where a fence is constructed on top of a retaining wall the combined height of the retaining wall and fence shall not exceed the maximum permitted height of a fence in such location.
- (d) Notwithstanding s.6.2(a) the height of the fence constructed on top of a retaining wall shall be the vertical distance between the top of the fill and the top of the fence directly above.
- (e) Notwithstanding s.6.2(c) a fence or guard not exceeding a height of 1.07 m (42 in) may be constructed on top of a retaining wall even if the combined height of the guard or fence and retaining wall exceeds the maximum permitted height of a fence in such location.
- (f) Unless expressly provided for elsewhere in this section:
 - (i) no fence constructed between the minimum setback distance required for the principal building on a lot and any lot line abutting a street, shall exceed a height of 1.5m (4.9 ft);
 - (ii) no fence in any other yard shall exceed a height of 1.9 m (6.2 ft)
- (g) Subject to s.5.15, 5.16, 6.3 and 6.4 of this bylaw, fences and retaining walls may be constructed in any location on a lot.

6.3 Landscaping and Screening in RS & RD Zones - Special Provision

- (a) Where a lot zoned RS or RD abuts a lot zoned for any other use, landscaping or fences may be provided along the common lot line in accordance with the regulations applying to the adjacent zone.
- (b) Notwithstanding any other provision of this section, in any single family or two family dwelling zone district, no person shall construct, install, suffer or maintain a fence which exceeds a height of 1 m (3.3 ft) in the area bounded by the intersecting lot lines at a street corner and a line joining points along said lot lines 9.0 m (29.53 ft) from their point of intersection.

6.4 Landscaping and Screening in RC, RT, RA, RM, RP, and MFI-CH Zones

- (a) A landscape screen or an opaque fence of not less than 1.5 (4.9 ft) in height shall be provided along all lot lines which do not abut a street to within 3.0 m (9.8 ft) of a street.
- (b) An accessory off-street parking area other than concealed parking for attached housing or apartment use which is located within any yard which abuts a street shall be bounded by a landscape screen of not less than 1 m (3.3 ft) in height along the property line abutting the parking area.
- (c) Where any required landscaped area or sidewalk abuts an area devoted to the circulation or parking of vehicles, it shall be edged with a non-mountable reinforced concrete curb or concrete curb and gutter that shall be continuous except for driveways and walkways and for drainage to engineered on-site stormwater detention and treatment facilities.

6.5 Landscaping and Screening Requirements For C, M and MFC-CH Zones

- (a) Where a lot zoned C or MFC-CH abuts a street and any portion is directly opposite a lot zoned A, RS, RD, RC, RT, RM, RA or RP, a landscape area having a minimum depth of 1.75 m (5.7 ft) shall be provided along the full length of the property line abutting the street except for driveways and walkways.
- (b) Where a lot zoned C, MFC-CH, M-1, M-1DW, M-2, M-4, M-5 or M-7 abuts a lot zoned A, RS, RD, RC, RT, RM, RA, or RP an opaque landscape screen or fence not less than 1.75 m (5.7 ft) in height shall be provided along the full length of an abutting property line. A fence shall be not more than 3.0 m (9.8 ft) in height.
- (c) Notwithstanding the provision of Section 6.5.(d), where a lot zoned C, M-1, M-1DW, M-2, M-4, M-5 or M-7, contains an off-street or accessory off-street parking use, trees shall be provided on the lot in the amount of one tree per 115 m² (1238 ft²) of the gross lot area. At least fifty percent of the required trees shall be located within that portion of the lot devoted to parking.
 - (i) When a property is zoned MFC-CH only those portions of a parking lot devoted to the parking of vehicles with a retail use shall comply with the provision of Section 5 (c).

- (d) Where a lot is zoned C-6, C-6DE, C-7, M-1, M-1DW, M-2, M-4, M-5 or M-7 a landscape area having a minimum depth of 3.75 m (12.3 ft) shall be provided along the full length of any yard which abuts a street except for driveways and walkways.
- (e) On any portion of a lot where an industrial use involves wrecking, salvaging, the unenclosed storage of salvage, scrap, junk, equipment, materials, gravel extraction, fuel storage tanks or any other unenclosed storage use, it shall be bounded on all sides by a landscape screen or opaque fence not less than 1.75 m (5.7 ft) in height which is continuous except for driveways and walkways. A fence shall be not more than 3.0 m (9.8 ft) in height.
- (f) Where any required landscaped area abuts an area devoted to the circulation or parking of vehicles, it shall be edged with a non-mountable reinforced concrete curb or concrete curb and gutter that shall be continuous except for driveways and walkways and for drainage to engineered on-site stormwater detention and treatment facilities.

6.6 Landscaping and Screening Requirements for M-3 Zoned Property

- (a) Where a lot zoned M-3 abuts a lot zoned A, RS, RD, RC, RT, RM, RA, RP, MFC-CH, or MFI-CH, a landscape area having a minimum depth of 30.0 m (98.4 ft) shall be provided along the full length of the abutting property line.
- (b) Where a lot zoned M-3 abuts a street or lane which in turn abuts a lot zoned A, RS, RD, RC, RT, RM, RA, RP, MFC-CH or MFI-CH, a landscape area having a minimum depth of 15.0 m (49.2 ft) shall be provided along the full length of the property line abutting the street except for driveways and walkways.
- (c) Where provision for the parking or loading of vehicles is to be made in a yard abutting a street, there shall be:
 - (i) a landscape area a minimum of 7.5 m (24.6 ft) in depth abutting the property line which is continuous except for driveways;
 - (ii) a landscape screen or fence a minimum of 1.5 m (4.9 ft) in height provided around the parking or loading area which is continuous except for driveways.

6.7 Landscaping and Screening Requirements for P Zones

- (a) An accessory off-street parking area other than concealed parking, which is located within any yard which abuts a street shall be bounded by a landscape screen not less than 1.0 m (3.3 ft) in height along the property line abutting the parking area.
- (b) Any portion of a lot used for unenclosed storage in a P Zone shall be bounded on all sides by a landscape screen or fence not less than 1.75 m (5.7 ft) in height which is continuous except for driveways and walkways. A fence shall be not more than 3.0 m (9.8 ft) in height.
- (c) Where a lot in a P Zone abuts a lot zoned A, RS, RD, RC, RT, RM, RA, RP, MFC-CH, MFI-CH, or a zone providing for a Tourist Accommodation Use, an opaque landscape screen or fence of not less than 1.75 m (5.7 ft) in height may be provided along the full length of the abutting property line. A fence shall be not more than 3.0 m (9.8 ft) in height.
- (d) Where any required landscaped area devoted to the circulation or parking of vehicles, it shall be edged with a non-mountable reinforced concrete curb or concrete curb and gutter that shall be continuous except for driveways and walkways and for drainage to engineered on-site stormwater detention and treatment facilities.

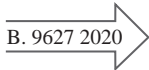
This page intentionally left blank.

7.1 Provision and Maintenance of Off-Street Parking Areas

- (a) Whenever a use of land, buildings or structures occurs in any zone pursuant to any provision in this bylaw and reference is specifically made to this section, offstreet parking spaces required by this section, shall be continuously provided and maintained.
- (b) All required parking areas shall be completed prior to the issuance of an occupancy permit.
- (c) The parking or storage of vehicles shall not be permitted on any required landscape area.

7.2 Buildings Non-Conforming as to Off-Street Parking

- (a) Any building or structure which conforms to the uses permitted in a zone but does not conform to parking regulations shall not be reconstructed, moved, or extended until the parking spaces are provided in accordance with this bylaw.
- (b) Any building or structure conforming as to use may not be occupied for any other conforming use requiring a greater number of parking spaces as calculated from Table 7.1 unless and until the required spaces are provided.

**7.3 Number of Off-Street Parking Spaces, Energized Spaces and Required Electric Vehicle Supply Equipment**

- (a) The minimum number of off-street parking spaces for any use shall be calculated in accordance with Table 7.1.
- (b) The minimum number of off-street parking spaces required for any use, as determined in accordance with section 7.3(a), that must be Energized Spaces shall be calculated in accordance with Table 7.1. In Table 7.1, “Minimum Energized Spaces” refers to the minimum number of parking spaces for which Energized EV Outlets must be provided, expressed as a percentage of the total off-street parking spaces required for the use or as a whole number.
- (c) The minimum number of off-street parking spaces, as determined in accordance with section 7.3(a), that must be Energized Spaces equipped with Electric Vehicle Supply Equipment shall be calculated in accordance with Table 7.1. In Table 7.1, “Minimum EVSE” refers to the minimum number of Energized Spaces that must also be provided with Electric Vehicle Supply Equipment (EVSE), expressed either as percentage of the total off-street parking spaces required for the use or as a whole number. The “Minimum EVSE” for a specific use shall not exceed the “Minimum Energized Spaces” for that use.
- (d) The requirements of sections 7.3(b) and 7.3(c) do not apply to a visitor parking space that is required under section 7.3(a).
- (e) In Table 7.1, “Minimum charging level” refers to the minimum charging level to be provided at each Energized Space, where L2 = Level 2, and L2M = Level 2 with energy management enabled.

- (f) Where L2 is specified in Table 7.1 as the Minimum charging level, an Electric Vehicle Energy Management System is not permitted.
- (g) Where L2M is specified in Table 7.1 as the Minimum charging level, an Electric Vehicle Energy Management System is permitted but is not required.
- (h) If a use is not listed in Table 7.1, the number of off-street parking spaces, Energized Spaces, and Energized Spaces that must be equipped with Electric Vehicle Supply Equipment shall be calculated on the basis of a use that is most similar to a use that is listed.
- (i) Unless otherwise provided in Table 7.1, if a development contains more than one use or involves collective parking for more than one building or use, the total number of off-street parking spaces, Energized Spaces, and Energized Spaces that must be equipped with Electric Vehicle Supply Equipment shall be the sum of the various classes of uses calculated separately and any off-street parking spaces, Energized Spaces, and Energized Spaces that must be equipped with Electric Vehicle Supply Equipment that are required for one use shall not be included in the calculations for any other use.
- (j) Where the calculation of the total required off-street parking spaces, Energized Spaces, and Energized Spaces that must be equipped with Electric Vehicle Supply Equipment results in a fractional number, rounding off to the larger whole number shall apply.
- (k) The requirements of subsections 7.3(b) and (c) do not apply to a building or development:
 - (i) for which an occupancy permit was issued prior to September 1, 2020;
 - (ii) for which an application for a building permit was submitted in accordance with the requirements of the Building Bylaw, 2019, No. 9529 prior to September 1, 2020; or
 - (iii) for which an application for a development permit was submitted in accordance with the requirements of the Land Use and Development Procedures Bylaw, 2007, No. 8857 prior to September 1, 2020.”

B. 9627 2020 →

→ B. 9647 2020

		TABLE 7.1			
USE OF BUILDING		REQUIRED PARKING SPACES	REQUIRED EV CHARGING INFRASTRUCTURE		
			Minimum Energized Spaces	Minimum EVSE	Minimum charging level
1.0 Residential					
1.1	Single Family Dwellings	2 spaces per dwelling unit	1	0	L2M
1.2	Secondary Suite or Garden Suite	1 Space	1	0	L2M
1.3	Two Family Dwellings	2 spaces per dwelling unit	2	0	L2M
1.4	Single Family Dwelling providing boarding or sleeping accommodation for guests in a bed and breakfast	2 spaces per dwelling unit plus 0.5 space per bedroom used for boarders or guests	2	0	L2M
1.5	Attached Housing	2 spaces per dwelling unit	100%	0	L2M
1.6	Apartments	1.5 spaces per dwelling unit	100%	0	L2M
1.7	Buildings Containing three or more dwelling units for senior citizen housing and approved by the BC Housing Management Commission under the Nonprofit Housing Program	1 space per 2 dwelling or sleeping units	100%	0	L2M
1.8	Buildings Containing three or more dwelling units designed solely for families of low income and approved by the BC Housing Management Commission under the Nonprofit Housing Program	1.5 spaces per dwelling unit	100%	0	L2M
1.9	Accessory residential uses in buildings also used for commercial users	1.5 spaces per dwelling unit	100%	0	L2M
1.10	Buildings for Tourist Accommodation	1 space per dwelling unit or sleeping unit and 1 space per employees	100%	0	L2M
1.11	Congregate Housing	0.5 space per dwelling or sleeping unit	100%	0	L2M

USE OF BUILDING		REQUIRED PARKING SPACES	REQUIRED EV CHARGING INFRASTRUCTURE		
			Minimum Energized Spaces	Minimum EVSE	Minimum charging level
2.0 Institutional Public and Semi-Public and Health					
2.1	Personal Care Homes, Extended Care Homes or Group Care Facilities with lodging	1 space per 3 beds	5%	2	L2M
2.2	Medical, Dental and Real Estate office	1 space per 20 m ² (215.0 ft ²) of gross floor area	5%	2	L2
2.3	Hospital or similar use	1 space per 50 m ² (538.2 ft ²) of gross floor area	5%	12	L2M
2.4	Funeral Homes	1 space per 5.6 m ² (60.0 ft ²) of gross floor area used for Assembly	1	1	L2
2.5	Churches (areas of worship, halls, meeting rooms)	1 space per 8.0 m ² (86.1 ft ²) of gross floor area used for Assembly	1	1	L2
2.6	Sunday School	1 space per classroom	0%		
2.7	Schools				
	(a) Kindergarten and Elementary	1 space per employee plus 2	5%	6	L2M
	(b) Junior Secondary/ Middle	1 space per employee plus 2	5%	6	L2M
	(c) Senior Secondary	1 space per employee and 1 space per 10 students	5%	6	L2M
	(d) Colleges	1 space per 30 m ² (322 ft ²) of gross floor area	5%	12	L2M
	(e) Universities	1 space per 50 m ² (538 ft ²) of gross floor area	5%	12	L2M
2.8	Public Utilities	1 space per employee	5%	6	L2M
3.0 Cultural and Recreational					
3.1	Community Centres, Activity Centres	1 space per 20 m ² (215 ft ²) of gross floor area used for Assembly	4	2	L2
3.2	Libraries, Galleries, Museums	1 space per 10 m ² (107 ft ²) of gross floor area used for Assembly	4	2	L2
3.3	Theatres, Auditoriums, Dancehalls, Clubs, Halls or Lodges	1 space per 10 m ² (107 ft ²) of gross floor area used for Assembly	4	2	L2
3.4	Stadiums, Arenas, Exhibition Halls, Pools or similar places with spectator facilities	1 space per 4 seats plus 1 space per 10 m ² (107 ft ²) of ice area plus 1 space per player capacity of other sports	5%	6	L2
3.5	Gymnasiums, Health Clubs, Spas	1 space per 10 m ² (107 ft ²) of fitness or gymnasium surface area	4	2	L2
3.6	Bowling Alleys, Curling Rinks	4 spaces per alley or sheet of ice plus 1 space per employee	4	2	L2

USE OF BUILDING		REQUIRED PARKING SPACES	REQUIRED EV CHARGING INFRASTRUCTURE		
			Minimum Energized Spaces	Minimum EVSE	Minimum charging level
3.7	Racquet and ball courts	2 spaces per court	1	1	L2
3.8	Ranges for golfing driving, archery or small arms firing	1 space per range tee or target corridor	4	2	L2
3.9	Golf Courses	8 spaces per golf hole provided	4	2	L2
3.10	Marinas, Sailing Schools and Associations	1 space per 2 mooring berths or storage spaces provided	4	2	L2
4.0 Commercial					
4.1	General Office	For buildings not exceeding 1000 m ² (10764 ft ²) of gross floor area: 1 space per 25 m ² (269 ft ²). For buildings exceeding 1000 m ² (10764 ft ²): 1 space per 25 m ² (269 ft ²) for the first 1000 m ² (10764 ft ²), and 1 space per 30 m ² (323 ft ²) for any additional area.	2 5%	2 4	L2M L2M
4.2	Retail sales of goods and services	1 space per 14 m ² (150 ft ²) of gross floor area	5%	4	L2
4.3	Freestanding Local Convenience Stores	5 spaces plus 1 employee parking space	0%		
4.4	Retail Food Stores greater than 275 m ² (2960 ft ²) of gross floor area	1 space per 14 m ² (150 ft ²) of gross floor area	5%	4	L2
4.5	Restaurants, Drive-in and Fast Food Restaurants	1 space per 10 m ² (107 ft ²) of gross floor area	0%		
4.6	Premises or portions thereof, licenced pursuant to Provincial Legislation for the regular sale of liquor except for neighbourhood public houses	1 space per 5.5 m ² (59 ft ²) of gross floor area open to the public	0%		
4.7	Neighbourhood Public Houses	1 space per 3 seats	0%		
4.8	Service stations and facilities for the repair or servicing of motor vehicles	1 space per 2 employees (minimum of 2 spaces) plus 1 space for each service bay	1	1	L2
4.9	Financial Institutions	1 space per 16 m ² (172 ft ²) of gross floor area	2	2	L2
4.10	Shopping centres less than 1000 m ² (10764 ft ²) of gross leasable area	Shall be the sum of the various classes of uses calculated separately			
4.11	Shopping centres greater than 1000 m ² (10764 ft ²) and less than 23225 m ² (250000 ft ²) of gross leasable floor area	1 space per 19 m ² (204 ft ²) of gross leasable floor area	5%	6	L2

USE OF BUILDING		REQUIRED PARKING SPACES	REQUIRED EV CHARGING INFRASTRUCTURE		
			Minimum Energized Spaces	Minimum EVSE	Minimum charging level
4.12	Shopping centres greater than 23225 m ² (250000 ft ²) of gross leasable area	1 space per 17 m ² (183 ft ²) of gross leasable floor area	5%	18	L2
4.13	Cabaret or Dinner Theatres	1 space per 10 m ² (107 ft ²) of gross floor area open to the public	0%		
4.14	Studios for broadcasting and production for television, radio or recording purposes	1 space per 30 m ² (322 ft ²) of gross floor area	2	2	L2
4.15	Auction Rooms	1 space per 10 m ² (107 ft ²) of auction floor area	0%		
4.16	Home Furnishing Stores	1 space per 80 m ² (861 ft ²) of gross floor area	0%		
4.17	Rental and repair of household items, tools, appliances and small equipment	1 space per 100 m ² (1076 ft ²) of gross floor area	0%		
5.0 Industrial					
5.1	(a) Warehouse and Storage Area (b) Retail Sales Areas incidental to a Permitted Use (c) Home Furnishing Store	1 space per 175 m ² (1883 ft ²) of gross floor area 1 space per 14 m ² (150 ft ²) of gross floor area Notwithstanding clause 5.1(a) or (b), 1 space per 80 m ² (861 ft ²) of gross floor area	5%	2	L2M
5.2	Industrial	1 space per 95 m ² (1022 ft ²) of gross floor area	5%	2	L2M
5.3	Research Establishments, Laboratories	1 space per 30 m ² (322 ft ²) of gross floor area	5%	2	L2M
5.4	Beverage Container Depots in Industrial Zones	1 space per 40 m ² (431 ft ²) of gross floor area or 6 spaces, whichever is greater	5%	2	L2M

7.4 Exceptions and Additional Requirements for Off-Street Parking

(a) **Visitor Parking**

In any RC, RT, RM, RA, RP, MFC-CH or MFI-CH zone, 0.3 spaces per dwelling unit of the required parking spaces shall be designated and clearly marked as “Visitor Parking” and shall be freely accessible at all times.

- (i) In a mixed residential/commercial development required visitor parking spaces can be assigned to commercial use parking spaces but shall not account for more than 15% of the space required for the commercial use component.

(b) **Disabled Persons Parking Spaces**

- (i) In any development requiring 25 or more parking spaces, Disabled Person Parking Spaces shall be provided in the ratio of 1 for every 100 parking spaces required or part thereof.
- (ii) Each Disabled Persons Parking Space shall be a minimum of 3.7 m (12.1 ft) in width and shall occupy the nearest parking space to a building entrance that accommodates wheelchair access.
- (iii) Drop curbs shall be provided on any curb between a Disabled Persons Parking Space and the building entrance to accommodate wheelchair access.
- (iv) Each Disabled Persons Parking Space shall have a firm, slip-resistant and level surface.

(c) **Neighbourhood Public House**

A neighbourhood public house shall provide parking in accordance with the requirements of Section 4.7 of Table 7.1.

(d) **A, RS and RD Zones**

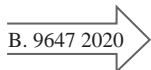
Parking provided in conjunction with an agricultural use, a single family dwelling use, a single family dwelling with a secondary suite or garden suite, or a two family dwelling use shall provide the number of spaces required by table 7.1 but need not conform to the regulations of Section 7.5, 7.6 and 7.7.

(e) **Attached Dwelling Use**

Parking shall be provided for an attached dwelling use in accordance with Table 7.1, however, the calculation may include a tandem parking arrangement to a maximum of 50% of the total spaces required and shall only be calculated where one of the tandem spaces is concealed within, attached to, and/or immediately adjacent to the dwelling unit for which the parking spaces are provided and need not conform to the regulations of Section 7.6(b).

(f) **Provision of Transit Facilities**

Where a Regional Transit Stop is provided on any site, the total required parking for the uses located on the site may be reduced by 1% for every transit route utilizing the stop(s) provided.



7.5 Dimensions of Off-Street Parking Spaces

- (a) An off-street parking area provided in conjunction with any residential land use shall conform to Table 7.2 provided that:
 - (i) up to 35% of the total required off-street parking spaces may be designed for small cars by reducing the depth of stall for 90 degree parking from 5.5 m (18.0 ft) to 4.5 m (14.7 ft).
 - (ii) small car spaces are clearly designated for that use.
- (b) An off-street parking area provided for any non-residential land use shall conform to Table 7.3 provided that:
 - (i) up to 30% of the total required off-street parking spaced may be designed for small cars, by reducing the depth of stall for 90 degree parking from 5.5 m (18.0 ft) to 4.5 m (14.7 ft).
 - (ii) small car spaces are clearly designated for that use.
- (c) Notwithstanding the provisions of Tables 7.1 or 7.2 or Section 7.4 (b)(ii), where any parking space abuts any portion of a fence or structure the minimum stall width shall be increased by 30 cm (1 ft) for that stall only.

7.6 Location and Siting of Off-Street Parking Areas

- (a) Required off-street parking spaces and manoeuvring aisles as required under Sections 7.5 (a) and 7.5 (b) shall be provided on the same lot as the use for which they are required.
- (b) Any area of a lot used for off-street parking shall be constructed so as to permit unobstructed access to and egress from each space at all times and shall be developed to ensure that adequate provision is made for access by vehicles to off-street parking spaces located in parking areas by means of unobstructed manoeuvring aisles as described in Tables 7.2 and 7.3.
- (c) Any area of a lot used for off-street parking shall not be located within 1 m (3.3 ft) of a lot line common to the lot and to a street.
- (d) No parking space having direct access from a manoeuvring aisle that also serves as a means of access and egress to a lot zoned C-2, C-3, C-5, C-6, C-6DE or C-7 shall be located within 5.5 m (18.0 ft) of the lot line common to the lot and to a street as measured along the centre line of the access/egress driveway.

7.7 Design of Off-Street Parking Areas

- (a) All parking areas shall have vehicle stops or curbs not less than 90 cm (3.0 ft) from the end of each parking space except this requirement shall not apply to a parking space which shares a common front boundary with another parking space or has a parking angle of 0 degrees.
- (b) Each parking space and manoeuvring aisle in all parking areas shall be surfaced with asphalt, pavers, bricks, concrete, or other similar dust-free materials, but shall not be surfaced with sand, gravel, dirt, or any other unconsolidated substances.

- (c) (i) Permeable paving shall be approved by a professional engineer in the form of a stormwater management plan and approved by the Municipal Engineer to adequately accommodate all surface runoff and subsurface water flows through infiltration into appropriate soils, landscaped areas, conventional storm drain systems, or a combination of the above.
- (c) (ii) Where an approved design of a permeable paving surface directs surface runoff onto landscaped areas, the requirement for continuous non-mountable concrete curb and gutter in Sections 6.4, 6.5 and 6.7 shall not apply.
- (d) Each parking area shall be designed and constructed in accordance with accepted engineering practices and designed to ensure that no drainage traverses a sidewalk.
- (e) The boundaries between each parking space shall be clearly delineated by means of painted lines on the parking surface or by means of vehicle stops.
- (f) The illumination of all outdoor parking areas shall comply with the provisions of the Municipal Outdoor Lighting Standards to Control Light Pollution annexed hereto as Schedule “B” and forming part of this bylaw.

7.8 Provision of Bicycle Parking Bicycle parking facilities for various uses shall be provided in accordance with the specifications of Table 7.4.

TABLE 7.2 - Residential

Parking Angle In Degrees	Minimum Width Of Stall	Minimum Depth Perpendicular to Manoeuvring Aisle	Minimum Width of Stall Parallel to Manoeuvring Aisle	Minimum Width of Manoeuvring Aisle
0	2.4 m (7.9 ft)	2.4 m (7.9 ft)	6.7 m (22.0 ft)	3.7 m (12.1 ft)-one way
30	2.4 m (7.9 ft)	4.8 m (15.7 ft)	4.9 m (16.0 ft)	3.7 m (12.1 ft)-one way
45	2.4 m (7.9 ft)	5.6 m (18.4 ft)	3.4 m (11.1 ft)	3.7 m (12.1 ft)-one way
60	2.4 m (7.9 ft)	6.0 m (19.7 ft)	2.8 m (9.2 ft)	6.4 m (21.0 ft)-two way
90	2.4 m (7.9 ft)	5.5 m (18.0 ft)	2.4 m (7.9 ft)	7.9 m (25.9 ft)-two way*
90	2.6 m (8.5 ft)	5.5 m (18.0 ft)	2.6 m (8.5 ft)	7.6 m (24.9 ft)-two way*
90	2.75 m (9.0 ft)	5.5 m (18.0 ft)	2.75 m (9.0 ft)	7.3 m (24.0 ft)-two way*

* The minimum width for a manoeuvring aisle accessing only one bank of parking shall be 6.75 m (22.1 ft)

TABLE 7.3 - Non-Residential

Parking Angle In Degrees	Minimum Width Of Stall	Minimum Depth Perpendicular to Manoeuvring Aisle	Minimum Width of Stall Parallel to Manoeuvring Aisle	Minimum Width of Manoeuvring Aisle
0	2.6m (8.5 ft)	2.6m (8.5 ft)	7.0m (23.0)	3.7m (12.1 ft)-One Way
30	2.6m (8.5 ft)	5.0m (16.4 ft)	5.2m (17.0 ft)	3.7m (12.1 ft)-One Way
45	2.6m (8.5 ft)	5.7m (18.7 ft)	3.7m (12.1 ft)	3.7m (12.1 ft)-One Way
60	2.6m (8.5 ft)	6.0m (19.7 ft)	3.0m (9.8 ft)	6.1m (20.0 ft)-Two Way
90	2.6m (8.5 ft)	5.5m (18.0 ft)	2.6m (8.5 ft)	7.6m (24.9 ft)-Two Way*

*The minimum width for a manoeuvring aisle accessing only one bank of parking shall be 6.75 m (22.1 ft)

TABLE 7.4		
USE	BICYCLE SPACES REQUIRED (MINIMUM OF 6)	TYPE AND NO. OF BICYCLE PARKING
RESIDENTIAL		
SINGLE FAMILY/TWO FAMILY	N/A	N/A
<ul style="list-style-type: none"> • Apartment/Townhouse 	<ul style="list-style-type: none"> • One per unit plus six space rack at each entrance of an apartment 	Class I - 100% Class II - six space rack
<ul style="list-style-type: none"> • Buildings containing three or more dwelling units for senior citizen housing and approved by the BC Housing Management Commission under the non-profit housing program/congregate housing 	<ul style="list-style-type: none"> • One per 15 dwelling units 	Class I - 70% Class II - 30%
COMMERCIAL		
<ul style="list-style-type: none"> • Hotel/Motel 	<ul style="list-style-type: none"> • One per 15 rooms • In addition, when hotel/motel is larger than 75 rooms, a six space visitor rack shall be provided 	Class I - 60% Class II - 40%
<ul style="list-style-type: none"> • Office (all) retail sales of goods and services, restaurants research establishments, laboratories 	<ul style="list-style-type: none"> • One per 250 m² GFA for the first 5000 m² and one per 500 m² GFA for any additional area 	Class I - 50% Class II - 50%
<ul style="list-style-type: none"> • Shopping Centre 	<ul style="list-style-type: none"> • One per 250 m² of gross leasable area for the first 5000 m² and one per 500 m² of gross leasable for any additional area 	Class I - 30% Class II - 70%
INDUSTRIAL (ALL)	<ul style="list-style-type: none"> • One per 950 m² GFA 	Class I - 80% Class II - 20%
INSTITUTIONAL		
<ul style="list-style-type: none"> • Hospitals 	<ul style="list-style-type: none"> • One per 500 m² GFA plus six space rack at each entrance 	Class I - 75% Class II - 25%
<ul style="list-style-type: none"> • Schools 	<ul style="list-style-type: none"> • All levels: One per 10 employees 	Class I employees Class II students
<ul style="list-style-type: none"> • Elementary 	<ul style="list-style-type: none"> • One per 10 students 	
<ul style="list-style-type: none"> • Junior Secondary (Middle) 	<ul style="list-style-type: none"> • One per eight students 	
<ul style="list-style-type: none"> • Senior Secondary 	<ul style="list-style-type: none"> • One per eight students 	
<ul style="list-style-type: none"> • College 	<ul style="list-style-type: none"> • One per five students 	
<ul style="list-style-type: none"> • University 	<ul style="list-style-type: none"> • One per five students (full-time, max attendance) 	
<ul style="list-style-type: none"> • Churches 	<ul style="list-style-type: none"> • One per 50 fixed seats 	Class II - 100%
<ul style="list-style-type: none"> • Library/Museum/Art Gallery 	<ul style="list-style-type: none"> • One per 100 m² GFA 	Class I - 20% Class II - 80%

USE	BICYCLE SPACES REQUIRED (MINIMUM OF 6)	TYPE AND NO. OF BICYCLE PARKING
• Personal Care/Nursing Home/Group Home	• One per 15 dwelling units	Class I - 75% Class II - 25%
• Correctional Institutions	• One per 50 beds	Class I - 70% Class II - 30%
CULTURAL & RECREATIONAL		
• Community Care	• One per 80 m ² of GFA	Class I - 20% Class II - 80%
• Stadium, Arena, Pool, Exhibition Hall, similar places with spectator facilities	• One per 100 m ² of surface area	Class I - 20% Class II - 80%
• Gymnasium, Health Spa	• One per 80 m ² of surface area	Class I - 20% Class II - 80%
• Bowling Alley, Curling Rink	• One per 2 alleys or sheets	Class I - 20% Class II - 80%

8.1 Provision and Maintenance of Off-Street Loading Areas

- (a) Whenever a use of land, buildings, or structures occurs in any zone pursuant to any provision in this bylaw and reference is specifically made to this section, off-street loading spaces required by this section shall be continuously provided and maintained.
- (b) All required loading spaces shall be completed prior to the issuance of an occupancy permit.

8.2 Buildings Non-Conforming as to Off-Street Loading

Any building or structure which conforms to the uses permitted in a zone but does not conform to loading regulations shall not be reconstructed, moved, or extended until the loading spaces are provided in accordance with this bylaw.

8.3 Number of Off-Street Loading Spaces

The minimum number of off-street loading spaces required for any use shall be calculated in accordance with Table 8.1.

8.4 Location, Siting, and Design of Loading Areas

All required off-street loading areas shall:

- (a) provide spaces having dimensions of not less than 3 m (9.8 ft) in width, 14.5 m (47.5 ft) in length, and a minimum 4.25 m (13.9 ft) of clearance between the surface of the loading space and any structure above;
- (b) have unobstructed vehicular access and egress from a street;
- (c) be graded and drained in accordance with accepted engineering standards to ensure that no drainage traverses a sidewalk; and
- (d) be clearly designated as loading areas.

B. 9081 2010 

TABLE 8.1

In a C-1NC, C-2, C-2S, C-2LRS, C-3, C-3B, C-3L, C-3LRS, C-4, C-4B, C-4BR, C-4C, C-4D, C-4RT, C-5, C-5LRS, C-6, C-6DE, C-11LRS, C-14 or MFC-CH zone, clearly designated unobstructed loading spaces shall be provided as follows:

TOTAL FLOOR AREA	SPACES REQUIRED
0 – 700 m ² (7,535 ft ²)	0
700 m ² (7,535 ft ²) – 1400 m ² (15,070 ft ²)	1
For each additional 1400 m ² (15,070 ft ²) or portion thereof	1

In a M-1, M-1DW, M-2, M-3, M-4, M-5 or M-7 zone clearly designated unobstructed spaces shall be provided as follows:

TOTAL FLOOR AREA	SPACES REQUIRED
0 – 700 m ² (7,535 ft ²)	1
700 m ² – 2800 m ² (30,139 ft ²)	2
2800 m ² – 4200 m ² (45,209 ft ²)	3
For each additional 2300 m ² (24,758 ft ²) or portion thereof	1

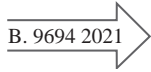
- 9.1** The Council may, by resolution, on application of the owner of the land, issue a development variance permit that may, in respect of the land covered in the permit, vary the provisions of this bylaw except that;
- (a) A development variance permit shall not vary
 - (i) the use or density of land from that specified in the bylaw.
 - (b) The provisions of a development variance permit prevail over any provisions of the bylaw in the event of conflict.

- 10.1** No building permit for any use other than a single-family dwelling, two-family dwelling not subject to a development permit, or building or structure accessory to such uses shall be issued until a site development plan for the development has been approved by the Director of Planning.
- 10.2** A site development plan shall include plans, profiles and elevations of proposed buildings and structures together with landscape plans, parking layouts, and any other information required by the Director of Planning to indicate compliance with all relevant regulations of this bylaw.
- 10.3** The Director of Planning shall approve a site development plan if the development shown on the plan complies with all applicable bylaws and conditions of a development permit or a development variance permit where applicable.
- 10.4** Any construction, development, alteration, or reconstruction shall be carried out only in compliance with an approved site development plan.

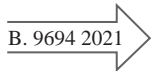
11.1 Administration

Applications for amendment to this bylaw shall be made to the Director of Planning Services on forms available from the Planning Department.

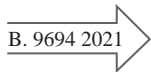
11.2 Enforcement



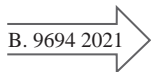
(a) The Manager of Inspection Services and the Manager of Bylaw and Licensing Services shall be responsible for the enforcement of this bylaw and for carrying out inspections regarding the use and occupancy of buildings and structures.



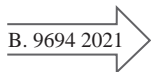
(b) The Manager of Inspection Services and the Manager of Bylaw and Licensing Services and any of their inspectors or enforcement officers or the Chief Constable or a Municipal Constable are hereby authorized at all reasonable times upon any property for the purpose of administering and enforcing this bylaw.



(c) The Manager of Inspection Services and the Manager of Bylaw and Licensing Services may cause a written notice to be delivered to the owner of any property directing him or her to correct any condition which constitutes a violation of this bylaw or ordering him or her to cease any activity not permitted by this bylaw.



(d) Prior to issuing any building permit, the Manager of Inspection Services shall ensure that the requirements of the Zoning Bylaw have been met for a single-family dwelling use, a two-family dwelling use not subject to a development permit, or any use accessory to these, or that an approved site development plan approved by the Director of Planning Services for all other uses has been received.



(e) No person shall prevent or obstruct or attempt to obstruct the entry onto any property by the Manager of Inspection Services or the Manager of Bylaw and Licensing Services or any of their inspectors or enforcement officers or the Chief Constable or a Municipal Constable authorized to enter upon property by this bylaw.

- 12.1** Every person who contravenes this bylaw by doing any act which it forbids or omitting to do any act which it requires to be done is guilty of an offence and is liable on summary conviction to a fine of not less than \$150.00.
- 12.2** A separate offence shall be deemed to be committed on each day on which an infraction occurs or continues.
- 12.3** The penalties imposed under this subsection shall be in addition to and not in substitution for any other penalty or remedy imposed by this bylaw.

Bylaw Number 6120 being “Zoning Bylaw, 1988” and all amending Bylaws thereto, are hereby repealed except insofar as they repeal any other bylaw.

This Bylaw shall come into force and take effect upon the adoption thereof.

Read a first time this 25th day of August, 2003.

Public Hearing held at the Municipal Hall on the 26th day of August, 2003.

Read a second time this 26th day of August, 2003.

Read a third time this 26th day of August, 2003.

Approved under Part 6 of the Highway Act on the 4th day of September, 2003.

Adopted by Council, signed by the Mayor and Clerk and sealed with the Seal of The Corporation on the 8th day of September, 2003.

“C. MacPHEE”

Clerk of the Corporation of the
District of Saanich

“F. LEONARD”

Mayor



Zone *Schedules*



This page intentionally left blank.

A **Zones**



This page intentionally left blank.

101.1 Uses Permitted

Uses Permitted:

- (a) Agriculture
- (b) Single Family Dwelling
- (c) Boarding
- (d) Home Occupation
- (e) Accessory Produce Sales
- (f) Accessory Buildings & Structures

101.2 Boarding

Boarding:


There shall be not more than two boarders in a dwelling unit.



101.3 Lot Coverage

Lot Coverage:

For a lot having an area less than 2000 m² (.49 ac), the maximum Lot Coverage of all buildings and structures shall be 40% of the lot area.




101.4 Buildings and Structures for Agriculture

Buildings and Structures for Agriculture:

(a) Buildings and structures for an agricultural use, other than for keeping animals shall be sited not less than:

- (i) 7.5 m (24.6 ft) from a front, a rear, and an exterior side lot line.
- (ii) 3.0 m (9.8 ft) from an interior side lot line.
- (iii) 3.0 m (9.8 ft) from all buildings used for residential purposes.

(b) Buildings and structures for agriculture that are used or proposed to be used for keeping animals shall comply with the siting provisions set out in table 5.2 under s.5.31 of this Bylaw.



101.5 Buildings and Structures for Single Family Dwelling

Buildings and Structures for Single Family Dwelling:

(a) Shall be sited not less than:

- (i) 7.5 m (24.6 ft) from a front and a rear lot line.
- (ii) 3.0 m (9.8 ft) from an interior side lot line.
- (iii) 3.5 m (11.5 ft) from an exterior side lot line.

(b) (i) Shall not exceed a height of: 7.5 m (24.6 ft), as measured from Grade; for those buildings and structures having or incorporating flat roofs or roofs with a pitch less than 3:12, the maximum height of these roofs shall not exceed 6.5 m (21.3 ft) as measured from grade;

(ii) No vertical portion of the dwelling, within 5.0 m (16.4 ft) of a vertical plane extending from the outermost wall, may exceed 7.5 m (24.6 ft) in height, or 6.5 m (21.3 ft) in the case of a flat roof or roof pitch less than 3:12. For the purpose of this regulation, grade will be the average elevation as measured at the outside corners of the outermost wall.

(c) Shall not exceed a Floor Space Ratio (R) of 0.45.

101.6 Buildings and Structures for Accessory Produce Sales

Buildings and Structures for Accessory Produce Sales:

- (a) Shall be sited not less than:
 - (i) 7.5 m (24.6 ft) from a front, a rear, and an exterior side lot line.
 - (ii) 3.0 m (9.8 ft) from an interior side lot line.
- (b) Shall not exceed a total floor area of 12.0 m² (129 ft²).
- (c) Shall be limited to one per lot.

101.7 Accessory Buildings and Structures for Use Other than Agriculture

Accessory Buildings and Structures for Use Other than Agriculture:

- (a) Shall be sited not less than:
 - (i) 7.5 m (24.6 ft) from a front, a rear, and an exterior side lot line.
 - (ii) 3.0 m (9.8 ft) from an interior side lot line.
- (b) Shall not exceed a height of 3.75 m (12.3 ft)

101.8 Minimum Lot Size

Minimum Lot Size:

No land shall be subdivided into lots having a width or an area less than:

- (a) Standard Lot
 - width 60 m (196 ft)
 - area 2 ha (4.9 ac)
- (b) Panhandle Lot
 - not permitted
- (c) Homesite Severance Subdivision approved by the Agricultural Land Commission
 - area 2500 m² (26910.7 ft²).

101.9 General

General:

The relevant provisions of Sections 5, 6, and 7 of the bylaw shall apply.

103.1 Uses Permitted

Uses Permitted:

- (a) Agriculture
- (b) Demonstration Farm
- (c) Single Family Dwelling
- (d) Boarding
- (e) Home Occupation
- (f) Accessory Produce Sales
- (g) Accessory Buildings & Structures

103.2 Boarding

Boarding:

There shall not be more than two boarders in a dwelling unit.

103.3 Lot Coverage


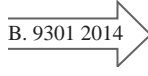
Lot Coverage:

For a lot having an area less than 2000 m² (.49 ac), the maximum Lot Coverage of all buildings and structures shall be 40% of the lot area.

103.4 Buildings and Structures for Agriculture

Buildings and Structures for Agriculture:

- (a) Buildings and structures for an agricultural use, other than for keeping animals shall be sited not less than:
 - (i) 7.5 m (24.6 ft) from a front, a rear, and an exterior side lot line.
 - (ii) 3.0 m (9.8 ft) from an interior side lot line.
 - (iii) 3.0 m (9.8 ft) from all buildings used for residential purposes.
- (b) Buildings and structures for agriculture that are used or proposed to be used for keeping animals shall comply with the siting provisions set out in table 5.2 under s.5.31 of this Bylaw.



103.5 Buildings and Structures for Single Family Dwelling

Buildings and Structures for Single Family Dwelling:

- (a) Shall be sited not less than:
 - (i) 7.5 m (24.6 ft) from a front and a rear lot line.
 - (ii) 3.0 m (9.8 ft) from an interior side lot line.
 - (iii) 3.5 m (11.5 ft) from an exterior side lot line.
- (b) (i) Shall not exceed a height of: 7.5 m (24.6 ft), as measured from Grade; for those buildings and structures having or incorporating flat roofs or roofs with a pitch less than 3:12, the maximum height of these roofs shall not exceed 6.5 m (21.3 ft) as measured from grade;
 - (ii) No vertical portion of the dwelling, within 5.0 m (16.4 ft) of a vertical plane extending from the outermost wall, may exceed 7.5 m (24.6 ft) in height, or 6.5 m (21.3 ft) in the case of a flat roof or roof pitch less than 3:12. For the purpose of this regulation, grade will be the average elevation as measured at the outside corners of the outermost wall.
- (c) Shall not exceed a Floor Space Ratio (R) of 0.45.

103.6 Buildings and Structures for Accessory Produce Sales

Buildings and Structures for Accessory Produce Sales:

- (a) Shall be sited not less than:
 - (i) 7.5 m (24.6 ft) from a front, a rear, and an exterior lot line.
 - (ii) 3.0 m (9.8 ft) from an interior side lot line.
- (b) Shall not exceed a total floor area of 12.0 m² (129 ft²).
- (c) Shall be limited to one per lot.

103.7 Accessory Buildings and Structures for Use other than Agriculture

Accessory Buildings and Structures for Use other than Agriculture:

- (a) Shall be sited not less than:
- (i) 7.5 m (24.6 ft) from a front, rear and exterior side lot line.
 - (ii) 3.0 m (9.8 ft) from an interior side lot line.
- (b) Shall not exceed a height of 3.75 m (12.3 ft).

103.8 Minimum Lot Size

Minimum Lot Size:

No land shall be subdivided into lots having a width or area less than:

- (a) Standard Lot
- width 60 m (196.9 ft)
 - area 2 ha (4.9 ac)
- (b) Panhandle Lot
- not permitted
- (c) Home-site Severance Subdivision approved by the Agricultural Land Commission
- area 2500 m² (26,910.7 ft²).

103.9 General

General:

The relevant provisions of Sections 5, 6 and 7 of the bylaw shall apply.

105.1 Uses Permitted

Uses Permitted:

- (a) Agriculture
- (b) Single Family Dwelling
- (c) Boarding
- (d) Home Occupation
- (e) Animal Pound
- (f) Accessory Produce Sales
- (g) Accessory Buildings & Structures

105.2 Boarding

Boarding:

There shall be not more than two boarders in a dwelling unit.

105.3 Lot Coverage

Lot Coverage:

- (a) For a lot having an area less than 2000 m² (.49 ac), the maximum Lot Coverage of all buildings and structures shall be 40% of the lot area.
- (b) For animal pound use, the maximum Lot Coverage of all buildings, structures and outdoor pens shall be 5% of the lot area.

105.4 Buildings and Structures for Agriculture

Buildings and Structures for Agriculture:

- (a) Buildings and structures for an agricultural use, other than for keeping animals shall be sited not less than:
 - (i) 7.5 m (24.6 ft) from a front, a rear, and an exterior side lot line.
 - (ii) 3.0 m (9.8 ft) from an interior side lot line.
 - (iii) 3.0 m (9.8 ft) from all buildings used for residential purposes.
- (b) Buildings and structures for agriculture that are used or proposed to be used for keeping animals shall comply with the siting provisions set out in table 5.2 under s.5.31 of this Bylaw.

B. 9081 2010

B. 9301 2014

B. 9189 2012

105.5 Buildings and Structures for Single Family Dwelling

Buildings and Structures for Single Family Dwelling:

- (a) Shall be sited not less than:
 - (i) 7.5 m (24.6 ft) from a front and a rear lot line.
 - (ii) 3.0 m (9.8 ft) from an interior side lot line.
 - (iii) 3.5 m (11.5 ft) from an exterior side lot line.
- (b) (i) Shall not exceed a height of: 7.5 m (24.6 ft), as measured from Grade; for those buildings and structures having or incorporating flat roofs or roofs with a pitch less than 3:12, the maximum height of these roofs shall not exceed 6.5 m (21.3 ft) as measured from grade;
 - (ii) No vertical portion of the dwelling, within 5.0 m (16.4 ft) of a vertical plane extending from the outermost wall, may exceed 7.5 m (24.6 ft) in height, or 6.5 m (21.3 ft) in the case of a flat roof or roof pitch less than 3:12. For the purpose of this regulation, grade will be the average elevation as measured at the outside corners of the outermost wall.
- (c) Shall not exceed a Floor Space Ratio (R) of 0.45.

105.6 Buildings and Structures for Accessory Produce Sales

Buildings and Structures for Accessory Produce Sales:

- (a) Shall be sited not less than:
 - (i) 7.5 m (24.6 ft) from a front, a rear, and an exterior side lot line.
 - (ii) 3.0 m (9.8 ft) from an interior side lot line.
- (b) Shall not exceed a total floor area of 12.0 m² (129 ft²).
- (c) Shall be limited to one per lot.

105.7 Accessory Buildings and Structures for Use Other than Agriculture

Accessory Buildings and Structures for Use Other than Agriculture:

- (a) Shall be sited not less than:
- (i) 7.5 m (24.6 ft) from a front, a rear, and an exterior side lot line.
 - (ii) 3.0 m (9.8 ft) from an interior side lot line.
- (b) Shall not exceed a height of 3.75 m (12.3 ft).

105.8 Minimum Lot Size

Minimum Lot Size:

No land shall be subdivided into lots having a width or an area less than:

- (a) Standard Lot
- width 60 m (196.9 ft)
 - area 2 ha (4.9 ac)
- (b) Panhandle Lot
- not permitted
- (c) Homesite Severance Subdivision approved by the Agricultural Land Commission
- area 2500 m² (26910.7 ft²).

105.9 General

General:

The relevant provisions of Sections 5, 6, and 7 of the bylaw shall apply.

107.1 Uses Permitted

Uses Permitted:

- (a) Agriculture
- (b) Single Family Dwelling
- (c) Boarding
- (d) Home Occupation
- (e) Accessory Produce Sales
- (f) Accessory Buildings and Structures
- (g) Unenclosed storage of unoccupied recreation vehicles and boats

107.2 Boarding

Boarding:

There shall be not more than two boarders in a dwelling unit.

107.3 Lot Coverage

Lot Coverage:

- (a) For a lot having an area less than 2000 m² (.49 ac), the maximum Lot Coverage of all buildings and structures shall be 40% of the lot area.
- (b) The maximum Lot Coverage for unenclosed storage of unoccupied Recreational Vehicles and boats shall be 30% of the lot area.

107.4 Buildings and Structures for Agriculture

Buildings and Structures for Agriculture:

- (a) Buildings and structures for an agricultural use, other than for keeping animals shall be sited not less than:
 - (i) 7.5 m (24.6 ft) from a front, a rear, and an exterior side lot line.
 - (ii) 3.0 m (9.8 ft) from an interior side lot line.
 - (iii) 3.0 m (9.8 ft) from all buildings used for residential purposes.
- (b) Buildings and structures for agriculture that are used or proposed to be used for keeping animals shall comply with the siting provisions set out in table 5.2 under s.5.31 of this Bylaw.

107.5 Buildings and Structures for Single Family Dwelling



Buildings and Structures for Single Family Dwelling:

- (a) Shall be sited not less than:
 - (i) 7.5 m (24.6 ft) from a front and a rear lot line.
 - (ii) 3.0 m (9.8 ft) from an interior side lot line.
 - (iii) 3.5 m (11.5 ft) from an exterior side lot line.
- (b) (i) Shall not exceed a height of: 7.5 m (24.6 ft), as measured from Grade; for those buildings and structures having or incorporating flat roofs or roofs with a pitch less than 3:12, the maximum height of these roofs shall not exceed 6.5 m (21.3 ft) as measured from grade;
- (ii) No vertical portion of the dwelling, within 5.0 m (16.4 ft) of a vertical plane extending from the outermost wall, may exceed 7.5 m (24.6 ft) in height, or 6.5 m (21.3 ft) in the case of a flat roof or roof pitch less than 3:12. For the purpose of this regulation, grade will be the average elevation as measured at the outside corners of the outermost wall.
- (c) Shall not exceed a Floor Space Ratio (R) of 0.45.

107.6 Buildings and Structures for Accessory Produce Sales

Buildings and Structures for Accessory Produce Sales:

- (a) Shall be sited not less than:
 - (i) 7.5 m (24.6 ft) from a front, a rear, and an exterior side lot line.
 - (ii) 3.0 m (9.8 ft) from an interior side lot line.
- (b) Shall not exceed a total floor area of 12.0 m² (129 ft²).
- (c) Shall be limited to one per lot.



107.7 Accessory Buildings and Structures for Use Other than Agriculture

Accessory Buildings and Structures for Use Other than Agriculture:

- (a) Shall be sited not less than:
- (i) 7.5 m (24.6 ft) from a front, a rear, and an exterior side lot line.
 - (ii) 3.0 m (9.8 ft) from an interior side lot line.
- (b) Shall not exceed a height of 3.75 m (12.3 ft)

101.8 Minimum Lot Size

Minimum Lot Size:

No land shall be subdivided into lots having a width or an area less than:

- width 60 m (196 ft)
- area 2 ha (4.9 ac)

107.9 General

General:

The relevant provisions of Sections 5, 6, and 7 of the bylaw shall apply.

110.1 Uses Permitted

Uses Permitted:

- (a) Agriculture
- (b) Single Family Dwelling
- (c) Boarding
- (d) Home Occupation
- (e) Accessory Produce Sales
- (f) Accessory Buildings & Structures

110.2 Boarding

Boarding:

There shall be not more than two boarders in a dwelling unit.

110.3 Lot Coverage

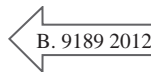


Lot Coverage:

For a lot having an area less than 2000 m² (.49 ac), the maximum Lot Coverage of all buildings and structures shall be 40% of the lot area.

110.4 Buildings and Structures for Agriculture

Buildings and Structures for Agriculture:

- (a) Buildings and structures for an agricultural use, other than for keeping animals shall be sited not less than:
 - (i) 7.5 m (24.6 ft) from a front, a rear, and an exterior side lot line.
 - (ii) 3.0 m (9.8 ft) from an interior side lot line.
 - (iii) 3.0 m (9.8 ft) from all buildings used for residential purposes.
- (b) Buildings and structures for agriculture that are used or proposed to be used for keeping animals shall comply with the siting provisions set out in table 5.2 under s.5.31 of this Bylaw.



110.5 Buildings and Structures for Single Family Dwelling

Buildings and Structures for Single Family Dwelling:

- (a) Shall be sited not less than:
 - (i) 7.5 m (24.6 ft) from a front and a rear lot line.
 - (ii) 3.0 m (9.8 ft) from an interior side lot line.
 - (iii) 3.5 m (11.5 ft) from an exterior side lot line.
 - (iv) 7.5 m (24.6 ft) from another single family dwelling on the same lot.
- (b) (i) Shall not exceed a height of: 7.5 m (24.6 ft), as measured from Grade; for those buildings and structures having or incorporating flat roofs or roofs with a pitch less than 3:12, the maximum height of these roofs shall not exceed 6.5 m (21.3 ft) as measured from grade;
 - (ii) No vertical portion of the dwelling, within 5.0 m (16.4 ft) of a vertical plane extending from the outermost wall, may exceed 7.5 m (24.6 ft) in height, or 6.5 m (21.3 ft) in the case of a flat roof or roof pitch less than 3:12. For the purpose of this regulation, grade will be the average elevation as measured at the outside corners of the outermost wall.
- (c) Shall be limited to two per lot.
- (d) Shall be sited so as to not make impractical the future subdivision of the lot.
- (e) Shall not exceed a Floor Space Ratio (R) of 0.45.

110.6 Buildings and Structures for Accessory Produce Sales

Buildings and Structures for Accessory Produce Sales:

- (a) Shall be sited not less than:
 - (i) 7.5 m (24.6 ft) from a front, a rear, and an exterior side lot line.
 - (ii) 3.0 m (9.8 ft) from an interior side lot line.
- (b) Shall not exceed a total floor area of 12.0 m² (129 ft²).
- (c) Shall be limited to one per lot.

110.7 Accessory Buildings and Structures

Accessory Buildings and Structures:

- (a) Shall be sited not less than:
 - (i) 7.5 m (24.6 ft) from a front, a rear, and an exterior side lot line.
 - (ii) 3.0 m (9.8 ft) from an interior side lot line.
- (b) Shall not exceed a height of 3.75 m (12.3 ft).

110.8 Minimum Lot Size

Minimum Lot Size:

No land shall be subdivided into lots having a width or an area less than:

- (a) Standard Lot
 - width 60 m (196.9 ft)
 - area 4 ha (9.9 ac)
- (b) Panhandle Lot
 - not permitted

110.9 General

General:

The relevant provisions of Sections 5, 6, and 7 of the bylaw shall apply.

115.1 Uses Permitted


Uses Permitted:

- (a) Agriculture
- (b) Single Family Dwelling
- (c) Youth Camp
- (d) Accessory Produce Sales
- (e) Accessory Buildings and Structures



- (ii) No vertical portion of the dwelling, within 5.0 m (16.4 ft) of a vertical plane extending from the outermost wall, may exceed 7.5 m (24.6 ft) in height, or 6.5 m (21.3 ft) in the case of a flat roof or roof pitch less than 3:12. For the purpose of this regulation, grade will be the average elevation as measured at the outside corners of the outermost wall.

115.2 Buildings and Structures for Single Family Dwelling, Agriculture, Youth Camp, Accessory Produce Sales, or Accessory Buildings and Structures



- (b) Shall not exceed a combined Gross Floor Area (R) of 400 m² (4305 ft²) for single family dwelling use and a combined Gross Floor Area of 375 m² (4036 ft²) for buildings and structures for a youth camp use.

Buildings and Structures for Single Family Dwelling, Agriculture, Youth Camp, Accessory Produce Sales, or Accessory Buildings and Structures:

- (a) Buildings and structures for single family dwelling, agriculture other than for keeping animals, youth camp, accessory produce sales, or accessory buildings and structures shall be sited not less than:

- (i) 10.0 (32.6 ft) from a front, an interior, and an exterior side lot line.
- (ii) 125 m (410 ft) from a rear lot line.


- (b) Buildings and structures for agriculture that are used or proposed to be used for keeping animals shall comply with the greater of the siting provisions set out in section 115.2(a) and table 5.2 under s.5.31 of this Bylaw.

- (c) Two single family dwellings shall be permitted per lot.

115.4 Accessory Buildings and Structures and those used for Accessory Produce Sales

Accessory Buildings and Structures and those used for Accessory Produce Sales:

- (a) Shall not exceed a height of 3.75 m (12.3 ft).
- (b) Shall not exceed a Gross Floor Area of 12.0 m² (129 ft²) for an accessory produce sales use and shall be restricted to one per lot.



115.5 Minimum Lot Size

Minimum Lot Size:

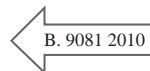
No land shall be subdivided into lots having a width or an area less than:

- (a) Standard Lot
 - width 60 m (196 ft)
 - area 4 ha (9.9 ac)

115.3 Buildings and Structures for a Youth Camp or a Single Family Dwelling

Buildings and Structures for a Youth Camp or a Single Family Dwelling:

- (a) (i) Shall not exceed a height of: 7.5 m (24.6 ft), as measured from Grade; for those buildings and structures having or incorporating flat roofs or roofs with a pitch less than 3:12, the maximum height of these roofs shall not exceed 6.5 m (21.3 ft) as measured from grade;



115.6 General

General:

The relevant provisions of Sections 5, 6, and 7 of this bylaw shall apply.

120.1 Uses Permitted

Uses Permitted:

- (a) Agriculture
- (b) Single Family Dwelling
- (c) Boarding
- (d) Home Occupation
- (e) Accessory Produce Sales
- (f) Farm Market Use
- (g) Accessory Buildings & Structures

120.2 Boarding

Boarding:

There shall be not more than two boarders in a dwelling unit.



120.3 Lot Coverage

Lot Coverage:

For a lot having an area less than 2000 m² (.49 ac), the maximum Lot Coverage of all buildings and structures shall be 40% of the lot area.




120.4 Buildings and Structures for Agriculture

Buildings and Structures for Agriculture:

- (a) Buildings and structures for an agricultural use, other than for keeping animals shall be sited not less than:
 - (i) 7.5 m (24.6 ft) from a front, a rear, and an exterior side lot line.
 - (ii) 3.0 m (9.8 ft) from an interior side lot line.
 - (iii) 3.0 m (9.8 ft) from all buildings used for residential purposes.

- (b) Buildings and structures for agriculture that are used or proposed to be used for keeping animals shall comply with the siting provisions set out in table 5.2 under s.5.31 of this Bylaw.



120.5 Buildings and Structures for Single Family Dwelling

Buildings and Structures for Single Family Dwelling:

- (a) Shall be sited not less than:
 - (i) 7.5 m (24.6 ft) from a front and a rear lot line.
 - (ii) 3.0 m (9.8 ft) from an interior side lot line.
 - (iii) 3.5 m (11.5 ft) from an exterior side lot line.

- (b) (i) Shall not exceed a height of: 7.5 m (24.6 ft), as measured from Grade; for those buildings and structures having or incorporating flat roofs or roofs with a pitch less than 3:12, the maximum height of these roofs shall not exceed 6.5 m (21.3 ft) as measured from grade;
- (ii) No vertical portion of the dwelling, within 5.0 m (16.4 ft) of a vertical plane extending from the outermost wall, may exceed 7.5 m (24.6 ft) in height, or 6.5 m (21.3 ft) in the case of a flat roof or roof pitch less than 3:12. For the purpose of this regulation, grade will be the average elevation as measured at the outside corners of the outermost wall.

- (c) Shall not exceed a Floor Space Ratio of 0.45.

120.6 Buildings and Structures for Farm Market

Buildings and Structures for Farm Market:

- (a) Shall be sited not less than 15.0 m (49.2 ft) from a lot line.
- (b) Shall be limited to one per lot.
- (c) Shall not exceed a Gross Floor Area of 300 m² (3229.3 ft²)

120.7 Buildings and Structures for Accessory Produce Sales

Buildings and Structures for Accessory Produce Sales:

- (a) Shall be sited not less than:
 - (i) 7.5 m (24.6 ft) from a front, a rear, and an exterior side lot line.
 - (ii) 3.0 m (9.8 ft) from an interior side lot line.
- (b) Shall not exceed a total floor area of 12.0 m² (129 ft²).
- (c) Shall be limited to one per lot.

120.8 Accessory Buildings and Structures

Accessory Buildings and Structures:

- (a) Shall be sited not less than:
 - (i) 7.5 m (24.6 ft) from a front, a rear, and an exterior side lot line.
 - (ii) 3.0 m (9.8 ft) from an interior side lot line.
- (b) Shall not exceed a height of 3.75 m (12.3 ft).

120.9 Minimum Lot Size

Minimum Lot Size:

No land shall be subdivided into lots having a width or an area less than;

- (a) Standard Lot
 - width 60 m (196.9 ft)
 - area 2 ha (4.9 ac)
- (b) Panhandle Lot
 - not permitted

120.10 General

General:

The relevant provisions of Sections 5, 6, and 7 of this bylaw shall apply.

125.1 Uses Permitted

Uses Permitted:

- (a) Agriculture
- (b) Single Family Dwelling
- (c) Boarding
- (d) Home Occupation
- (e) Accessory Produce Sales
- (f) Accessory Buildings and Structures

125.2 Prohibited Uses

Prohibited Uses:

All uses not permitted by Section 125.1 and without limiting the generality of the foregoing:

- (a) Logging

125.3 Boarding

Boarding:

There shall be not more than two boarders in a dwelling unit.

125.4 Lot Coverage

Lot Coverage:


For a lot having an area less than 2000 m² (.49 ac), the maximum Lot Coverage of all buildings and structures shall be 40% of the lot area.

125.5 Buildings and Structures for Agriculture

Buildings and Structures for Agriculture:

- (a) Buildings and structures for an agricultural use, other than for keeping animals shall be sited not less than:
 - (i) 7.5 m (24.6 ft) from a front, a rear, and an exterior side lot line.
 - (ii) 3.0 m (9.8 ft) from an interior side lot line.
 - (iii) 3.0 m (9.8 ft) from all buildings used for residential purposes.

- (b) Buildings and structures for agriculture that are used or proposed to be used for keeping animals shall comply with the siting provisions set out in table 5.2 under s.5.31 of this Bylaw.



125.6 Buildings and Structures for Single Family Dwelling

Buildings and Structures for Single Family Dwelling:

- (a) Shall be sited not less than:
 - (i) 7.5 m (24.6 ft) from a front, a rear, and an exterior side lot line.
 - (ii) 3.0 m (9.8 ft) from an interior side lot line.
- (b) (i) Shall not exceed a height of: 7.5 m (24.6 ft), as measured from Grade; for those buildings and structures having or incorporating flat roofs or roofs with a pitch less than 3:12, the maximum height of these roofs shall not exceed 6.5 m (21.3 ft) as measured from grade;
- (ii) No vertical portion of the dwelling, within 5.0 m (16.4 ft) of a vertical plane extending from the outermost wall, may exceed 7.5 m (24.6 ft) in height, or 6.5 m (21.3 ft) in the case of a flat roof or roof pitch less than 3:12. For the purpose of this regulation, grade will be the average elevation as measured at the outside corners of the outermost wall.
- (c) Shall not exceed a Floor Space Ratio of 0.45.

125.7 Buildings and Structures for Accessory Produce Sales

Buildings and Structures for Accessory Produce Sales:

- (a) Shall be sited not less than:
 - (i) 7.5 m (24.6 ft) from a front, a rear, and an exterior side lot line.
 - (ii) 3.0 m (9.8 ft) from an interior side lot line.
- (b) Shall not exceed a total floor area of 12.0 m² (129 ft²).

- (c) Shall be limited to one per lot.



125.8 Accessory Buildings and Structures

Accessory Buildings and Structures:

- (a) Shall be sited not less than:
- (i) 7.5 m (24.6 ft) from a front, a rear, and an exterior side lot line.
 - (ii) 3.0 m (9.8 ft) from an interior side lot line.
- (b) Shall not exceed a height of 3.75 m (12.3 ft).

125.9 Minimum Lot Size

Minimum Lot Size:

No land shall be subdivided into lots having a width or an area less than:

- (a) Standard Lot
- width 60 m (196.9 ft)
 - area 4 ha (9.9 ac)
- (b) Panhandle Lot
- not permitted

125.10 General

General:

The relevant provisions of Sections 5, 6 and 7 of this bylaw shall apply.

130.1 Uses Permitted

Uses Permitted:

- (a) Agriculture
- (b) Single Family Dwelling
- (c) Boarding
- (d) Home Occupation
- (e) Landscape Contractor Business
- (f) Accessory Unenclosed Storage
- (g) Accessory Buildings and Structures

130.2 Prohibited Uses

Prohibited Uses:

The retail sale of products to customers on the lot.

130.3 Boarding

Boarding:

There shall be not more than two boarders in a dwelling unit.

130.4 Lot Coverage

Lot Coverage:



For a lot having an area less than 2000 m² (.49 ac), the maximum Lot Coverage of all buildings and structures together shall be 40% of the lot area.

130.5 Buildings and Structures for Agriculture or Landscape Contractor Business

Buildings and Structures for Agriculture or Landscape Contractor Business:

- (a) Buildings and structures for agriculture other than for keeping animals, or landscape contractor business shall be sited not less than:
 - (i) 7.5 m (24.6 ft) from a front, a rear, and an exterior side lot line.
 - (ii) 3.0 m (9.8 ft) from an interior side lot line.
 - (iii) 3.0 m (9.8 ft) from all buildings used for residential purposes.

- (b) Buildings and structures for agriculture that are used or proposed to be used for keeping animals shall comply with the siting provisions set out in table 5.2 under s.5.31 of this Bylaw.



130.6 Buildings and Structures for Single Family Dwelling

Buildings and Structures for Single Family Dwelling:

- (a) Shall be sited not less than:
 - (i) 7.5 m (24.6 ft) from a front, a rear, and an exterior side lot line.
 - (ii) 3.0 m (9.8 ft) from an interior side lot line.
- (b) (i) Shall not exceed a height of: 7.5 m (24.6 ft), as measured from Grade; for those buildings and structures having or incorporating flat roofs or roofs with a pitch less than 3:12, the maximum height of these roofs shall not exceed 6.5 m (21.3 ft) as measured from grade;
- (ii) No vertical portion of the dwelling, within 5.0 m (16.4 ft) of a vertical plane extending from the outermost wall, may exceed 7.5 m (24.6 ft) in height, or 6.5 m (21.3 ft) in the case of a flat roof or roof pitch less than 3:12. For the purpose of this regulation, grade will be the average elevation as measured at the outside corners of the outermost wall.

- (c) Shall not exceed a Floor Space Ratio of 0.45.

130.7 Accessory Buildings and Structures

Accessory Buildings and Structures:

- (a) Shall be sited not less than:
 - (i) 7.5 m (24.6 ft) from a front, a rear, and an exterior side lot line.
 - (ii) 3.0 m (9.8 ft) from an interior side lot line.
- (b) Shall not exceed a height of 3.75 m (12.3 ft).

130.8 Accessory Unenclosed Storage

Accessory Unenclosed Storage:

- (a) Shall be sited not less than:
- (i) 15.0 m (49.2 ft) from a front and an exterior side lot line.
 - (ii) 30.0 m (98 ft) from all buildings used for residential purposes sited on an adjacent lot.
- (b) An accessory unenclosed storage use involving the storage of soil, bark mulch, rock or other material shall not be stored so as to extend more than 2.0 m (6.6 ft) above finished ground level.

130.9 Minimum Lot Size

Minimum Lot Size:

No land shall be subdivided into lots having a width or an area less than:

- (a) Standard Lot
- width 60 m (196.9 ft)
 - area 2 ha (4.9 ca)
- (b) Panhandle Lot
- not permitted

130.10 General


General:

The relevant provisions of Sections 5, 6 and 7 of this bylaw shall apply.

135.1 Uses Permitted

Uses Permitted:


- (a) Agriculture
- (b) Single Family Dwelling
- (c) Home Occupation excluding Daycare, Child
- (d) Accessory Produce Sales
- (e) Storage of Explosives
- (f) Accessory Buildings and Structures



135.2 Lot Coverage

Lot Coverage:

For a lot having an area less than 2000 m² (.49 ac), the maximum Lot Coverage of all buildings and structures shall be 40% of the lot area.



135.3 Buildings and Structures for Agriculture

Buildings and Structures for Agriculture:

- (a) Buildings and structures for an agricultural use, other than for keeping animals shall be sited not less than:
 - (i) 7.5 m (24.6 ft) from a front, a rear, and an exterior side lot line.
 - (ii) 3.0 m (9.8 ft) from an interior side lot line.
 - (iii) 3.0 m (9.8 ft) from all buildings used for residential purposes.
- (b) Buildings and structures for agriculture that are used or proposed to be used for keeping animals shall comply with the siting provisions set out in table 5.2 under s.5.31 of this Bylaw.



135.4 Buildings and Structures for the Storage of Explosives


Buildings and Structures for the Storage of Explosives:

Shall be sited and developed in accordance with the Canada Explosives Act.

135.5 Buildings and Structures for Single Family Dwelling

Buildings and Structures for Single Family Dwelling:

- (a) Shall be sited not less than:
 - (i) 7.5 m (24.6 ft) from a front, a rear, and an exterior side lot line.
 - (ii) 3.0 m (9.8 ft) from an interior side lot line.
- (b) Shall not exceed a height of: 7.5 m (24.6 ft), as measured from Grade; for those buildings and structures having or incorporating flat roofs or roofs with a pitch less than 3:12, the maximum height of these roofs shall not exceed 6.5 m (21.3 ft) as measured from grade;
 - (ii) No vertical portion of the dwelling, within 5.0 m (16.4 ft) of a vertical plane extending from the outermost wall, may exceed 7.5 m (24.6 ft) in height, or 6.5 m (21.3 ft) in the case of a flat roof or roof pitch less than 3:12. For the purpose of this regulation, grade will be the average elevation as measured at the outside corners of the outermost wall.
- (c) Shall not exceed a Floor Space Ratio of 0.45.



135.6 Buildings and Structures for Accessory Produce Sales

Buildings and Structures for Accessory Produce Sales:

- (a) Shall be sited not less than:
 - (i) 7.5 m (24.6 ft) from a front, a rear, and an exterior side lot line.
 - (ii) 3.0 m (9.8 ft) from an interior side lot line.
- (b) Shall not exceed a total floor area of 12.0 m² (129 ft²).
- (c) Shall be limited to one per lot.

135.7 Accessory Buildings and Structures

Accessory Buildings and Structures:

- (a) Shall be sited not less than:
- (i) 7.5 m (24.6 ft) from a front, a rear, and an exterior side lot line.
 - (ii) 3.0 m (9.8 ft) from an interior side lot line.
- (b) Shall not exceed a height of 7.5 m (24.6 ft).

135.8 Minimum Lot Size

Minimum Lot Size:

No land shall be subdivided into lots having a width or an area less than:

- (a) Standard Lot
- width 60 m (196.9 ft)
 - area 2 ha (4.9 ac)
- (b) Panhandle Lot
- not permitted

135.9 General

General:

The relevant provisions of Sections 5, 6 and 7 of this bylaw shall apply.

140.1 Uses Permitted

Uses Permitted:

- (a) Agriculture
- (b) Single Family Dwelling
- (c) Home Occupation
- (d) Accessory Produce Sales
- (e) Accessory Buildings and Structures



(b) (i) Shall not exceed a height of: 7.5 m (24.6 ft), as measured from Grade; for those buildings and structures having or incorporating flat roofs or roofs with a pitch less than 3:12, the maximum height of these roofs shall not exceed 6.5 m (21.3 ft) as measured from grade;



(ii) No vertical portion of the dwelling, within 5.0 m (16.4 ft) of a vertical plane extending from the outermost wall, may exceed 7.5 m (24.6 ft) in height, or 6.5 m (21.3 ft) in the case of a flat roof or roof pitch less than 3:12. For the purpose of this regulation, grade will be the average elevation as measured at the outside corners of the outermost wall.

140.2 Lot Coverage


Lot Coverage:

For a lot having an area less than 2000 m² (.49 ac), the maximum Lot Coverage of all buildings and structures shall be 40% of the lot area.

140.3 Buildings and Structures for Agriculture

Buildings and Structures for Agriculture:

- (a) Buildings and structures for an agricultural use, other than for keeping animals shall be sited not less than:
 - (i) 7.5 m (24.6 ft) from a front, a rear, and an exterior side lot line.
 - (ii) 3.0 m (9.8 ft) from an interior side lot line.
 - (iii) 3.0 m (9.8 ft) from all buildings used for residential purposes.
- (b) Buildings and structures for agriculture that are used or proposed to be used for keeping animals shall comply with the siting provisions set out in table 5.2 under s.5.31 of this Bylaw.



(c) Shall not exceed a Floor Space Ratio of 0.45.

140.5 Accessory Buildings and Structures for Use Other than Agriculture

Accessory Buildings and Structures for Use Other than Agriculture:

- (a) Shall be sited not less than:
 - (i) 7.5 m (24.6 ft) from a front, a rear, and an exterior side lot line.
 - (ii) 3.0 m (9.8 ft) from an interior side lot line.
- (b) Shall not exceed a height of 3.75 m (12.3 ft).

140.4 Buildings and Structures for Single Family Dwelling

Buildings and Structures for Single Family Dwelling:

- (a) Shall be sited not less than:
 - (i) 7.5 m (24.6 ft) from a front and a rear lot line.
 - (ii) 3.0 m (9.8 ft) from an interior side lot line.
 - (iii) 3.5 m (11.5 ft) from an exterior side lot line.

140.6 Minimum Lot Size

Minimum Lot Size:

No land shall be subdivided into lots having a width or an area less than:

- (a) Standard Lot
 - width 60 m (196.9 ft)
 - area 4 ha (9.9 ac)
- (b) Panhandle Lot
 - not permitted.

140.7 General

General:

The relevant provisions of Sections 5, 6 and 7 of this bylaw shall apply.

* Refer to Subdivision Bylaw Section 5.0 for special subdivision provision for A-7 zoned parcels.

This page intentionally left blank.

RS *Zones*



This page intentionally left blank.

201.1 Uses Permitted

Uses Permitted:

- (a) Single Family Dwelling
- (b) Home Occupation
- (c) Accessory Buildings and Structures

201.2 Lot Coverage

Lot Coverage:

The maximum Lot Coverage (R) of all buildings shall be 40% of the lot area.

201.3 Buildings for Single Family Dwelling

Buildings for Single Family Dwelling:

- (a) Shall be sited not less than:
 - (i) 6.0 m (19.7 ft) from a front lot line and 7.5 m (24.6 ft) from a rear lot line provided the combined front and rear setbacks are not less than 15.0 m (49.2 ft).
 - (ii) 1.5 m (4.9 ft) from an interior side lot line, provided the sum of both sideyards is not less than 4.5 m (14.8 ft).
 - (iii) 3.5 m (11.5 ft) from an exterior side lot line.
- (b) (i) Shall not exceed a height of 6.5 m (21.0 ft), as measured from grade.
- (ii) No vertical portion of the dwelling, within 5.0m (16.4 ft) of a vertical plane extending from the outermost wall, may exceed 6.5 m (21.3 ft) in height. For the purpose of this regulation, grade will be the average elevation as measured at the outside corners of the outermost wall.
- (c) Shall not exceed a Floor Space Ratio (R) of 0.50 or a Gross Floor Area (R) of 215 m² (2314 ft²), whichever is the lesser provided, however, that not more than 80% of the allowable floor space shall be located in non-basement areas. For purposes of this section those portions of the floor area of a carport or garage exceeding 50 m² (538 ft²) shall be included in the Gross Floor Area (R).

201.4 Minimum Lot Size

Minimum Lot Size:

No land shall be subdivided into lots having a width or an area less than:

- (a) Standard Lot
 - width 12 m (39.4 ft)
 - area 400 m²
- (b) Panhandle Lot
 - not permitted

201.5 General

General:

The relevant provisions of Sections 5, 6 and 7 of this bylaw shall apply.

205.1 Uses Permitted

Uses Permitted:

- (a) Single Family Dwelling
- (b) Boarding
- (c) Home Occupation
- (d) Accessory Buildings and Structures

205.2 Boarding

Boarding:

There shall be not more than two boarders in a dwelling unit.

205.3 Lot Coverage

Lot Coverage:

The maximum Lot Coverage (R) of all buildings shall be 40% of the lot area.

205.4 Buildings and Structures for Single Family Dwelling

Buildings and Structures for Single Family Dwelling:

- (a) Shall be sited not less than:
 - (i) 6.0 m (19.7 ft) from a front lot line and 7.5 m (24.6 ft) from a rear lot line provided the combined front and rear setbacks are not less than 15.0 m (49.2 ft).
 - (ii) 1.5 m (4.9 ft) from an interior side lot line, provided the sum of both sideyards is not less than 4.5 m (14.8 ft).
 - (iii) 3.5 m (11.5 ft) from an exterior side lot line.
- (b) (i) Shall not exceed a height of: 7.5 m (24.6 ft), as measured from Grade; for those buildings and structures having or incorporating flat roofs or roofs with a pitch less than 3:12, the maximum height of these roofs shall not exceed 6.5 m (21.3 ft) as measured from grade;

- (ii) No vertical portion of the dwelling, within 5.0 m (16.4 ft) of a vertical plane extending from the outermost wall, may exceed 7.5 m (24.6 ft) in height, or 6.5 m (21.3 ft) in the case of a flat roof or roof pitch less than 3:12. For the purpose of this regulation, grade will be the average elevation as measured at the outside corners of the outermost wall.

- (c) Shall not exceed a Floor Space Ratio (R) of 0.50 or a Gross Floor Area (R) of 261 m² (2809 ft²), whichever is the lesser provided, however, that not more than 80% of the allowable floor space shall be located in non-basement areas. For purposes of this section those portions of the floor area of a carport or garage exceeding 50 m² (538 ft²) shall be included in the Gross Floor Area (R).

205.5 Minimum Lot Size

Minimum Lot Size:

No land shall be subdivided into lots having a width or an area less than:

- (a) Standard Lot
 - width 14 m (45.9 ft)
 - area 460 m² (4952 ft²)
- (b) Panhandle Lot
 - not permitted

205.6 General

General:

The relevant provisions of Sections 5, 6 and 7 of this bylaw shall apply.

210.1 Uses Permitted

Uses Permitted:

- (a) Single Family Dwelling
- (b) Boarding
- (c) Home Occupation
- (d) Accessory Buildings and Structures

210.2 Boarding

Boarding:

There shall be not more than two boarders in a dwelling unit.

210.3 Lot Coverage

Lot Coverage:

The maximum Lot Coverage (R) of all buildings shall be 40% of the lot area.

210.4 Buildings and Structures for Single Family Dwelling

Buildings and Structures for Single Family Dwelling:

- (a) Shall be sited not less than:
 - (i) 6.0 m (19.7 ft) from a front lot line and 7.5 m (24.6 ft) from a rear lot line provided the combined front and rear setbacks are not less than 15.0 m (49.2 ft).
 - (ii) 1.5 m (4.9 ft) from an interior side lot line, provided the sum of both sideyards is not less than 4.5 m (14.8 ft).
 - (iii) 3.5 m (11.5 ft) from an exterior side lot line.
- (b) (i) Shall not exceed a height of: 7.5 m (24.6 ft), as measured from Grade; for those buildings and structures having or incorporating flat roofs or roofs with a pitch less than 3:12, the maximum height of these roofs shall not exceed 6.5 m (21.3 ft) as measured from grade;
- (ii) No vertical portion of the dwelling, within 5.0 m (16.4 ft) of a vertical plane extending from the outermost wall, may exceed 7.5 m (24.6 ft) in height, or 6.5 m (21.3 ft) in the case of a flat roof or roof pitch less than 3:12. For the purpose of this regulation, grade will be the average elevation as measured at the outside corners of the outermost wall.

- (iii) Notwithstanding the above, lots less than 446 m² (4800 ft²) or having a width less than 13.5 m (44.3 ft) shall comply with Section 5.27 of this bylaw.

- (c) Shall not exceed a Floor Space Ratio (R) of 0.50 or a Gross Floor Area (R) of 310 m² (3337 ft²), whichever is the lesser provided, however, that not more than 80% of the allowable floor space shall be located in non-basement areas. For purposes of this section those portions of the floor area of a carport or garage exceeding 50 m² (538 ft²) shall be included in the Gross Floor Area (R).

210.5 Minimum Lot Size

Minimum Lot Size:

No land shall be subdivided into lots having a width or an area less than:

- (a) Standard Lot
 - width 16 m (52.5 ft)
 - area 560 m² (6028 ft²)
- (b) Panhandle Lot
 - width 20 m (65.6 ft)
 - area excluding access strip 835 m² (8988 ft²)

210.6 General

General:

The relevant provisions of Section 5, 6 and 7 of this bylaw shall apply.

215.1 Uses Permitted

Uses Permitted:

- (a) Single Family Dwelling
- (b) Boarding
- (c) Home Occupation
- (d) Accessory Buildings and Structures

215.2 Boarding

Boarding:

There shall be not more than two boarders in a dwelling unit.

215.3 Lot Coverage

Lot Coverage:

The maximum Lot Coverage (R) of all buildings shall be 40% of the lot area.

215.4 Buildings and Structures for Single Family Dwelling

Buildings and Structures for Single Family Dwelling:

- (a) Shall be sited not less than:
 - (i) 6.0 m (19.7 ft) from a front lot line and 7.5 m (24.6 ft) from a rear lot line provided the combined front and rear setbacks are not less than 15.0 m (49.2 ft).
 - (ii) 1.5 m (4.9 ft) from an interior side lot line, provided the sum of both sideyards is not less than 4.5 m (14.8 ft).
 - (iii) 3.5 m (11.5 ft) from an exterior side lot line.
- (b) (i) Shall not exceed a height of 5.0 m (16.4 ft), as measured from grade.
- (ii) No vertical portion of the dwelling, within 5.0 m (16.4 ft) of a vertical plane extending from the outermost wall, may exceed 5.0 m (16.4 ft) in height. For the purpose of this regulation, grade will be the average elevation as measured at the outside corners of the outermost wall.

- (c) Shall not exceed a Floor Space Ratio (R) of 0.50 or a Gross Floor Area (R) of 310 m² (3337 ft²), whichever is the lesser provided, however, that not more than 80% of the allowable floor space shall be located in non-basement areas. For purposes of this section those portions of the floor area of a carport or garage exceeding 50 m² (538 ft²) shall be included in the Gross Floor Area (R).

215.5 Minimum Lot Size

Minimum Lot Size:

No land shall be subdivided into lots having a width or an area less than:

- (a) Standard Lot
 - width 16 m (52.5 ft)
 - area 560 m² (6028 ft²)
- (b) Panhandle Lot
 - width 20 m (65.6 ft)
 - area excluding access strip 835 m² (8988 ft²)

215.6 General

General:

The relevant provisions of Sections 5, 6 and 7 of this bylaw shall apply.

220.1 Uses Permitted

Uses Permitted:

- (a) Single Family Dwelling
- (b) Boarding
- (c) Home Occupation
- (d) Accessory Buildings and Structures

220.2 Boarding

Boarding:

There shall be not more than two boarders in a dwelling unit.

220.3 Lot Coverage

Lot Coverage:

The maximum Lot Coverage (R) of all buildings shall be 35% of the lot area.

220.4 Buildings and Structures for a Single Family Dwelling

Buildings and Structures for a Single Family Dwelling:

- (a) Shall be sited not less than:
 - (i) 6.0 m (19.7 ft) from a front lot line and 7.5 m (24.6 ft) from a rear lot line provided the combined front and rear setbacks are not less than 15.0 m (49.2 ft).
 - (ii) 1.5 m (4.9 ft) from an interior side lot line, provided the sum of both sideyards is not less than 4.5 m (14.8 ft).
 - (iii) 3.5 m (11.5 ft) from an exterior side lot line.
- (b) (i) Shall not exceed a height of: 7.5 m (24.6 ft), as measured from Grade; for those buildings and structures having or incorporating flat roofs or roofs with a pitch less than 3:12, the maximum height of these roofs shall not exceed 6.5 m (21.3 ft) as measured from grade;
- (ii) No vertical portion of the dwelling, within 5.0 m (16.4 ft) of a vertical plane extending from the outermost wall, may exceed 7.5 m (24.6 ft) in height, or 6.5 m (21.3 ft) in the case of a flat roof or roof pitch less than 3:12. For the purpose of this regulation, grade will be the average elevation as measured at the outside corners of the outermost wall.

- (iii) Notwithstanding the above, lots less than 446 m² (4800 ft²) or having a width less than 13.5 m (44.3 ft) shall comply with Section 5.27 of this bylaw.

- (c) Shall not exceed a Floor Space Ratio (R) of 0.50 or a Gross Floor Area (R) of 364 m² (3918 ft²), whichever is the lesser provided, however, that not more than 80% of the allowable floor space shall be located in non-basement areas. For purposes of this section those portions of the floor area of a carport or garage exceeding 50 m² (538 ft²) shall be included in the Gross Floor Area (R).

220.5 Minimum Lot Size

Minimum Lot Size:

No land shall be subdivided into lots having a width or an area less than:

- (a) Standard Lot
 - width 18 m (59.1 ft)
 - area 665 m² (7158 ft²)
- (b) Panhandle Lot
 - width 23 m (75.5 ft)
 - area excluding access strip 930 m² (10010 ft²)

220.6 General

General:

The relevant provisions of Sections 5, 6 and 7 of this bylaw shall apply.

225.1 Uses Permitted

Uses Permitted:

- (a) Single Family Dwelling
- (b) Boarding
- (c) Home Occupation
- (d) Accessory Buildings and Structures

225.2 Boarding

Boarding:

There shall be not more than two boarders in a dwelling unit.

225.3 Lot Coverage

Lot Coverage:

The maximum Lot Coverage (R) of all buildings shall be 35% of the lot area.

225.4 Buildings and Structures for a Single Family Dwelling

Buildings and Structures for a Single Family Dwelling:

- (a) Shall be sited not less than:
 - (i) 6.0 m (19.7 ft) from a front lot line and 7.5 m (24.6 ft) from a rear lot line provided the combined front and rear setbacks are not less than 15.0 m (49.2 ft).
 - (ii) 1.5 m (4.9 ft) from an interior side lot line, provided the sum of both sideyards is not less than 4.5 m (14.8 ft).
 - (iii) 3.5 m (11.5 ft) from an exterior side lot line.
- (b) (i) Shall not exceed a height of 5.0 m (16.4 ft), as measured from grade.
- (ii) No vertical portion of the dwelling, within 5.0 m (16.4 ft) of a vertical plane extending from the outermost wall, may exceed 5.0 m (16.4 ft) in height. For the purpose of this regulation, grade will be the average elevation as measured at the outside corners of the outermost wall.

- (c) Shall not exceed a Floor Space Ratio (R) of 0.50 or a Gross Floor Area (R) of 364 m² (3918 ft²), whichever is the lesser provided, however, that not more than 80% of the allowable floor space shall be located in non-basement areas. For purposes of this section those portions of the floor area of a carport or garage exceeding 50 m² (538 ft²) shall be included in the Gross Floor Area (R).

225.5 Minimum Lot Size

Minimum Lot Size:

No land shall be subdivided into lots having a width or an area less than:

- (a) Standard Lot
 - width 18 m (59.1 ft)
 - area 665 m² (7158 ft²)
- (b) Panhandle Lot
 - width 23 m (75.5 ft)
 - area excluding access strip 930 m² (10010 ft²)

225.6 General

General:

The relevant provisions of Sections 5, 6 and 7 of this bylaw shall apply.

230.1 Uses Permitted

Uses Permitted:

- (a) Single Family Dwelling
- (b) Boarding
- (c) Home Occupation
- (d) Accessory Buildings and Structures

230.2 Boarding

Boarding:

There shall be not more than two boarders in a dwelling unit.

230.3 Lot Coverage

Lot Coverage:

The maximum Lot Coverage (R) of all buildings shall be 40% of the lot area.

230.4 Buildings and Structures for Single Family Dwelling

Buildings and Structures for Single Family Dwelling:

- (a) Shall be sited not less than:
 - (i) 7.5 m (24.6 ft) from a front lot line and a rear lot line.
 - (ii) 1.5 m (4.9 ft) from an interior side lot line, provided the sum of both sideyards is not less than 4.5 m (14.8 ft).
 - (iii) 3.5 m (11.5 ft) from an exterior side lot line.
- (b) (i) Shall not exceed a height of: 7.5 m (24.6 ft), as measured from Grade; for those buildings and structures having or incorporating flat roofs or roofs with a pitch less than 3:12, the maximum height of these roofs shall not exceed 6.5 m (21.3 ft) as measured from grade;
- (ii) No vertical portion of the dwelling, within 5.0 m (16.4 ft) of a vertical plane extending from the outermost wall, may exceed 7.5 m (24.6 ft) in height, or 6.5 m (21.3 ft) in the case of a flat roof or roof pitch less than 3:12. For the purpose of this regulation, grade will be the average elevation as measured at the outside corners of the outermost wall.

- (iii) Notwithstanding the above, lots less than 446 m² (4800 ft²) or having a width less than 13.5 m (44.3 ft) shall comply with Section 5.27 of this bylaw.

- (c) Shall not exceed a Floor Space Ratio (R) of 0.50 or a Gross Floor Area (R) of 435 m² (4682 ft²), whichever is the lesser provided, however, that not more than 80% of the allowable floor space shall be located in non-basement areas. For purposes of this section those portions of the floor area of a carport or garage exceeding 50 m² (538 ft²) shall be included in the Gross Floor Area (R).

230.5 Minimum Lot Size

Minimum Lot Size:

No land shall be subdivided into lots having a width or an area less than:

- (a) Standard Lot
 - width 20 m (65.6 ft)
 - area 780 m² (8396 ft²)
- (b) Panhandle Lot
 - width 24 m (78.7 ft)
 - area excluding access strip 1020 m² (10980 ft²)

230.6 General

General:

The relevant provisions of Sections 5, 6 and 7 of this bylaw shall apply.

235.1 Uses Permitted

Uses Permitted:

- (a) Single Family Dwelling
- (b) Boarding
- (c) Home Occupation
- (d) Accessory Buildings and Structures

235.2 Boarding

Boarding:

There shall be not more than two boarders in a dwelling unit.

235.3 Lot Coverage

Lot Coverage:

The maximum Lot Coverage (R) of all buildings shall be 40% of the lot area.

235.4 Buildings and Structures for Single Family Dwelling

Buildings and Structures for Single Family Dwelling:

- (a) Shall be sited not less than:
 - (i) 7.5 m (24.6 ft) from a front lot line and a rear lot line.
 - (ii) 1.5 m (4.9 ft) from an interior side lot line, provided the sum of both sideyards is not less than 4.5 m (14.8 ft).
 - (iii) 3.5 m (11.5 ft) from an exterior side lot line.
- (b) (i) Shall not exceed a height of 5.0 m (16.4 ft), as measured from grade.
- (ii) No vertical portion of the dwelling, within 5.0 m (16.4 ft) of a vertical plane extending from the outermost wall, may exceed 5.0 m (16.4 ft) in height. For the purpose of this regulation, grade will be the average elevation as measured at the outside corners of the outermost wall.
- (c) Shall not exceed a Floor Space Ratio (R) of 0.50 or a Gross Floor Area (R) of 435 m² (4682 ft²), whichever is the lesser provided,

however, that not more than 80% of the allowable floor space shall be located in non-basement areas. For purposes of this section those portions of the floor area of a carport or garage exceeding 50 m² (538 ft²) shall be included in the Gross Floor Area (R).

235.5 Minimum Lot Size

Minimum Lot Size:

No land shall be subdivided into lots having a width or an area less than:

- (a) Standard Lot
 - width 20 m (65.6 ft)
 - area 780 m² (8396 ft²)
- (b) Panhandle Lot
 - width 24 m (78.7 ft)
 - area excluding access strip 1020 m² (10980 ft²)

235.6 General

General:

The relevant provisions of Sections 5, 6 and 7 of this bylaw shall apply.

240.1 Uses Permitted

Uses Permitted:

- (a) Single Family Dwelling
- (b) Boarding
- (c) Home Occupation
- (d) Veterinary Clinic
- (e) Accessory Buildings and Structures

240.2 Boarding

Boarding:

There shall be not more than two boarders in a dwelling unit.

240.3 Home Occupation - Veterinary Clinic

Home Occupation - Veterinary Clinic:

Notwithstanding Section 5.5 (b) and (c) of this bylaw, a Home Occupation for a Veterinary Clinic use may also employ a maximum of two non-resident persons and the use may occupy a gross floor area not exceeding 93 m² (1000 ft²).

240.4 Lot Coverage

Lot Coverage:

The maximum Lot Coverage (R) of all buildings shall be 40% of the lot area.

240.5 Buildings and Structures for Single Family Dwelling

Buildings and Structures for Single Family Dwelling:

- (a) Shall be sited not less than:
 - (i) 7.5 m (24.6 ft) from a front lot line and a rear lot line.
 - (ii) 1.5 m (4.9 ft) from an interior side lot line, provided the sum of both sideyards is not less than 4.5 m (14.8 ft).
 - (iii) 3.5 m (11.5 ft) from an exterior side lot line.
- (b) (i) Shall not exceed a height of: 7.5 m (24.6 ft), as measured from Grade; for those buildings and structures having or incorporating flat roofs or roofs with a pitch less than 3:12, the maximum height of these roofs shall not exceed 6.5 m (21.3 ft) as measured from grade;

- (ii) No vertical portion of the dwelling, within 5.0 m (16.4 ft) of a vertical plane extending from the outermost wall, may exceed 7.5 m (24.6 ft) in height, or 6.5 m (21.3 ft) in the case of a flat roof or roof pitch less than 3:12. For the purpose of this regulation, grade will be the average elevation as measured at the outside corners of the outermost wall.
- (iii) Notwithstanding the above, lots less than 446 m² (4800 ft²) or having a width less than 13.5 m (44.3 ft) shall comply with Section 5.27 of this bylaw.

- (c) Shall not exceed a Floor Space Ratio of 0.50 or a Gross Floor Area (R) of 435 m² (4682 ft²), whichever is the lesser provided, however, that not more than 80% of the allowable floor space shall be located in non-basement areas. For purposes of this section those portions of the floor area of a carport or garage exceeding 50 m² (538 ft²) shall be included in the Gross Floor Area (R).

240.6 Minimum Lot Size

Minimum Lot Size:

No land shall be subdivided into lots having a width or an area less than:

- (a) Standard Lot
 - width 20 m (65.5 ft)
 - area 780 m² (8396 ft²)
- (b) Panhandle Lot
 - width 24 m (78.7 ft)

240.7 General

General:

The relevant provisions of Sections 5, 6, and 7 of this bylaw shall apply.

245.1 Uses Permitted

Uses Permitted:

- (a) Single Family Dwelling
- (b) Boarding
- (c) Home Occupation
- (d) Accessory Buildings and Structures

245.2 Boarding

Boarding:

There shall be not more than two boarders in a dwelling unit.

245.3 Lot Coverage

Lot Coverage:

The maximum Lot Coverage (R) of all buildings shall be 40% of the lot area.

245.4 Buildings and Structures for Single Family Dwelling

Buildings and Structures for Single Family Dwelling:

- (a) Shall be sited not less than:
 - (i) 7.5 m (24.6 ft) from a front lot line and a rear lot line.
 - (ii) 1.5 m (4.9 ft) from an interior side lot line, provided the sum of both sideyards is not less than 4.5 m (14.8 ft).
 - (iii) 3.5 m (11.5 ft) from an exterior side lot line.
- (b) (i) Shall not exceed a height of: 7.5 m (24.6 ft), as measured from Grade; for those buildings and structures having or incorporating flat roofs or roofs with a pitch less than 3:12, the maximum height of these roofs shall not exceed 6.5 m (21.3 ft) as measured from grade;
- (ii) No vertical portion of the dwelling, within 5.0 m (16.4 ft) of a vertical plane extending from the outermost wall, may exceed 7.5 m (24.6 ft) in height, or 6.5 m (21.3 ft) in the case of a flat roof or roof pitch less than 3:12. For the purpose of this regulation, grade will be the average elevation as measured at the outside corners of the outermost wall.

- (iii) Notwithstanding the above, lots less than 446 m² (4800 ft²) or having a width less than 13.5 m (44.3 ft) shall comply with Section 5.27 of this bylaw.

- (c) Shall not exceed a Floor Space Ratio (R) of 0.50 or a Gross Floor Area (R) of 975 m² (10495 ft²), whichever is the lesser provided, however, that not more than 65% of the allowable floor space shall be located in non-basement areas. For purposes of this section those portions of the floor area of a carport or garage exceeding 50 m² (538 ft²) shall be included in the Gross Floor Area (R).

245.5 Minimum Lot Size

Minimum Lot Size:

No land shall be subdivided into lots having a width or an area less than:

- (a) Standard Lot
 - width 20 m (65.6 ft)
 - area 780 m² (8396 ft²)
- (b) Panhandle Lot
 - width 24 m (78.7 ft)
 - area excluding access strip 1020 m² (10980 ft²)

245.6 General

General:

The relevant provisions of Sections 5, 6 and 7 of this bylaw shall apply.

250.1 Uses Permitted

Uses Permitted:

- (a) Single Family Dwelling
- (b) Boarding
- (c) Home Occupation
- (d) Accessory Buildings and Structures

250.2 Boarding

Boarding:

There shall be not more than two boarders in a dwelling unit.

250.3 Lot Coverage

Lot Coverage:

The maximum Lot Coverage (R) of all buildings shall be 40% of the lot area.

250.4 Buildings and Structures for Single Family Dwelling

Buildings and Structures for Single Family Dwelling:

- (a) Shall be sited not less than:
 - (i) 7.5 m (24.6 ft) from a front lot line.
 - (ii) 10.5 m (34.5 ft) from a rear lot line.
 - (iii) 1.5 m (4.9 ft) from an interior side lot line, provided the sum of both sideyards is not less than 4.5 m (14.8 ft).
 - (iv) 3.5 m (11.5 ft) from an exterior side lot line.
- (b) (i) Shall not exceed a height of: 7.5 m (24.6 ft), as measured from Grade; for those buildings and structures having or incorporating flat roofs or roofs with a pitch less than 3:12, the maximum height of these roofs shall not exceed 6.5 m (21.3 ft) as measured from grade;
- (ii) No vertical portion of the dwelling, within 5.0 m (16.4 ft) of a vertical plane extending from the outermost wall, may exceed 7.5 m (24.6 ft) in height, or 6.5 m (21.3 ft) in the case of a flat roof or roof pitch less than 3:12. For the purpose of this regulation, grade will be the average elevation as measured at the outside corners of the outermost wall.

- (iii) Notwithstanding the above, lots less than 446 m² (4800 ft²) or having a width less than 13.5 m (44.3 ft) shall comply with Section 5.27 of this bylaw.

- (c) Shall not exceed a Floor Space Ratio (R) of 0.50 or a Gross Floor Area (R) of 667 m² (7179 ft²), whichever is the lesser provided, however, that not more than 75% of the allowable floor space shall be located in non-basement areas. For purposes of this section those portions of the floor area of a carport or garage exceeding 50 m² (538 ft²) shall be included in the Gross Floor Area (R).

250.5 Minimum Lot Size

Minimum Lot Size:

No land shall be subdivided into lots having a width or an area less than:

- (a) Standard Lot
 - width 22 m (72.2 ft)
 - area 930 m² (10010 ft²)
- (b) Panhandle Lot
 - width 25 m (82.0 ft)
 - area excluding access strip 1300 m² (13994 ft²)

250.6 General

General:

The relevant provisions of Sections 5, 6 and 7 of this bylaw shall apply.

255.1 Uses Permitted

Uses Permitted:

- (a) Single Family Dwelling
- (b) Boarding
- (c) Home Occupation
- (d) Accessory Buildings and Structures

255.2 Boarding

Boarding:

There shall be not more than two boarders in a dwelling unit.

255.3 Lot Coverage

Lot Coverage:

The maximum Lot Coverage (R) of all buildings shall be 40 % of the lot area.

255.4 Buildings and Structures for Single Family Dwelling

Buildings and Structures for Single Family Dwelling:

- (a) Shall be sited not less than:
 - (i) 7.5 m (24.6 ft) from a front lot line.
 - (ii) 10.5 (34.5 ft) from a rear lot line.
 - (iii) 1.5 m (4.9 ft) from an interior side lot line, provided the sum of both sideyards is not less than 4.5 m (14.8 ft).
 - (iv) 3.5 m (11.5 ft) from an exterior side lot line.
- (b) (i) Shall not exceed a height of 5.0 m (16.4 ft), as measured from grade.
- (ii) No vertical portion of the dwelling, within 5.0 m (16.4 ft) of a vertical plane extending from the outermost wall, may exceed 5.0 m (16.4 ft) in height. For the purpose of this regulation, grade will be the average elevation as measured at the outside corners of the outermost wall.
- (c) Shall not exceed a Floor Space Ratio (R) of 0.50 or a Gross Floor Area (R) of 667 m² (7179 ft²), whichever is the lesser provided,

however, that not more than 75% of the allowable floor space shall be located in non-basement areas. For purposes of this section those portions of the floor area of a carport or garage exceeding 50 m² (538 ft²) shall be included in the Gross Floor Area (R).

255.5 Minimum Lot Size

Minimum Lot Size:

No land shall be subdivided into lots having a width or an area less than:

- (a) Standard Lot
 - width 22 m (72.2 ft)
 - area 930 m² (10010 ft²)
- (b) Panhandle Lot
 - width 25 m (82.0 ft)
 - area excluding access strip 1300 m² (13994 ft²)

255.6 General

General:

The relevant provisions of Sections 5, 6 and 7 of this bylaw shall apply.

260.1 Uses Permitted

Uses Permitted:

- (a) Single Family Dwelling
- (b) Boarding
- (c) Home Occupation
- (d) Accessory Buildings and Structures

260.2 Boarding

Boarding:

There shall be not more than two boarders in a dwelling unit.

260.3 Lot Coverage

Lot Coverage:

The maximum Lot Coverage (R) of all buildings shall be 35 % of the lot area.

260.4 Buildings and Structures for Single Family Dwelling

Buildings and Structures for Single Family Dwelling:

- (a) Shall be sited not less than:
 - (i) 7.5 m (24.6 ft) from a front lot line.
 - (ii) 10.5 m (34.5 ft) from a rear lot line.
 - (iii) 3.5 m (11.5 ft) from an interior side lot line, provided the sum of both sideyards is not less than 35 % of the width of the lot as measured at the front building line.
 - (iv) 3.5 m (11.5 ft) from an exterior side lot line.
- (b) (i) Shall not exceed a height of: 7.5 m (24.6 ft), as measured from Grade; for those buildings and structures having or incorporating flat roofs or roofs with a pitch less than 3:12, the maximum height of these roofs shall not exceed 6.5 m (21.3 ft) as measured from grade;
- (ii) No vertical portion of the dwelling, within 5.0 m (16.4 ft) of a vertical plane extending from the outermost wall, may exceed 7.5 m (24.6 ft) in height, or 6.5 m (21.3 ft) in the case of a flat roof or roof pitch less than 3:12. For the purpose of this regulation, grade will be the average elevation as measured at the outside corners of the outermost wall.

(iii) Notwithstanding the above, lots less than 446 m² (4800 ft²) or having a width less than 13.5 m (44.3 ft) shall comply with Section 5.27 of this bylaw.

(c) Shall not exceed a Floor Space Ratio (R) of 0.50 or a Gross Floor Area (R) of 465 m² (5005 ft²), whichever is the lesser provided, however, that not more than 70 % of the allowable floor space shall be located in non-basement areas. For purposes of this section those portions of the floor area of a carport or garage exceeding 50 m² (538 ft²) shall be included in the Gross Floor Area (R).

260.5 Minimum Lot Size

Minimum Lot Size:

No land shall be subdivided into lots having a width or an area less than:

- (a) Standard Lot
 - width 22 m (72.2 ft)
 - area 930 m² (10010 ft²)
- (b) Panhandle Lot
 - width 25 m (82.0 ft)
 - area excluding access strip 1300 m² (13994 ft²)

260.6 General

General:

The relevant provisions of Sections 5, 6 and 7 of this bylaw shall apply.

265.1 Uses Permitted

Uses Permitted:

- (a) Single Family Dwelling
- (b) Boarding
- (c) Home Occupation
- (d) Accessory Buildings and Structures

265.2 Boarding

Boarding:

There shall be not more than two boarders in a dwelling unit.

265.3 Lot Coverage

Lot Coverage:

The maximum Lot Coverage (R) of all buildings shall be 40% of the lot area.

265.4 Buildings and Structures for Single Family Dwelling

Buildings and Structures for Single Family Dwelling:

- (a) Shall be sited not less than:
 - (i) 7.5 m (24.6 ft) from a front lot line or for lots having an area exceeding 2000 m² (21528 ft²) 15.0 m (49.2 ft) from a front lot line.
 - (ii) 10.5 m (34.5 ft) from a rear lot line.
 - (iii) 1.5 m (4.9 ft) from an interior side lot line, provided the sum of both sideyards is not less than 4.5 m (14.8 ft).
 - (iv) 3.5 m (11.5 ft) from an exterior side lot line.
- (b) (i) Shall not exceed a height of: 7.5 m (24.6 ft), as measured from Grade; for those buildings and structures having or incorporating flat roofs or roofs with a pitch less than 3:12, the maximum height of these roofs shall not exceed 6.5 m (21.3 ft) as measured from grade;
- (ii) No vertical portion of the dwelling, within 5.0 m (16.4 ft) of a vertical plane extending from the outermost wall, may exceed 7.5 m (24.6 ft) in height, or 6.5 m (21.3 ft) in the case of a flat roof or roof pitch less than 3:12. For the purpose of this regulation, grade will be the average elevation as measured at the outside corners of the outermost wall.

- (iii) Notwithstanding the above, lots less than 446 m² (4800 ft²) or having a width less than 13.5 m (44.3 ft) shall comply with Section 5.27 of this bylaw.

- (c) Shall not exceed a Floor Space Ratio (R) of 0.50 or a Gross Floor Area (R) of 667 m² (7179 ft²), whichever is the lesser provided, however, that not more than 75 % of the allowable floor space shall be located in non-basement areas. For purposes of this section those portions of the floor area of a carport or garage exceeding 50 m² (538 ft²) shall be included in the Gross Floor Area (R).

265.5 Minimum Lot Size

Minimum Lot Size:

No land shall be subdivided into lots having a width or an area less than:

- (a) Standard Lot
 - width 25 m (82.0 ft)
 - area 1450 m² (15608 ft²)
- (b) Panhandle Lot
 - width 30 m (98.4 ft)
 - area excluding access strip 1750 m² (18837 ft²)

265.6 General

General:

The relevant provisions of Sections 5, 6 and 7 of this bylaw shall apply.

270.1 Uses Permitted

Uses Permitted:

- (a) Single Family Dwelling
- (b) Boarding
- (c) Home Occupation
- (d) Accessory Buildings and Structures

270.2 Boarding

Boarding:

There shall be not more than two boarders in a dwelling unit.

270.3 Lot Coverage

Lot Coverage:

The maximum Lot Coverage (R) of all buildings shall be 35% of the lot area.

270.4 Buildings and Structures for Single Family Dwelling

Buildings and Structures for Single Family Dwelling:

- (a) Shall be sited not less than:
 - (i) 10.5 m (32.8 ft) from a front lot line.
 - (ii) 15.0 m (49.2 ft) from a rear lot line.
 - (iii) 5.0 m (16.4 ft) from an interior side lot line, provided the sum of both sideyards is not less than 35 % of the width of the lot as measured at the front building line.
 - (iv) 3.5 m (11.5 ft) from an exterior side lot line.
- (b)
 - (i) Shall not exceed a height of 7.0 m (22.9 ft) as measured from grade.
 - (ii) No vertical portion of the dwelling, within 5.0 m (16.4 ft) of a vertical plane extending from the outermost wall, may exceed 7.0 m (22.9 ft). For the purpose of this regulation, grade will be the average elevation as measured at the outside corners of the outermost wall.
 - (iii) Notwithstanding the above, lots less than 446 m² (4800 ft²) or having a width less than 13.5 m (44.3 ft) shall comply with Section 5.27 of this bylaw.

- (c) Shall not exceed a Floor Space Ratio (R) of 0.45 or a Gross Floor Area (R) of 652 m² (7018 ft²), whichever is the lesser provided, however, that not more than 65 % of the allowable floor space shall be located in non-basement areas. For purposes of this section those portions of the floor area of a carport or garage exceeding 50 m² (538 ft²) shall be included in the Gross Floor Area (R).

270.5 Minimum Lot Size

Minimum Lot Size:

No land shall be subdivided into lots having a width or an area less than:

- (a) Standard Lot
 - width 25 m (82.0 ft)
 - area 1450 m² (15608 ft²)
- (b) Panhandle Lot
 - width 30 m (98.4 ft)
 - area excluding access strip 1750 m² (18837 ft²)

270.6 General

General:

The relevant provisions of Sections 5, 6 and 7 of this bylaw shall apply.

275.1 Uses Permitted

Uses Permitted:

- (a) Single Family Dwelling
- (b) Boarding
- (c) Home Occupation
- (d) Accessory Buildings and Structures

275.2 Boarding

Boarding:

There shall be not more than two boarders in a dwelling unit.

275.3 Buildings and Structures for Single Family Dwelling

Buildings for Single Family Dwelling:

- (a) Shall be sited not less than:
 - (i) 7.5 m (24.6 ft) from a front lot line or for lots having an area exceeding 2000 m² (21528 ft²) 15.0 m (49.2 ft) from a front lot line.
 - (ii) 10.5 m (34.5 ft) from a rear lot line.
 - (iii) 1.5 m (4.9 ft) from an interior side lot line, provided the sum of both sideyards is not less than 4.5 m (14.8 ft).
 - (iv) 3.5 m (11.5 ft) from an exterior side lot line.
- (b) (i) Shall not exceed a height of: 7.5 m (24.6 ft), as measured from Grade; for those buildings and structures having or incorporating flat roofs or roofs with a pitch less than 3:12, the maximum height of these roofs shall not exceed 6.5 m (21.3 ft) as measured from grade;
- (ii) No vertical portion of the dwelling, within 5.0 m (16.4 ft) of a vertical plane extending from the outermost wall, may exceed 7.5 m (24.6 ft) in height, or 6.5 m (21.3 ft) in the case of a flat roof or roof pitch less than 3:12. For the purpose of this regulation, grade will be the average elevation as measured at the outside corners of the outermost wall.
- (iii) Notwithstanding the above, lots less than 446 m² (4800 ft²) or having a width less than 13.5 m (44.3 ft) shall comply with Section 5.27 of this bylaw.

- (c) Shall not exceed a Floor Space Ratio (R) of 0.45 or a Gross Floor Area (R) of 900 m² (9687 ft²), whichever is the lesser provided, however, that not more than 70 % of the allowable floor space shall be located in non-basement areas. For purposes of this section those portions of the floor area of a carport or garage exceeding 50 m² (538 ft²) shall be included in the Gross Floor Area (R).

275.4 Minimum Lot Size

Minimum Lot Size:

No land shall be subdivided into lots having a width or an area less than:

- (a) Standard Lot
 - width 30 m (98.4 ft)
 - area 2020 m² (21744 ft²)
- (b) Panhandle Lot
 - width 35 m (114.8 ft)
 - area 2020 m² (21744 ft²)

275.5 General

General:

The relevant provisions of Sections 5, 6 and 7 of this bylaw shall apply.

280.1 Uses Permitted

Uses Permitted:

- (a) Single Family Dwelling
- (b) Boarding
- (c) Home Occupation
- (d) Sports Fields
- (e) Accessory Buildings and Structures

280.2 Boarding

Boarding:

There shall be not more than two boarders in a dwelling unit.

280.3 Buildings and Structures for Single Family Dwelling

Buildings and Structures for Single Family Dwelling:

- (a) Shall be sited not less than:
 - (i) 7.5 m (24.6 ft) from a front lot line or for lots having an area exceeding 2000 m² (21528 ft²) 15.0 m (49.2 ft) from a front lot line.
 - (ii) 10.5 m (34.5 ft) from a rear lot line.
 - (iii) 1.5 m (4.9 ft) from an interior side lot line, provided the sum of both sideyards is not less than 4.5 m (14.8 ft).
 - (iv) 3.5 m (11.5 ft) from an exterior side lot line.
- (b) (i) Shall not exceed a height of 5.0 m (16.4 ft), as measured from grade.
- (ii) No vertical portion of the dwelling, within 5.0 m (16.4 ft) of a vertical plane extending from the outermost wall, may exceed 5.0 m (16.4 ft) in height. For the purpose of this regulation, grade will be the average elevation as measured at the outside corners of the outermost wall.
- (c) Shall not exceed a Floor Space Ratio (R) of 0.45 or a Gross Floor Area (R) of 900 m² (9687 ft²), whichever is the lesser provided, however, that not more than 70 % of the allowable floor space shall be located in non-

basement areas. For purposes of this section those portions of the floor area of a carport or garage exceeding 50 m² (538 ft²) shall be included in the Gross Floor Area (R).

280.4 Minimum Lot Size

Minimum Lot Size:

No land shall be subdivided into lots having a width or an area less than:

- (a) Standard Lot
 - width 30 m (98.4 ft)
 - area 2020 m² (21744 ft²)
- (b) Panhandle Lot
 - width 35 m (114.8 ft)
 - area 2020 m² (21744 ft²)

280.5 General

General:

The relevant provisions of Sections 5, 6 and 7 of this bylaw shall apply.

285.1 Uses Permitted

Uses Permitted:

- (a) Single Family Dwelling
- (b) Boarding
- (c) Home Occupation
- (d) Accessory Buildings and Structures

285.2 Boarding

Boarding:

There shall be not more than two boarders in a dwelling unit.

285.3 Buildings and Structures for Single Family Dwelling

Buildings and Structures for Single Family Dwelling:

- (a) Shall be sited not less than:
 - (i) 7.5 m (24.6 ft) from a front lot line or for lots having an area exceeding 2000 m² (21528 ft²) 15.0 m (49.2 ft) from a front lot line.
 - (ii) 10.5 m (34.5 ft) from a rear lot line.
 - (iii) 1.5 m (4.9 ft) from an interior side lot line, provided the sum of both sideyards is not less than 4.5 m (14.8 ft).
 - (iv) 3.5 m (11.5 ft) from an exterior side lot line.
- (b) (i) Shall not exceed a height of: 7.5 m (24.6 ft), as measured from Grade; for those buildings and structures having or incorporating flat roofs or roofs with a pitch less than 3:12, the maximum height of these roofs shall not exceed 6.5 m (21.3 ft) as measured from grade;
- (ii) No vertical portion of the dwelling, within 5.0 m (16.4 ft) of a vertical plane extending from the outermost wall, may exceed 7.5 m (24.6 ft) in height, or 6.5 m (21.3 ft) in the case of a flat roof or roof pitch less than 3:12. For the purpose of this regulation, grade will be the average elevation as measured at the outside corners of the outermost wall.
- (iii) Notwithstanding the above, lots less than 446 m² (4800 ft²) or having a width less than 13.5 m (44.3 ft) shall comply with Section 5.27 of this bylaw.

- (c) Shall not exceed a Floor Space Ratio (R) of 0.45 or a Gross Floor Area (R) of 975 m² (10495 ft²), whichever is the lesser provided, however, that not more than 70 % of the allowable floor space shall be located in non-basement areas. For purposes of this section those portions of the floor area of a carport or garage exceeding 50 m² (538 ft²) shall be included in the Gross Floor Area (R).

285.4 Minimum Lot Size

Minimum Lot Size:

No land shall be subdivided into lots having a width or an area less than:

- (a) Standard Lot
 - width 35 m (114.8 ft)
 - area 3000 m² (32293 ft²)
- (b) Panhandle Lot
 - width 40 m (131.2 ft)
 - area 3000 m² (32293 ft²)

285.5 General

General:

The relevant provisions of Sections 5, 6 and 7 of this bylaw shall apply.

290.1 Uses Permitted

Uses Permitted:

- (a) Single Family Dwelling
- (b) Boarding
- (c) Home Occupation
- (d) Accessory Buildings and Structures

290.2 Boarding

Boarding:

There shall be not more than two boarders in a dwelling unit.

290.3 Buildings and Structures for Single Family Dwelling

Buildings and Structures for Single Family Dwelling:

- (a) Shall be sited not less than:
 - (i) 7.5 m (24.6 ft) from a front lot line or for lots having an area exceeding 2000 m² (21528 ft²) 15.0 m (49.2 ft) from a front lot line.
 - (ii) 11.0 m (36.1 ft) from a rear lot line.
 - (iii) 1.5 m (4.9 ft) from an interior side lot line, provided the sum of both sideyards is not less than 4.5 m (14.8 ft).
 - (iv) 3.5 m (11.5 ft) from an exterior side lot line.
- (b) (i) Shall not exceed a height of: 7.5 m (24.6 ft), as measured from Grade; for those buildings and structures having or incorporating flat roofs or roofs with a pitch less than 3:12, the maximum height of these roofs shall not exceed 6.5 m (21.3 ft) as measured from grade;
- (ii) No vertical portion of the dwelling, within 5.0 m (16.4 ft) of a vertical plane extending from the outermost wall, may exceed 7.5 m (24.6 ft) in height, or 6.5 m (21.3 ft) in the case of a flat roof or roof pitch less than 3:12. For the purpose of this regulation, grade will be the average elevation as measured at the outside corners of the outermost wall.
- (iii) Notwithstanding the above, lots less than 446 m² (4800 ft²) or having a width less than 13.5 m (44.3 ft) shall comply with Section 5.27 of this bylaw.

- (c) Shall not exceed the lesser of the Floor Space Ratio (R) or a Gross Floor Area (R) contained in Table 5.1 of Section 5.21, provided however, that not more than 75% of the allowable floor space shall be located in non-basement areas. For purposes of this section those portions of the floor area of a carport or garage exceeding 50 m² (538 ft²) shall be included in the Gross Floor Area (R).

290.4 Minimum Lot Size

Minimum Lot Size:

No land shall be subdivided into lots having a width or an area less than:

- (a) Standard Lot
 - width 40 m (131.2 ft)
 - area 0.4 ha (43056 ft²)
- (b) Panhandle Lot
 - width 45 m (147.6 ft)
 - area 0.4 ha (43056 ft²)

290.5 General

General:

The relevant provisions of Sections 5, 6 and 7 of this bylaw shall apply.

295.1 Uses Permitted

Uses Permitted:

- (a) Single Family Dwelling
- (b) Boarding
- (c) Home Occupation
- (d) Accessory Buildings and Structures

295.2 Boarding

Boarding:

There shall be not more than two boarders in a dwelling unit.

295.3 Buildings and Structures for Single Family Dwelling

Buildings and Structures for Single Family Dwelling:

- (a) Shall be sited not less than:
 - (i) 7.5 m (24.6 ft) from a front lot line or for lots having an area exceeding 2000 m² (21528 ft²) 15.0 m (49.2 ft) from a front lot line.
 - (ii) 12.0 m (39.4 ft) from a rear lot line.
 - (iii) 1.5 m (4.9 ft) from an interior side lot line, provided the sum of both sideyards is not less than 4.5 m (14.8 ft).
 - (iv) 3.5 m (11.5 ft) from an exterior side lot line.
- (b) (i) Shall not exceed a height of: 7.5 m (24.6 ft), as measured from Grade; for those buildings and structures having or incorporating flat roofs or roofs with a pitch less than 3:12, the maximum height of these roofs shall not exceed 6.5 m (21.3 ft) as measured from grade;
- (ii) No vertical portion of the dwelling, within 5.0 m (16.4 ft) of a vertical plane extending from the outermost wall, may exceed 7.5 m (24.6 ft) in height, or 6.5 m (21.3 ft) in the case of a flat roof or roof pitch less than 3:12. For the purpose of this regulation, grade will be the average elevation as measured at the outside corners of the outermost wall.
- (iii) Notwithstanding the above, lots less than 446 m² (4800 ft²) or having a width less than 13.5 m (44.3 ft) shall comply with Section 5.27 of this bylaw.

- (c) Shall not exceed the lesser of the Floor Space Ratio (R) or a Gross Floor Area (R) contained in Table 5.1 of Section 5.21, provided however, that not more than 75% of the allowable floor space shall be located in non-basement areas. For purposes of this section those portions of the floor area of a carport or garage exceeding 50 m² (538 ft²) shall be included in the Gross Floor Area (R).

295.4 Minimum Lot Size

Minimum Lot Size:

No land shall be subdivided into lots having a width or an area less than:

- (a) Standard Lot
 - width 60 m (196.9 ft)
 - area 2 ha (4.9 ac)
- (b) Panhandle Lot
 - not permitted

295.5 General

General:

The relevant provisions of Sections 5, 6 and 7 of this bylaw shall apply.

RD *Zones*



This page intentionally left blank.

301.1 Uses Permitted

Uses Permitted:

- (a) Single Family Dwelling
- (b) Two Family Dwelling
- (c) Boarding in Single Family Dwelling
- (d) Home Occupation
- (e) Accessory Buildings and Structures

this regulation, grade will be the average elevation as measured at the outside corners of the outermost wall.



- (c) Shall not exceed a Floor Space Ratio (R) of 0.50 provided, however, that not more than 70% of the allowable floor space shall be located in non-basement areas. For purposes of this section those portions of the floor area of a carport or garage exceeding 50 m² (538 ft²) for a single family use shall be included in the Gross Floor Area (R); and for a two-family dwelling use, those portions of the floor area of a carport or garage exceeding 75 m² (807 ft²) shall be included in the Gross Floor Area (R).

301.2 Boarding

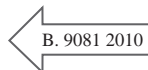
Boarding:

There shall be not more than two boarders in a single family dwelling.

301.3 Lot Coverage

Lot Coverage:

The maximum Lot Coverage (R) for all buildings shall be 30% of the lot area.



301.5 Accessory Buildings and Structures

Accessory Buildings and Structures:

- (a) Shall be sited not less than:
 - (i) 7.5 m (24.6 ft) from a front lot line.
 - (ii) 1.5 m (4.9 ft) from a rear lot line.
 - (iii) 3.0 m (9.8 ft) from an interior side lot line.
 - (iv) 4.5 m (14.7 ft) from an exterior side lot line.
- (b) Shall not exceed a height of 3.75 m (12.3 ft).
- (c) Together shall not exceed a lot coverage of 10%.

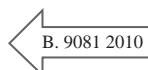
301.4 Buildings and Structures for Two Family Dwelling and Single Family Dwelling

Buildings and Structures for Two Family Dwelling and Single Family Dwelling:

- (a) Shall be sited not less than:
 - (i) 7.5 m (24.6 ft) from a front lot line.
 - (ii) 10.5 m (34.5 ft) from a rear lot line.
 - (iii) 3.0 m (9.8 ft) from an interior side lot line, provided the sum of both side yards is not less than 30% of the lot width as measured at the front building line.
 - (iv) 4.5 m (14.7 ft) from an exterior side lot line.
- (b) (i) Shall not exceed a height of: 7.5 m (24.6 ft), as measured from Grade; for those buildings and structures having or incorporating flat roofs or roofs with a pitch less than 3:12, the maximum height of these roofs shall not exceed 6.5 m (21.3 ft) as measured from grade;
- (ii) No vertical portion of the dwelling, within 5.0 m (16.4 ft) of a vertical plane extending from the outermost wall, may exceed 7.5 m (24.6 ft) in height, or 6.5 m (21.3 ft) in the case of a flat roof or roof pitch less than 3:12. For the purpose of



- (d) that are used or proposed to be used for keeping animals shall comply with the siting and size provisions set out in table 5.2 under s.5.31 of this Bylaw.




301.6 Minimum Lot Size

Minimum Lot Size:

No land shall be subdivided into lots having a width or an area less than:

- (a) Standard Lot
 - width 20 m (65.6 ft) or 1.3 times the minimum lot width of the largest adjacent single family dwelling zone, whichever is greater.
 - area 750 m² (8073 ft²)



(b) Panhandle Lot
• not
permitted

301.7 General

General:

The relevant provisions of Sections 5, 6 and 7 of this
bylaw shall apply.

305.1 Uses Permitted

Uses Permitted:

- (a) Single Family Dwelling
- (b) Two Family Dwelling
- (c) Boarding in Single Family Dwelling
- (d) Home Occupation
- (e) Accessory Buildings and Structures

305.2 Boarding

Boarding:

There shall be not more than two boarders in a single family dwelling.

305.3 Lot Coverage

Lot Coverage:

The maximum Lot Coverage (R) for all buildings shall be 30% of the lot area.

305.4 Buildings and Structures for Two Family Dwelling and Single Family Dwelling

Buildings and Structures for Two Family Dwelling and Single Family Dwelling:

- (a) Shall be sited not less than:
 - (i) 7.5 m (24.6 ft) from a front lot line.
 - (ii) 10.5 m (34.5 ft) from a rear lot line.
 - (iii) 3.0 m (9.8 ft) from an interior side lot line, provided the sum of both side yards is not less than 30% of the lot width as measured at the front building line.
 - (iv) 4.5 m (14.7 ft) from an exterior side lot line.
- (b) (i) Shall not exceed a height of 5.0 m (16.4 ft), as measured from grade.
- (ii) No vertical portion of the dwelling, within 5.0 m (16.4 ft) of a vertical plane extending from the outermost wall, may exceed 5.0 m (16.4 ft) in height. For the purpose of this regulation, grade will be the average elevation as measured at the outside corners of the outermost wall.





(c) Shall not exceed a Floor Space Ratio (R) of 0.50 provided, however, that not more than 70% of the allowable floor space shall be located in non-basement areas. For purposes of this section those portions of the floor area of a carport or garage exceeding 50 m² (538 ft²) for a single family use shall be included in the Gross Floor Area (R); and for a two-family dwelling use, those portions of the floor area of a carport or garage exceeding 75 m² (807 ft²) shall be included in the Gross Floor Area (R).

305.5 Accessory Buildings and Structures

Accessory Buildings and Structures:

- (a) Shall be sited not less than:
 - (i) 7.5 m (24.6 ft) from a front lot line.
 - (ii) 1.5 m (4.9 ft) from a rear lot line.
 - (iii) 3.0 m (9.8 ft) from an interior side lot line.
 - (iv) 4.5 m (14.7 ft) from an exterior side lot line.
- (b) Shall not exceed a height of 3.75 m (12.3 ft).
- (c) Together shall not exceed a lot coverage of 10%.
- (d) that are used or proposed to be used for keeping animals shall comply with the siting and size provisions set out in table 5.2 under s.5.31 of this Bylaw.



305.6 Minimum Lot Size

Minimum Lot Size:



No land shall be subdivided into lots having a width or an area less than:

- (a) Standard Lot
 - width 20 m (65.6 ft) or 1.3 times the minimum lot width of the largest adjacent single family dwelling zone, whichever is greater.
 - area 750 m² (8073 ft²)
- (b) Panhandle Lot
 - not permitted

305.7 General

General:

The relevant provisions of Sections 5, 6 and 7 of this bylaw shall apply.

RC *Zones*



This page intentionally left blank.

401.1 Uses Permitted

Uses Permitted:

- (a) Single Family Dwelling
- (b) Attached Housing
- (c) Home Occupation Office and Daycare for preschool children
- (d) Accessory Buildings and Structures

401.2 Lot Coverage

Lot Coverage:

The maximum coverage of all buildings and structures shall be 35% of the lot area.

401.3 Density

Density:

The maximum density shall be one dwelling unit per 940 m² (10,118 ft²) of lot area.

401.4 Open Space Areas

Open Space Areas:

Open Space Areas shall be provided as follows:

- (a) A continuous landscape area, which may include outdoor recreation areas equal to 5% of the site area shall be provided and located:
 - (i) outside the required building setback areas;
 - (ii) outside the required parking areas.
- (b) The 5% open space requirement will be reduced by 1% for every 1% that the lot coverage is less than the maximum permitted.

401.5 Building Separation

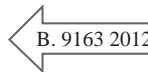
Building Separation:

Where one wall faces another wall of the same building or of another building on the same lot, buildings and structures shall be sited to provide a continuous 90 degree horizontal arc unencumbered by buildings on the same lot of a radius not less than:

- (a) 15.0 m (49.2 ft) from the centre of all windows in a living room.
- (b) 12.0 m (39.4 ft) from the centre of all windows in a habitable room other than a living room.
- (c) 6.0 m (19.7 ft) from the centre of all other windows, from walls, and from outside corners of buildings.

401.6 Buildings and Structures for Attached Housing and Single Family Dwellings

Buildings and Structures for Attached Housing and Single Family Dwellings:



(a) Shall be sited not less than:

- (i) 7.5 m (24.6 ft) from any lot line which abuts a street.
- (ii) 7.5 m (24.6 ft) from an interior side lot line.
- (iii) 10.5 m (34.5 ft) from a rear lot line which does not abut a street.

(b) Shall not exceed a height of 7.5 m (24.6 ft).

401.7 Accessory Buildings and Structures

Accessory Buildings and Structures:

(a) Shall be sited not less than:

- (i) 7.5 m (24.6 ft) from any lot line which abuts a street.
- (ii) 1.5 m (4.9 ft) from an interior side lot line and a rear lot line which does not abut a street.

(b) Shall not exceed a height of 3.75 m (12.3 ft).

(c) Together shall not exceed a lot coverage of 10%.

401.8 Accessory Off -Street Parking

Accessory Off -Street Parking:

- (a) The parking area shall occupy not more than 30% of the surface of the lot area.
- (b) No portion of a parking area or driveway surface for an attached housing use shall be located within 3.0 m (9.8 ft) of any window provided in a habitable room.
- (c) Any lighting used to illuminate a parking area or parking garage shall be so arranged that all direct rays of light are reflected upon the parking area or parking garage and not on any adjoining premises.

401.9 Minimum Lot Size

Minimum Lot Size:

No land shall be subdivided into lots having a width or an area less than:

- (a) Standard Lot
- width 27 m (88.6 ft)
 - area 750 m² (8073 ft²)
- (b) Panhandle Lot
- not permitted

401.10 General

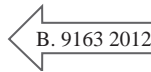
General:

The relevant provisions of Sections 5, 6, 7 and Schedule B of this bylaw shall apply.

405.1 Uses Permitted

Uses Permitted:

- (a) Single Family Dwelling
- (b) Apartment
- (c) Attached Housing
- (d) Accessory Buildings and Structures
- (e) Home Occupation Office and Daycare for preschool children



405.2 Lot Coverage

Lot Coverage:

The maximum coverage of all buildings and structures shall be 35% of the lot area.

405.3 Density

Density:

The maximum density shall be one dwelling unit per 760 m² (8,181 ft²) of lot area.

405.4 Open Space Areas

Open Space Areas:

Open Space Areas shall be provided as follows:

- (a) A continuous landscape area, which may include outdoor recreation areas equal to 5% of the site area shall be provided and located:
 - (i) outside the required building setback areas;
 - (ii) outside the required parking areas.
- (b) The 5% open space requirement will be reduced by 1% for every 1% that the lot coverage is less than the maximum permitted.

405.5 Building Separation

Building Separation:

Where one wall faces another wall of the same building or of another building on the same lot, buildings and structures shall be sited to provide a continuous 90 degree horizontal arc unencumbered by buildings on the same lot of a radius not less than:

- (a) 15.0 m (49.2 ft) from the centre of all windows in a living room.

- (b) 12.0 m (39.4 ft) from the centre of all windows in a habitable room other than a living room.
- (c) 6.0 m (19.7 ft) from the centre of all other windows, from walls, and from outside corners of buildings for an attached housing use and 12.0 m (39.3 ft) for an apartment use.

405.6 Buildings and Structures for Single Family Dwellings, Attached Housing and Apartments

Buildings and Structures for Single Family Dwellings, Attached Housing and Apartments:

- (a) Shall be sited not less than:
 - (i) 7.5m (24.6 ft) from any lot line which abuts a street.
 - (ii) 7.5 m (24.6 ft) from an interior side lot line.
 - (iii) 10.5 (34.5 ft) from a rear lot line which does not abut a street.
- (b) Shall not exceed a height of 7.5 m (24.6 ft) for a single family dwelling or an attached housing use and a height of 9.0 m (29.5 ft) for an apartment use.

405.7 Accessory Buildings and Structures

Accessory Buildings and Structures:

- (a) Shall be sited not less than:
 - (i) 7.5 m (24.6 ft) from any lot line which abuts a street.
 - (ii) 1.5 m (4.9 ft) from an interior side lot line and a rear lot line which does not abut a street.
- (b) Shall not exceed a height of 3.75 m (12.3 ft).
- (c) Together shall not exceed a lot coverage of 10%.

405.8 Accessory Off-Street Parking

Accessory Off-Street Parking:

- (a) The parking area shall occupy not more than 30% of the surface of the lot area.

- (b) No portion of a parking area or driveway surface for an attached housing or apartment use shall be located within 3.0 m (9.8 ft) of any window provided in a habitable room.
- (c) Any lighting used to illuminate a parking area or parking garage shall be so arranged that all direct rays of light are reflected upon the parking garage and not on any adjoining premises.
- (d) The parking area for an apartment use shall not be permitted within 7.5 m (24.6 ft) of a front lot line or a rear lot line which abuts a street, or within 3.0 m (9.8 ft) of an exterior side lot line.

405.9 Minimum Lot Size

Minimum Lot Size:

No land shall be subdivided into lots having a width or an area less than:

- a) Standard Lot
 - width 15 m (49.2 ft)
 - area 500 m² (5382 ft²)
- b) Panhandle Lot
 - not permitted

405.10 General

General:

The relevant provisions of Sections 5, 6, 7, and Schedule B of the bylaw shall apply.

410.1 Uses Permitted

Uses Permitted:

- (a) Apartment
- (b) Attached Housing
- (c) Home Occupation Office and Daycare for preschool children
- (d) Accessory Buildings and Structures

410.2 Lot Coverage

Lot Coverage:

The maximum coverage of all buildings and structures shall be 35 % of the lot area.

410.3 Density

Density:

The maximum density shall be one dwelling unit per 635 m² (6835 ft²) of lot area.

410.4 Open Space Areas

Open Space Areas:

Open Space Areas shall be provided as follows:

- (a) A continuous landscape area, which may include outdoor recreation areas equal to 5% of the total site area shall be provided and located:
 - (i) outside the required building setback areas;
 - (ii) outside the required parking areas.
- (b) The 5% open space requirement will be reduced by 1% for every 1% that the lot coverage is less than the maximum permitted.

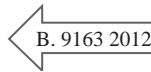
410.5 Building Separation

Building Separation:

Where one wall faces another wall of the same building or of another building on the same lot, buildings and structures shall be sited to provide a continuous 90 degree horizontal arc unencumbered by buildings on the same lot of a radius not less than:

- (a) 15.0 m (49.2 ft) from the centre of all windows in a living room.
- (b) 12.0 m (39.4 ft) from the centre of all windows in a habitable room other than a living room.

- (c) 6.0 m (19.7 ft) from the centre of all other windows, from walls, and from outside corners of buildings for an attached housing use and 12.0 m (39.3 ft) for an apartment use.



410.6 Buildings and Structures for Attached Housing and Apartments

Buildings and Structures for Attached Housing and Apartments:

- (a) Shall be sited not less than:
 - (i) 7.5 m (24.6 ft) from any lot line which abuts a street.
 - (ii) 7.5 m (24.6 ft) from an interior side lot line.
 - (iii) 10.5 m (34.5 ft) from a rear lot line which does not abut a street.
- (b) Shall not exceed a height of 7.5 m (24.6 ft) for an attached housing use and a height of 9.0 m (29.5 ft) for an apartment use.

410.7 Accessory Buildings and Structures

Accessory Buildings and Structures:

- (a) Shall be sited not less than:
 - (i) 7.5 m (24.6 ft) from any lot line which abuts a street.
 - (ii) 1.5 m (4.9 ft) from an interior side lot line and a rear lot line which does not abut a street.
- (b) Shall not exceed a height of 3.75 m (12.3 ft).
- (c) Together shall not exceed a lot coverage of 10%.

410.8 Accessory Off-Street Parking

Accessory Off-Street Parking :

- (a) The parking area shall occupy not more than 30% of the surface of the lot area.
- (b) No portion of a parking area or driveway surface for an attached housing or apartment use shall be located within 3.0 m (9.8 ft) of any window provided in a habitable room.
- (c) Any lighting used to illuminate a parking area or parking garage shall be so arranged that all direct rays of light are reflected upon the parking area or parking garage and not on any adjoining premises.

- (d) The parking area for an apartment use shall not be permitted within 7.5 m (24.6 ft) of a front lot line or a rear lot line which abuts a street, or within 3.0 m (9.8 ft) of an exterior side lot line.

410.9 Minimum Lot Size

Minimum Lot Size:

No land shall be subdivided into lots having a width or an area less than:

- (a) Standard Lot
- width 30 m (98.4 ft)
 - area 1200 m² (12917 ft²)
- (b) Panhandle Lot
- not permitted

410.10 General

General:

The relevant provisions of Sections 5, 6, 7, and Schedule B of this bylaw shall apply.

RT *Zones*



This page intentionally left blank.

501.1 Uses Permitted

Uses Permitted:

- (a) Single Family Dwelling
- (b) Attached Housing
- (c) Home Occupation Office and Daycare for preschool children
- (d) Accessory Buildings and Structures

501.2 Lot Coverage

Lot Coverage:

The maximum coverage of all buildings and structures shall be 35 % of the lot area.

501.3 Density

Density:

The maximum density shall be one dwelling unit per 550 m² (5920 ft²) of lot area.

501.4 Open Space Areas

Open Space Areas:

Open Space Areas shall be provided as follows:

- (a) A continuous landscape area, which may include outdoor recreation areas equal to 5% of the total site area shall be provided and located:
 - (i) outside the required building setback areas;
 - (ii) outside the required parking areas.
- (b) The 5% open space requirement will be reduced by 1% for every 1% that the lot coverage is less than the maximum permitted.


501.5 Building Separation

Building Separation:

Where one wall faces another wall of the same building or of another building on the same lot, buildings and structures shall be sited to provide a continuous 90 degree horizontal arc unencumbered by buildings on the same lot of a radius not less than:

- (a) 15.0 m (49.2 ft) from the centre of all windows in a living room.
- (b) 12.0 m (39.4 ft) from the centre of all windows in a habitable room other than a living room.

- (c) 6.0 m (19.7 ft) from the centre of all other windows, from walls, and from outside corners of buildings for an attached housing use and 12.0 m (39.3 ft) for an apartment use.



501.6 Buildings and Structures for Single Family Dwellings, Attached Housing and Apartments

Buildings and Structures for Single Family Dwellings, Attached Housing and Apartments:

- (a) Shall be sited not less than:
 - (i) 7.5 m (24.6 ft) from any lot line which abuts a street.
 - (ii) 7.5 m (24.6 ft) from an interior side lot line.
 - (iii) 10.5 m (34.5 ft) from a rear lot line which does not abut a street.
- (b) Shall not exceed a height of 7.5 m (24.6 ft).

501.7 Accessory Buildings and Structures

Accessory Buildings and Structures:

- (a) Shall be sited not less than:
 - (i) 7.5 m (24.6 ft) from any lot line which abuts a street.
 - (ii) 1.5 m (4.9 ft) from an interior side lot line and a rear lot line which does not abut a street.
- (b) Shall not exceed a height of 3.75 m (12.3 ft).
- (c) Together shall not exceed a lot coverage of 10%.

501.8 Accessory Off-Street Parking

Accessory Off-Street Parking:

- (a) The parking area shall occupy not more than 30% of the surface of the lot area.
- (b) No portion of a parking area or driveway surface for an attached housing use shall be located within 3.0 m (9.8 ft) of any window provided in a habitable room.
- (c) Any lighting used to illuminate a parking area or parking garage shall be so arranged that all direct rays of light are reflected upon the parking area or parking garage and not on any adjoining premises.

501.9 Minimum Lot Size

Minimum Lot Size:

No land shall be subdivided into lots having a width or an area less than:

(a) Standard Lot

- width 27 m (88.6 ft)
- area 750 m² (8073 ft²)

(b) Panhandle Lot

- not permitted.

501.10 General

General:

The relevant provisions of Sections 5, 6, 7, and Schedule B of this bylaw shall apply.

505.1 Uses Permitted

Uses Permitted:

- (a) Single Family Dwelling
- (b) Attached Housing
- (c) Home Occupation Office and Daycare for preschool children
- (d) Accessory Buildings and Structures

505.2 Lot Coverage

Lot Coverage:

The maximum coverage of all buildings and structures shall be 35 % of the lot area.

505.3 Density

Density:

The maximum density shall be one dwelling unit per 400 m² (4305 ft²) of lot area.

505.4 Open Space Areas

Open Space Areas:

Open Space Areas shall be provided as follows:

- (a) A continuous landscape area, which may include outdoor recreation areas equal to 5% of the total site area shall be provided and located:
 - (i) outside the required building setback areas;
 - (ii) outside the required parking areas.
- (b) The 5% open space requirement will be reduced by 1% for every 1% that the lot coverage is less than the maximum permitted.


505.5 Building Separation

Building Separation:

Where one wall faces another wall of the same building or of another building on the same lot, buildings and structures shall be sited to provide a continuous 90 degree horizontal arc unencumbered by buildings on the same lot of a radius not less than:

- (a) 15.0 m (49.2 ft) from the centre of all windows in a living room.
- (b) 12.0 m (39.4 ft) from the centre of all windows in a habitable room other than a living room.

- (c) 6.0 m (19.7 ft) from the centre of all other windows, from walls, and from outside corners of buildings.



505.6 Buildings and Structures for Single Family Dwellings and Attached Housing

Buildings and Structures for Single Family Dwellings and Attached Housing:

- (a) Shall be sited not less than:
 - (i) 7.5 m (24.6 ft) from any lot line which abuts a street.
 - (ii) 7.5 m (24.6 ft) from an interior side lot line.
 - (iii) 10.5m (34.5 ft) from a rear lot line which does not abut a street.
- (b) Shall not exceed a height of 7.5 m (24.6 ft).

505.7 Accessory Buildings and Structures

Accessory Buildings and Structures:

- (a) Shall be sited not less than:
 - (i) 7.5 m (24.6 ft) from any lot line which abuts a street.
 - (ii) 1.5 m (4.9 ft) from an interior side lot line and a rear lot line which does not abut a street.
- (b) Shall not exceed a height of 3.75 m (12.3 ft).
- (c) Together shall not exceed a lot coverage of 10%.

505.8 Accessory Off-Street Parking

Accessory Off-Street Parking:

- (a) The parking area shall occupy not more than 30% of the surface of the lot area.
- (b) No portion of a parking area or driveway surface for an attached housing use shall be located within 3.0 m (9.8 ft) of any window provided in a habitable room.
- (c) Any lighting used to illuminate a parking area of parking garage shall be so arranged that all direct rays of light are reflected upon the parking area or parking garage and not on any adjoining premises.

505.9 Minimum Lot Size

Minimum Lot Size:

No land shall be subdivided into lots having a width or an area less than:

(a) Standard Lot

- width 27 m (88.6 ft)
- area 750 m² (8073 ft²)

(b) Panhandle Lot

- not permitted.

505.10 General


General:

The relevant provisions of Sections 5, 6, 7, and Schedule B of this bylaw shall apply.

510.1 Uses Permitted

Uses Permitted:

- (a) Attached Housing
- (b) Home Occupation Office and Daycare for preschool children
- (c) Accessory Buildings and Structures



- in a habitable room other than a living room.
- (c) 6.0 m (19.7 ft) from the centre of all other windows, from walls, and from outside corners of buildings.

510.2 Lot Coverage

Lot Coverage:

The maximum coverage of all buildings and structures shall be 35 % of the lot area.

510.3 Density

Density:

The maximum density shall be one dwelling unit per 275 m² (2960 ft²) of lot area.

510.4 Open Space Areas

Open Space Areas:

Open Space Areas shall be provided as follows:

- (a) A continuous landscape area, which may include outdoor recreation areas equal to 5% of the total site area shall be provided and located:
 - (i) outside the required building setback areas;
 - (ii) outside the required parking areas.
- (b) The 5% open space requirement will be reduced by 1% for every 1% that the lot coverage is less than the maximum permitted.

510.5 Building Separation

Building Separation:

Where one wall faces another wall of the same building or of another building on the same lot, buildings and structures shall be sited to provide a continuous 90 degree horizontal arc unencumbered by buildings on the same lot of a radius not less than:

- (a) 15.0 m (49.2 ft) from the centre of all windows in a living room.
- (b) 12.0 m (39.4 ft) from the centre of all windows

510.6 Buildings and Structures for Attached Housing

Buildings and Structures for Attached Housing:

- (a) Shall be sited not less than:
 - (i) 7.5 m (24.6 ft) from any lot line which abuts a street.
 - (ii) 7.5 m (24.6 ft) from an interior side lot line.
 - (iii) 10.5 m (34.5 ft) from a rear lot line which does not abut a street.
- (b) Shall not exceed a height of 7.5 m (24.6 ft).

510.7 Accessory Buildings and Structures

Accessory Buildings and Structures:

- (a) Shall be sited not less than:
 - (i) 7.5 m (24.6 ft) from any lot line which abuts a street.
 - (ii) 1.5 m (4.9 ft) from an interior side lot line and a rear lot line which does not abut a street.
- (b) Shall not exceed a height of 3.75 m (12.3 ft).
- (c) Together shall not exceed a lot coverage of 10%.

510.8 Accessory Off-Street Parking

Accessory Off-Street Parking:

- (a) The parking area shall occupy not more than 30% of the surface of the lot area.
- (b) No portion of a parking area or driveway surface for an attached housing use shall be located within 3.0 m (9.8 ft) of any window provided in a habitable room.

- (c) Any lighting used to illuminate a parking area of parking garage shall be so arranged that all direct rays of light are reflected upon the parking area or parking garage and not on any adjoining premises.

510.9 Minimum Lot Size

Minimum Lot Size:

No land shall be subdivided into lots having a width or an area less than:

- a) Standard Lot
- width 30 m (98.4 ft)
 - area 900 m² (9688 ft²)
- b) Panhandle Lot
- not permitted.

510.10 General


General:

The relevant provisions of Sections 5, 6, 7, and Schedule B of this bylaw shall apply.

515.1 Uses Permitted

Uses Permitted:

- (a) Attached Housing
- (b) Home Occupation Office and Daycare for preschool children
- (c) Accessory Buildings and Structures



- (b) 12.0 m (39.4 ft) from the centre of all windows in a habitable room other than a living room.
- (c) 6.0 m (19.7 ft) from the centre of all other windows, from walls, and from outside corners of buildings.

515.2 Lot Coverage

Lot Coverage:

The maximum coverage of all buildings and structures shall be 35 % of the lot area.

515.3 Density

Density:

The maximum density shall be one dwelling unit per 200 m² (2152 ft²) of lot area.

515.4 Open Space Areas

Open Space Areas:

Open Space Areas shall be provided as follows:

- (a) A continuous landscape area, which may include outdoor recreation areas equal to 5% of the total site area shall be provided and located:
 - (i) outside the required building setback areas;
 - (ii) outside the required parking areas.
- (b) The 5% open space requirement will be reduced by 1% for every 1% that the lot coverage is less than the maximum permitted.

515.5 Building Separation

Building Separation:

Where one wall faces another wall of the same building or of another building on the same lot, buildings and structures shall be sited to provide a continuous 90 degree horizontal arc unencumbered by buildings on the same lot of a radius not less than:

- (a) 15.0 m (49.2 ft) from the centre of all windows in a living room.

515.6 Buildings and Structures for Attached Housing

Buildings and Structures for Attached Housing:

- (a) Shall be sited not less than:
 - (i) 7.5 m (24.6 ft) from any lot line which abuts a street.
 - (ii) 7.5 m (24.6 ft) from an interior side lot line.
 - (iii) 10.5 m (34.5 ft) from a rear lot line which does not abut a street.
- (b) Shall not exceed a height of 7.5 m (24.6 ft).

515.7 Accessory Buildings and Structures

Accessory Buildings and Structures:

- (a) Shall be sited not less than:
 - (i) 7.5 m (24.6 ft) from any lot line which abuts a street.
 - (ii) 1.5 m (4.9 ft) from an interior side lot line and a rear lot line which does not abut a street.
- (b) Shall not exceed a height of 3.75 m (12.3 ft).
- (c) Together shall not exceed a lot coverage of 10%.

515.8 Accessory Off-Street Parking

Accessory Off-Street Parking:

- (a) The parking area shall occupy not more than 30% of the surface of the lot area.
- (b) No portion of a parking area or driveway surface for an attached housing use shall be located within 3.0 m (9.8 ft) of any window provided in a habitable room.

- (c) Any lighting used to illuminate a parking area of parking garage shall be so arranged that all direct rays of light are reflected upon the parking area or parking garage and not on any adjoining premises.

515.9 Minimum Lot Size

Minimum Lot Size:

No land shall be subdivided into lots having a width or an area less than:

- a) Standard Lot
- width 30 m (98.4 ft)
 - area 900 m² (9688 ft²)
- b) Panhandle Lot
- not permitted.

515.10 General

General:

The relevant provisions of Sections 5, 6, 7, and Schedule B of this bylaw shall apply.

516.1 Uses Permitted

Uses Permitted:

- (a) Attached Housing
- (b) Home Occupation Office and Daycare for preschool children
- (c) Accessory Buildings and Structures
- (d) Accessory Dwelling Unit



- (b) 12.0 m (39.4 ft) from the centre of all windows in a habitable room other than a living room.
- (c) 6.0 m (19.7 ft) from the centre of all other windows, from walls, and from outside corners of buildings.

516.2 Lot Coverage

Lot Coverage:

The maximum lot coverage of all buildings and structures shall be 40 % of the lot area.

516.3 Density

Density:

The maximum density shall be one dwelling unit per 200 m² (2152 ft²) of lot area.

516.4 Open Space Areas

Open Space Areas:

Open Space Areas shall be provided as follows:

- (a) A continuous landscape area, which may include outdoor recreation areas equal to 5% of the total site area shall be provided and located:
 - (i) outside the required building setback areas;
 - (ii) outside the required parking areas.
- (b) The 5% open space requirement will be reduced by 1% for every 1% that the lot coverage is less than the maximum permitted.

516.5 Building Separation

Building Separation:

Where one wall faces another wall of the same building or of another building on the same lot, buildings and structures shall be sited to provide a continuous 90 degree horizontal arc unencumbered by buildings on the same lot of a radius not less than:

- (a) 15.0 m (49.2 ft) from the centre of all windows in a living room.

516.6 Buildings and Structures for Attached Housing

Buildings and Structures for Attached Housing:

- (a) Shall be sited not less than:
 - (i) 7.5 m (24.6 ft) from any lot line which abuts a street.
 - (ii) 7.5 m (24.6 ft) from an interior side lot line.
 - (iii) 10.5 m (34.5 ft) from a rear lot line which does not abut a street.
- (b) Shall not exceed a height of 7.5 m (24.6 ft).

516.7 Accessory Buildings and Structures

Accessory Buildings and Structures:

- (a) Shall be sited not less than:
 - (i) 7.5 m (24.6 ft) from any lot line which abuts a street.
 - (ii) 1.5 m (4.9 ft) from an interior side lot line and a rear lot line which does not abut a street.
- (b) Shall not exceed a height of 3.75 m (12.3 ft).
- (c) Together shall not exceed a lot coverage of 10%.

516.8 Accessory Off-Street Parking

Accessory Off-Street Parking:

- (a) The parking area shall occupy not more than 30% of the surface of the lot area.
- (b) No portion of a parking area or driveway surface for an attached housing use shall be located within 3.0 m (9.8 ft) of any window provided in a habitable room.

- (c) Any lighting used to illuminate a parking area of parking garage shall be so arranged that all direct rays of light are reflected upon the parking area or parking garage and not on any adjoining premises.

516.9 Minimum Lot Size

Minimum Lot Size:

No land shall be subdivided into lots having a width or an area less than:

- a) Standard Lot
- width 30 m (98.4 ft)
 - area 900 m² (9688 ft²)
- b) Panhandle Lot
- not permitted.

516.10 General

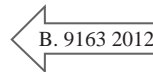
General:

The relevant provisions of Sections 5, 6, 7, and Schedule B of this bylaw shall apply.

520.1 Uses Permitted

Uses Permitted:

- (a) Attached Housing
- (b) Home Occupation Office and Daycare for preschool children
- (c) Accessory Buildings and Structures



- (b) 12.0 m (39.4 ft) from the centre of all windows in a habitable room other than a living room.
- (c) 6.0 m (19.7 ft) from the centre of all other windows, from walls, and from outside corners of buildings.

520.2 Lot Coverage

Lot Coverage:

The maximum coverage of all buildings and structures shall be 45 % of the lot area.

520.3 Density

Density:

The maximum density shall be one dwelling unit per 130 m² (1399 ft²) of lot area.

520.4 Open Space Areas

Open Space Areas:

Open Space Areas shall be provided as follows:

- (a) A continuous landscape area, which may include outdoor recreation areas equal to 5% of the total site area shall be provided and located:
 - (i) outside the required building setback areas;
 - (ii) outside the required parking areas.
- (b) The 5% open space requirement will be reduced by 1% for every 1% that the lot coverage is less than the maximum permitted.

520.5 Building Separation

Building Separation:

Where one wall faces another wall of the same building or of another building on the same lot, buildings and structures shall be sited to provide a continuous 90 degree horizontal arc unencumbered by buildings on the same lot of a radius not less than:

- (a) 15.0 m (49.2 ft) from the centre of all windows in a living room.

520.6 Buildings and Structures for Attached Housing

Buildings and Structures for Attached Housing:

- (a) Shall be sited not less than:
 - (i) 7.5 m (24.6 ft) from any lot line which abuts a street.
 - (ii) 7.5 m (24.6 ft) from an interior side lot line.
 - (iii) 10.5 m (34.5 ft) from a rear lot line which does not abut a street.
- (b) Shall not exceed a height of 7.5 m (24.6 ft).

520.7 Accessory Buildings and Structures

Accessory Buildings and Structures:

- (a) Shall be sited not less than:
 - (i) 7.5 m (24.6 ft) from any lot line which abuts a street.
 - (ii) 1.5 m (4.9 ft) from an interior side lot line and a rear lot line which does not abut a street.
- (b) Shall not exceed a height of 3.75 m (12.3 ft).
- (c) Together shall not exceed a lot coverage of 10%.

520.8 Accessory Off-Street Parking

Accessory Off-Street Parking:

- (a) The parking area shall occupy not more than 30% of the surface of the lot area.
- (b) No portion of a parking area or driveway surface for an attached housing use shall be located within 3.0 m (9.8 ft) of any window provided in a habitable room.

- (c) Any lighting used to illuminate a parking area of parking garage shall be so arranged that all direct rays of light are reflected upon the parking area or parking garage and not on any adjoining premises.

520.9 Minimum Lot Size

Minimum Lot Size:

No land shall be subdivided into lots having a width or an area less than:

- a) Standard Lot
- width 30 m (98.4 ft)
 - area 900 m² (9688 ft²)
- b) Panhandle Lot
- not permitted.

520.10 General

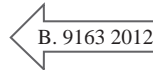
General:

The relevant provisions of Sections 5, 6, 7, Schedule B of this bylaw shall apply.

525.1 Uses Permitted

Uses Permitted:

- (a) Attached Housing
- (b) Home Occupation Office and Daycare for preschool children
- (c) Accessory Buildings and Structures
- (d) Accessory Dwelling Unit



525.2 Lot Coverage

Lot Coverage:

The maximum coverage of all buildings and structures shall be 45% of the lot area.

525.3 Density

Density:

Buildings and structures for a townhouse use shall not exceed a floor space ratio of 0.70.

525.4 Building Separation

Building Separation:

Where one wall faces another wall of the same building or of another building on the same lot, buildings and structures shall be sited to provide a continuous 90 degree horizontal arc unencumbered by buildings on the same lot of a radius not less than:

- (a) 3 m (9.8 ft) from the centre of all windows, from walls, and from outside corners of buildings.

525.5 Buildings and Structures for Attached Housing

Buildings and Structures for Attached Housing:

- (a) Shall be sited not less than:
 - (i) 7.5 m (24.6 ft) from any lot line which abuts a street.
 - (ii) 7.5 m (24.6 ft) from an interior side lot line.
 - (iii) 7.5 m (24.6 ft) from a rear lot line which does not abut a street.
- (b) Shall not exceed a height of 8.5 m (27.8 ft).

525.6 Accessory Buildings and Structures

Accessory Buildings and Structures:

- (a) Shall be sited not less than:
 - (i) 7.5 m (24.6 ft) from any lot line which abuts a street.
 - (ii) 1.5 m (4.9 ft) from an interior side lot line and a rear lot line which does not abut a street.
- (b) Shall not exceed a height of 3.75 m (12.3 ft).
- (c) Together shall not exceed a lot coverage of 10%.

525.7 Accessory Off-Street Parking

Accessory Off-Street Parking:

- (a) The parking area shall occupy not more than 30% of the surface of the lot area.
- (b) Any lighting used to illuminate a parking area of parking garage shall be so arranged that all direct rays of light are reflected upon the parking area or parking garage and not on any adjoining premises.

525.8 Lot Size

Lot Size:

No land shall be subdivided into lots having a width or an area less than:

- (a) Standard Lot
 - width 27 m (88.6 ft)
 - area 750 m (8073 ft)
- (b) Panhandle Lot
 - not permitted

525.9 General

General:

The relevant provisions of Sections 5, 6 7, Schedule B and F of this bylaw shall apply.

525.10 Housing Agreement

Housing Agreement:

No building permit shall be issued for development in this zone unless a housing agreement has been entered into by the owner ensuring that housing units will be made available for sale to lower income families on the following basis:

- (i) Housing units will not be purchased by persons with annual incomes greater than the Current Low Income Cutoffs prescribed by the Canada Customs & Revenue Agency.
- (ii) Initial occupants of units must have contributed a minimum of 500 hours of physical labour towards construction of their unit or other units.
- (iii) For period of 20 years from construction a unit cannot be sold for more than its original purchase price.

530.1 Uses Permitted

Uses Permitted:

- (a) Attached Housing
- (b) Home Occupation Office and Daycare for preschool children
- (c) Accessory Buildings and Structures

530.2 Lot Coverage

Lot Coverage:

The maximum coverage of all buildings and structures shall be 45 % of the lot area.

530.3 Density

Density:

The maximum density shall be one dwelling unit per 125 m² (1345 ft²) of lot area.

530.4 Building Separation

Building Separation:

Where one wall faces another wall of the same building or of another building on the same lot, buildings and structures shall be sited to provide a continuous 90 degree horizontal arc unencumbered by buildings on the same lot of a radius not less than:

- (a) 15.0 m (49.2 ft) from the centre of all windows in a living room.
- (b) 12.0 m (39.4 ft) from the centre of all windows in a habitable room other than a living room.
- (c) 6.0 m (19.7 ft) from the centre of all other windows, from walls, and from outside corners of buildings.

530.5 Buildings and Structures for Attached Housing

Buildings and Structures for Attached Housing:

- (a) Shall be sited not less than:
 - (i) 4 m (13.1 ft) from any lot line which abuts a street.
 - (ii) 7.5 m (24.6 ft) from an interior side lot line.
- (b) Shall not exceed a height of 10.5 m (34.4 ft).

530.6 Accessory Buildings and Structures

Accessory Buildings and Structures:

- (a) Shall be sited not less than:
 - (i) 7.5 m (24.6 ft) from any lot line which abuts a street.
 - (ii) 1.5 m (4.9 ft) from an interior side lot line and a rear lot line which does not abut a street.
- (b) Shall not exceed a height of 3.75 m (12.3 ft).
- (c) Together shall not exceed a lot coverage of 10%.

530.7 Accessory Off-Street Parking

Accessory Off-Street Parking:

- (a) The parking area shall occupy not more than 30% of the surface of the lot area.
- (b) Any lighting used to illuminate a parking area or parking garage shall be so arranged that all direct rays of light are reflected upon the parking area or parking garage and not on any adjoining premises.

530.8 General

General:

The relevant provisions of Sections 5, 6, 7, Schedule B of this bylaw shall apply.

This page intentionally left blank.

RM *Zones*

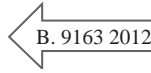


This page intentionally left blank.

601.1 Uses Permitted

Uses Permitted:

- (a) Single Family Dwelling
- (b) Apartment
- (c) Attached Housing
- (d) Home Occupation Office and Daycare for preschool children
- (e) Accessory Buildings and Structures



601.2 Lot Coverage

Lot Coverage:

The maximum coverage of all buildings and structures shall be 35 % of the lot area.

601.3 Density

Density:

The maximum density shall be one dwelling unit per 500 m² (5382 ft²) of lot area.

601.4 Open Space Areas

Open Space Areas:

Open Space Areas shall be provided as follows:

- (a) A continuous landscape area, which may include outdoor recreation areas equal to 5% of the total site area shall be provided and located:
 - (i) outside the required building setback areas;
 - (ii) outside the required parking areas.
- (b) The 5% open space requirement will be reduced by 1% for every 1% that the lot coverage is less than the maximum permitted.

601.5 Building Separation

Building Separation:

Where one wall faces another wall of the same building or of another building on the same lot, buildings and structures shall be sited to provide a continuous 90 degree horizontal arc unencumbered by buildings on the same lot of a radius not less than:

- (a) 15.0 m (49.2 ft) from the centre of all windows in a living room.
- (b) 12.0 m (39.4 ft) from the centre of all windows in a habitable room other than a living room.

- (c) 6.0 m (19.7 ft) from the centre of all other windows, from walls, and from outside corners of buildings for an attached housing use and 12.0 m (39.3 ft) for an apartment use.

601.6 Buildings and Structures for Single Family Dwellings, Attached Housing and Apartment

Buildings and Structures for Single Family Dwellings, Attached Housing and Apartment:

- (a) Shall be sited not less than:
 - (i) 7.5 m (24.6 ft) from any lot line which abuts a street.
 - (ii) 7.5 m (24.6 ft) from an interior side lot line.
 - (iii) 10.5m (34.5 ft) from a rear lot line which does not abut a street.
- (b) Shall not exceed a height of 7.5 m (24.6 ft) for a single family dwelling or an attached housing use and a height of 9.0 m (29.5 ft) for an apartment use.

601.7 Accessory Buildings and Structures

Accessory Buildings and Structures:

- (a) Shall be sited not less than:
 - (i) 7.5 m (24.6 ft) from any lot line which abuts a street.
 - (ii) 1.5 m (4.9 ft) from an interior side lot line and a rear lot line which does not abut a street.
- (b) Shall not exceed a height of 3.75 m (12.3 ft).
- (c) Together shall not exceed a lot coverage of 10%.

601.8 Accessory Off-Street Parking

Accessory Off-Street Parking :

- (a) The parking area shall occupy not more than 30% of the surface of the lot area.
- (b) No portion of a parking area or driveway surface for an attached housing or apartment use shall be located within 3.0 m (9.8 ft) of any window provided in a habitable room.

- (c) Any lighting used to illuminate a parking area of parking garage shall be so arranged that all direct rays of light are reflected upon the parking area or parking garage and not on any adjoining premises.
- (d) The parking area for an apartment use shall not be permitted within 7.5 m (24.6 ft) of a front lot line or a rear lot line which abuts a street, or within 3.0 m (9.8 ft) of an exterior side lot line.

601.9 Minimum Lot Size

Minimum Lot Size:

No land shall be subdivided into lots having a width or an area less than:

- a) Standard Lot
 - width 15 m (49.2 ft)
 - area 500 m² (5382 ft²)
- b) Panhandle Lot
 - not permitted.

601.10 General


General:

The relevant provisions of Sections 5, 6, 7, and Schedule B and F of this bylaw shall apply.

605.1 Uses Permitted

Uses Permitted:

- (a) Apartment
- (b) Attached Housing
- (c) Home Occupation Office and Daycare for preschool children
- (d) Accessory Buildings and Structures



- (b) 12.0 m (39.4 ft) from the center of all windows in a habitable room other than a living room.
- (c) 6.0 m (19.7 ft) from the center of all other windows, from walls, and from outside corners of buildings for an attached housing use and 12.0 m (39.3 ft) for an apartment use.

605.2 Lot Coverage

Lot Coverage:

The maximum coverage of all buildings and structures shall be 35% of the lot area.

605.3 Density

Density:

The maximum density shall be one dwelling unit per 400 m² (4305 ft²) of lot area.

605.4 Open Space Areas

Open Space Areas:

Open Space areas shall be provided as follows:

- (a) A continuous landscape area, which may include outdoor recreation areas equal to 5% of the total site area shall be provided and located:
 - (i) outside the required building setback area;
 - (ii) outside the required parking area.
- (b) The 5% open space requirement shall be reduced 1% for every 1% that the lot coverage is less than the maximum permitted.

605.5 Building Separation

Building Separation:

Where one wall faces another wall of the same building or of another building on the same lot, buildings and structures shall be sited to provide a continuous 90 degree horizontal arc unencumbered by buildings on the same lot of a radius not less than:

- (a) 15.0 m (49.2 ft) from the center of all windows in a living room.

605.6 Building and Structures for Attached Housing and Apartments

Building and Structures for Attached Housing and Apartments:

- (a) Shall be sited not less than:
 - (i) 7.5 m (24.6 ft) from any lot line which abuts a street.
 - (ii) 7.5 m (24.6 ft) from an interior side lot line.
 - (iii) 10.5 m (34.5 ft) from a rear lot line which does not abut a street.
- (b) Shall not exceed a height of 7.5 m (24.6 ft) for an attached housing use and a height of 9.0 m (29.5 ft) for an apartment use.

605.7 Accessory Buildings and Structures

Accessory Buildings and Structures:

- (a) Shall be sited not less than:
 - (i) 7.5 m (24.6 ft) from any lot line which abuts a street.
 - (ii) 1.5 m (4.9 ft) from an interior side lot line and a rear lot line which does not abut a street.
- (b) Shall not exceed a height of 3.75 m (12.3 ft).

- (c) Together shall not exceed a lot coverage of 10%.

605.8 Accessory Off-Street Parking

Accessory Off-Street Parking:

- (a) The parking area shall occupy not more than 30% of the surface of the lot area.

- (b) No portion of any parking area or driveway surface for an attached housing or apartment use shall be located within 3.0 m (9.8 ft) of any window provided in a habitable room.
- (c) Any lighting used to illuminate a parking area or parking garage shall be so arranged that all direct rays of light are reflected upon the parking area or parking garage and not on any adjoining premises.
- d) The parking area for an apartment use shall not be permitted within 7.5 m (24.6 ft) of a front lot line or a rear lot line which abuts a street, or within 3.0 m (9.8 ft) of an exterior side lot line.

605.9 Minimum Lot Size

Minimum Lot Size:

No land shall be subdivided into lots having a width or an area less than:

- a) Standard Lot
 - width 30 m (98.4 ft)
 - area 1200 m² (12917 ft²)
- b) Panhandle Lot
 - not permitted

605.10 General


General:

The relevant provisions of Sections 5, 6, 7, and Schedule B and F of this bylaw shall apply.

610.1 Uses Permitted

Uses Permitted:

- (a) Apartment
- (b) Attached Housing
- (c) Home Occupation Office and Daycare for preschool children
- (d) Accessory Buildings and Structures



- (b) 12.0 m (39.4 ft) from the center of all windows in a habitable room other than a living room.
- (c) 6.0 m (19.7 ft) from the center of all other windows, from walls, and from outside corners of buildings for an attached housing use and 12.0 m (39.3 ft) for an apartment use.

610.2 Lot Coverage

Lot Coverage:

The maximum coverage of all buildings and structures shall be 35% of the lot area.

610.3 Density

Density:

The maximum density shall be one dwelling unit per 275 m² (2960 ft²) of lot area.

610.4 Open Space Areas

Open Space Areas:

Open Space areas shall be provided as follows:

- (a) A continuous landscape area, which may include outdoor recreation areas equal to 5% of the total site area shall be provided and located:
 - (i) outside the required building setback area;
 - (ii) outside the required parking area.
- (b) The 5% open space requirement shall be reduced 1% for every 1% that the lot coverage is less than the maximum permitted.

610.5 Building Separation

Building Separation:

Where one wall faces another wall of the same building or of another building on the same lot, buildings and structures shall be sited to provide a continuous 90 degree horizontal arc unencumbered by buildings on the same lot of a radius not less than:

- (a) 15.0 m (49.2 ft) from the center of all windows in a living room.

610.6 Building and Structures for Attached Housing and Apartments

Building and Structures for Attached Housing and Apartments:

- (a) Shall be sited not less than:
 - (i) 7.5 m (24.6 ft) from any lot line which abuts a street.
 - (ii) 7.5 m (24.6 ft) from an interior side lot line.
 - (iii) 10.5 m (34.5 ft) from a rear lot line which does not abut a street.
- (b) Shall not exceed a height of 7.5 m (24.6 ft) for an attached housing use and a height of 9.0 m (29.5 ft) for an apartment use.

610.7 Accessory Buildings and Structures

Accessory Buildings and Structures:

- (a) Shall be sited not less than:
 - (i) 7.5 m (24.6 ft) from any lot line which abuts a street.
 - (ii) 1.5 m (4.9 ft) from an interior side lot line and a rear lot line which does not abut a street.

- (b) Shall not exceed a height of 3.75 m (12.3 ft).

- (c) Together shall not exceed a lot coverage of 10%.

610.8 Accessory Off-Street Parking

Accessory Off-Street Parking:

- (a) The parking area shall occupy not more than 30% of the surface of the lot area.

- (b) No portion of any parking area or driveway surface for an attached housing or apartment use shall be located within 3.0 m (9.8 ft) of any window provided in a habitable room.
- (c) Any lighting used to illuminate a parking area or parking garage shall be so arranged that all direct rays of light are reflected upon the parking area or parking garage and not on any adjoining premises.
- d) The parking area for an apartment use shall not be permitted within 7.5 m (24.6 ft) of a front lot line or a rear lot line which abuts a street, or within 3.0 m (9.8 ft) of an exterior side lot line.

610.9 Minimum Lot Size

Minimum Lot Size:

No land shall be subdivided into lots having a width or an area less than:

- a) Standard
 - width 30 m (98.4 ft)
 - area 900 m² (9688 ft²)
- b) Panhandle Lot
 - not permitted

605.10 General


General:

The relevant provisions of Sections 5, 6, 7, and Schedule B and F of this bylaw shall apply.

615.1 Uses Permitted

Uses Permitted:

- (a) Apartment
- (b) Attached Housing
- (c) Home Occupation Office and Daycare for preschool children
- (d) Accessory Buildings and Structures



- (a) 15.0 m (49.2 ft) from the center of all windows in a living room.
- (b) 12.0 m (39.4 ft) from the center of all windows in a habitable room other than a living room.
- (c) 6.0 m (19.7 ft) from the center of all other windows, from walls, and from outside corners of buildings for an attached housing use and 12.0 m (39.3 ft) for an apartment use.

615.2 Lot Coverage

Lot Coverage:

The maximum coverage of all buildings and structures shall be 35% of the lot area.

615.3 Density

Density:

- (a) The maximum density shall be one dwelling unit per 175 m² (1883 ft²) of lot area.
- (b) Buildings and structures for an attached housing use and an apartment use shall not exceed a floor space ratio of 0.55.

615.4 Open Space Areas

Open Space Areas:

Open Space areas shall be provided as follows:

- (a) A continuous landscape area, which may include outdoor recreation areas equal to 5% of the total site area shall be provided and located:
 - (i) outside the required building setback area;
 - (ii) outside the required parking area.
- (b) The 10% open space requirement shall be reduced 1% for every 1% that the lot coverage is less than the maximum permitted.

615.5 Building Separation

Building Separation:

Where one wall faces another wall of the same building or of another building on the same lot, buildings and structures shall be sited to provide a continuous 90 degree horizontal arc unencumbered by buildings on the same lot of a radius not less than:

615.6 Building and Structures for Attached Housing and Apartments

Building and Structures for Attached Housing and Apartments:

- (a) Shall be sited not less than:
 - (i) 7.5 m (24.6 ft) from any lot line which abuts a street.
 - (ii) 7.5 m (24.6 ft) from an interior side lot line.
 - (iii) 10.5 m (34.5 ft) from a rear lot line which does not abut a street.
- (b) Shall not exceed a height of 7.5 m (24.6 ft) for an attached housing use and a height of 9.0 m (29.5 ft) for an apartment use.

615.7 Accessory Buildings and Structures

Accessory Buildings and Structures:

- (a) Shall be sited not less than:
 - (i) 7.5 m (24.6 ft) from any lot line which abuts a street.
 - (ii) 1.5 m (4.9 ft) from an interior side lot line and a rear lot line which does not abut a street.
- (b) Shall not exceed a height of 3.75 m (12.3 ft).
- (c) Together shall not exceed a lot coverage of 10%.

615.8 Accessory Off-Street Parking

Accessory Off-Street Parking:

- (a) The parking area shall occupy not more than 30% of the surface of the lot area.

- (b) No portion of any parking area or driveway surface for an attached housing or apartment use shall be located within 3.0 m (9.8 ft) of any window provided in a habitable room.
- (c) Any lighting used to illuminate a parking area or parking garage shall be so arranged that all direct rays of light are reflected upon the parking area or parking garage and not on any adjoining premises.
- (d) The parking area for an apartment use shall not be permitted within 7.5 m (24.6 ft) of a front lot line or a rear lot line which abuts a street, or within 3.0 m (9.8 ft) of an exterior side lot line.

615.9 Minimum Lot Size

Minimum Lot Size:

No land shall be subdivided into lots having a width or an area less than:

- (a) Standard Lot
 - width 30 m (98.4 ft)
 - area 900 m² (9688 ft²)
- (b) Panhandle Lot
 - not permitted

615.10 General


General:

The relevant provisions of Sections 5, 6, 7, and Schedule B and F of this bylaw shall apply.

620.1 Uses Permitted

Uses Permitted:

- (a) Apartment
- (b) Attached Housing
- (c) Congregate Housing
- (d) Home Occupation Office and Daycare for preschool children
- (e) Accessory Buildings and Structures



- (a) 15.0 m (49.2 ft) from the center of all windows in a living room.
- (b) 12.0 m (39.4 ft) from the center of all windows in a habitable room other than a living room.
- (c) 6.0 m (19.7 ft) from the center of all other windows, from walls, and from outside corners of buildings for an attached housing use and 12.0 m (39.3 ft) from an apartment use or a congregate housing use.

620.2 Lot Coverage

Lot Coverage:

The maximum coverage of all buildings and structures shall be 35% of the lot area.

620.3 Density

Density:

- (a) The maximum density shall be one dwelling unit per 115 m² (1238 ft²) of lot area.
- (b) Buildings and structures for an attached housing, apartments, or congregate housing shall not exceed a Floor Space Ratio of 0.85.

620.4 Open Space Areas

Open Space Areas:

Open Space areas shall be provided as follows:

- (a) A continuous landscape area, which may include outdoor recreation areas equal to 10% of the total site area shall be provided and located:
 - (i) outside the required building setback area;
 - (ii) outside the required parking area.
- (b) The 10% open space requirement shall be reduced 1% for every 1% that the lot coverage is less than the maximum permitted.

620.5 Building Separation

Building Separation:

Where one wall faces another wall of the same building or of another building on the same lot, buildings and structures shall be sited to provide a continuous 90 degree horizontal arc unencumbered by buildings on the same lot of a radius not less than:

620.6 Building and Structures for Apartment, Attached Housing or Congregate Housing

Building and Structures for Apartment, Attached Housing or Congregate Housing:

- (a) Shall be sited not less than:
 - (i) 7.5 m (24.6 ft) from any lot line which abuts a street.
 - (ii) 7.5 m (24.6 ft) from an interior side lot line.
 - (iii) 10.5 m (34.5 ft) from a rear lot line which does not abut a street.
- (b) Shall not exceed a height of 9.0 m (29.5 ft).
- (c) Shall not have more than four levels of usable space of which not more than three may be designed for human habitation. If a level of usable space designed for other than human habitation comprises one of four levels of usable space, the ceilings of such level of usable space shall not be above the average elevation of the natural grade of the lot or lots on which the building is constructed.
- (d) Shall not exceed a horizontal width of 55.0 m (180.4 ft).

620.7 Accessory Buildings and Structures

Accessory Buildings and Structures:

- (a) Shall be sited not less than:
 - (i) 7.5 m (24.6 ft) from any lot line which abuts a street.
 - (ii) 1.5 m (4.9 ft) from an interior side lot line and a rear lot line which does not abut a street.
- (b) Shall not exceed a height of 3.75 m (12.3 ft).
- (c) Together shall not exceed a lot coverage of 10%.

620.8 Accessory Off-Street Parking

Accessory Off-Street Parking:

- (a) The parking area shall occupy not more than 30% of the surface of the lot area.
- (b) No portion of any parking area or driveway surface for an attached housing, or apartment use, or a congregate housing use shall be located within 3.0 m (9.8 ft) of any window provided in a habitable room.
- (c) Any lighting used to illuminate a parking area or parking garage shall be so arranged that all direct rays of light are reflected upon the parking area or parking garage and not on any adjoining premises.
- (d) The parking area for an apartment use or a congregate housing use shall not be permitted within 7.5 m (24.6 ft) of a front lot line or a rear lot line which abuts a street, or within 3.0 m (9.8 ft) of an exterior side lot line.

620.9 Minimum Lot Size

Minimum Lot Size:

No land shall be subdivided into lots having a width or an area less than:

- a) Standard Lot
 - width 30 m (98.4 ft)
 - area 900 m² (9688 ft²)
- b) Panhandle Lot
 - not permitted

620.10 General

General:

The relevant provisions of Sections 5, 6, 7, and Schedule B and F of this bylaw shall apply.

625.1 Uses Permitted

Uses Permitted:

- (a) Apartment
- (b) Attached Housing
- (c) Congregate Housing
- (d) Home Occupation Office and Daycare for preschool children
- (e) Accessory Buildings and Structures

← B. 9163 2012

625.2 Lot Coverage

Lot Coverage:

The maximum coverage of all buildings and structures shall be 35% of the lot area.

625.3 Density

Density:

Buildings and structures for an attached housing use, an apartment, or congregate housing shall not exceed a Floor Space Ratio of 1.20.

625.4 Open Space Areas

Open Space Areas:

Open Space areas shall be provided as follows:

- (a) A continuous landscape area, which may include outdoor recreation areas equal to 10% of the total side area shall be provided and located:
 - (i) outside the required building setback area;
 - (ii) outside the required parking area.
- (b) The 10% open space requirement shall be reduced 1% for every 1% that the lot coverage is less than the maximum permitted.

625.5 Building Separation

Building Separation:

Where one wall faces another wall of the same building or of another building on the same lot, buildings and structures shall be sited to provide a continuous 90 degree horizontal arc unencumbered

by buildings on the same lot of a radius not less than:

- (a) 15.0 m (49.2 ft) from the center of all windows in a living room.
- (b) 12.0 m (39.4 ft) from the center of all windows in a habitable room other than a living room.
- (c) 6.0 m (19.7 ft) from the center of all other windows, from walls, and from outside corners of buildings for an attached housing use and 12.0 m (39.3 ft) for an apartment use or a congregate housing use.

625.6 Building and Structures for Apartment, Attached Housing, or Congregate Housing

Building and Structures for Apartment, Attached Housing, or Congregate Housing:

- (a) Shall be sited not less than:
 - (i) 7.5 m (24.6 ft) from any lot line which abuts a street.
 - (ii) 7.5 m (24.6 ft) from an interior side lot line.
 - (iii) 10.5 m (34.5 ft) from a rear lot line which does not abut a street.
- (b) Shall not exceed a height of 7.5 m (24.6 ft) for an attached housing use and a height of 11.5 m (37.7 ft) for an apartment use or congregate housing use.
- (c) Shall not have more than five levels of usable space of which not more than the four may be designed for human habitation. If a level of usable space designed for other than human habitation comprises one of five levels of usable space, the ceilings of such level of usable space shall not be above the average elevation of the natural grade of the lot or lots on which the building is to be constructed.
- (d) Shall not exceed a horizontal width of 55.0 m (180.4 ft).

625.7 Accessory Buildings and Structures

Accessory Buildings and Structures:

- (a) Shall be sited not less than:
 - (i) 7.5 m (24.6 ft) from any lot line which abuts a street.
 - (ii) 1.5 m (4.9 ft) from an interior side lot line and a rear lot line which does not abut a street.
- (b) Shall not exceed a height of 3.75 m (12.3 ft).
- (c) Together shall not exceed a lot coverage of 10%.

625.8 Accessory Off-Street Parking

Accessory Off-Street Parking:

- (a) The parking area shall occupy not more than 30% of the surface of the lot area.
- (b) No portion of any parking area or driveway surface for an attached housing, or apartment use, or a congregate housing use shall be located within 3.0 m (9.8 ft) of any window provided in a habitable room.
- (c) Any lighting used to illuminate a parking area or parking garage shall be so arranged that all direct rays of light are reflected upon the parking area or parking garage and not on any adjoining premises.
- (d) The parking area for an apartment use or a congregate housing use shall not be permitted within 7.5 m (24.6 ft) of a front lot line or a rear lot line which abuts a street, or within 3.0 m (9.8 ft) of an exterior side lot line.

625.9 Minimum Lot Size

Minimum Lot Size:

No land shall be subdivided into lots having a width or an area less than:

- a) Standard Lot
 - width 30 m (98.4 ft)
 - area 900 m² (9688 ft²)
- b) Panhandle Lot
 - not permitted

625.10 General

General:

The relevant provisions of Sections 5, 6, 7, and Schedule B and F of this bylaw shall apply.

RA *Zones*




This page intentionally left blank.

701.1 Uses Permitted

Uses Permitted:

- (a) Apartment
- (b) Congregate Housing
- (c) Home Occupation Office and Daycare for preschool children
- (d) Accessory Buildings and Structures



continuous 90 degree horizontal arc unencumbered by buildings on the same lot of a radius not less than:

- (a) 15.0 m (49.2 ft) from the centre of all windows in a living room.
- (b) 12.0 m (39.4 ft) from the centre of all windows in a habitable room other than a living room.
- (c) 12.0 m (39.4 ft) from the centre of all other windows, from walls, and from outside corners of buildings.

701.2 Lot Coverage

Lot Coverage:

The maximum coverage of all buildings and structures shall be 35% of the lot area.

701.3 Density

Density:

- (a) The maximum density shall be one dwelling unit per 185 m² (1991 ft²) of lot area.
- (b) Buildings and structures for an apartment use or a congregate housing use shall not exceed a Floor Space Ratio of 0.55.

701.4 Open Space Areas

Open Space Areas:

Open Space areas shall be provided as follows:

- (a) A continuous landscape area, which may include outdoor recreation areas equal to 10% of the total site area shall be provided and located:
 - (i) outside the required building setback area;
 - (ii) outside the required parking area.
- (b) The 10% open space requirement shall be reduced 1% for every 1% that the lot coverage is less than the maximum permitted.

701.5 Building Separation

Building Separation:

Where one wall faces another wall of the same building or of another building on the same lot, buildings and structures shall be sited to provide a

701.6 Building and Structures for Apartment or Congregate Housing

Building and Structures for Apartment or Congregate Housing:

- (a) Shall be sited not less than:
 - (i) 7.5 m (24.6 ft) from any lot line which abuts a street.
 - (ii) 7.5 m (24.6 ft) from an interior side lot line.
 - (iii) 10.5 m (34.5 ft) from a rear lot line which does not abut a street.
- (b) Shall not exceed a height of 7.5 m (24.6 ft).

701.7 Accessory Buildings and Structures

Accessory Buildings and Structures:

- (a) Shall be sited not less than:
 - (i) 7.5 m (24.6 ft) from any lot line which abuts a street.
 - (ii) 1.5 m (4.9 ft) from an interior side lot line and a rear lot line which does not abut a street.
- (b) Shall not exceed a height of 3.75 m (12.3 ft).
- (c) Together shall not exceed a lot coverage of 10%.

701.8 Accessory Off-Street Parking

Accessory Off-Street Parking:

- (a) The parking area shall occupy not more than 30% of the surface of the lot area.
- (b) No portion of any parking area or driveway surface shall be located within 3.0 m (9.8 ft) of any window provided in a habitable room.
- (c) Any lighting used to illuminate a parking area or parking garage shall be so arranged that all direct rays of light are reflected upon the parking area or parking garage and not on any adjoining premises.
- (d) The parking area for an apartment use or a congregate housing use shall not be permitted within 7.5 m (24.6 ft) of a front lot line or a rear lot line which abuts a street, or within 3.0 m (9.8 ft) of an exterior side lot line.

701.9 General


General:

The relevant provisions of Sections 5, 6, 7, and Schedule B and F of this bylaw shall apply.

705.3 Uses Permitted

Uses Permitted:

- (a) Apartment
- (b) Congregate Housing
- (c) Home Occupation Office and Daycare for preschool children
- (d) Accessory Buildings and Structures



- (a) 15.0 m (49.2 ft) from the centre of all windows in a living room.
- (b) 12.0 m (39.4 ft) from the centre of all windows in a habitable room other than a living room.
- (c) 12.0 m (39.4 ft) from the centre of all other windows, from walls, and from outside corners of buildings.

705.2 Lot Coverage

Lot Coverage:

The maximum coverage of all buildings and structures shall be 35% of the lot area.

705.3 Density

Density:

- (a) The maximum density shall be one dwelling unit per 125 m² (1345 ft²) of lot area.
- (b) Buildings and structures for an apartment use or congregate housing use shall not exceed a Floor Space Ratio of 0.85.

705.4 Open Space Areas

Open Space Areas:

Open Space areas shall be provided as follows:

- (a) A continuous landscape area, which may include outdoor recreation areas equal to 10% of the total site area shall be provided and located:
 - (i) outside the required building setback area;
 - (ii) outside the required parking area.
- (b) The 10% open space requirement shall be reduced 1% for every 1% that the lot coverage is less than the maximum permitted.

705.5 Building Separation

Building Separation:

Where one wall faces another wall of the same building or of another building on the same lot, buildings and structures shall be sited to provide a continuous 90 degree horizontal arc unencumbered by buildings on the same lot of a radius not less than:

705.6 Building and Structures for Apartment or Congregate Housing

Building and Structures for Apartment or Congregate Housing :

- (a) Shall be sited not less than:
 - (i) 7.5 m (24.6 ft) from any lot line which abuts a street.
 - (ii) 7.5 m (24.6 ft) from an interior side lot line.
 - (iii) 10.5 m (34.5 ft) from a rear lot line which does not abut a street.
- (b) Shall not exceed a height of 9.0 m (29.5 ft).
- (c) Shall not have more than four levels of usable space of which not more than three may be designed for human habitation. If a level of usable space designed for other than human habitation comprises one of four levels of usable space, the ceilings of such level of usable space shall not be above the average elevation of the natural grade of the lot or lots on which the building is constructed.
- (d) Shall not exceed a horizontal width of 55.0 m (180.4 ft).

705.7 Accessory Buildings and Structures

Accessory Buildings and Structures:

- (a) Shall be sited not less than:
 - (i) 7.5 m (24.6 ft) from any lot line which abuts a street.
 - (ii) 1.5 m (4.9 ft) from an interior side lot line and a rear lot line which does not abut a street.

- (b) Shall not exceed a height of 3.75 m (12.3 ft).
- (c) Together shall not exceed a lot coverage of 10%.

705.8 Accessory Off-Street Parking

Accessory Off-Street Parking:

- (a) The parking area shall occupy not more than 30% of the surface of the lot area.
- (b) No portion of any parking area or driveway surface shall be located within 3.0 (9.8 ft) of any window provided in a habitable room.
- (c) Any lighting used to illuminate a parking area or garage shall be so arranged that all direct rays of light are reflected upon the parking area or parking garage and not on any adjoining premises.
- (d) The parking area for an apartment use or a congregate housing use shall not be permitted within 7.5 m (24.6 ft) of a front lot line or a rear lot line which abuts a street, or within 3.0 m (9.8 ft) of an exterior side lot line.

705.9 General


General:

The relevant provisions of Sections 5, 6, 7, and Schedule B and F of this bylaw shall apply.

710.1 Use Permitted

Use Permitted:

- (a) Apartment
- (b) Congregate Housing
- (c) Home Occupation Office and Daycare for preschool children
- (d) Accessory Buildings and Structures



- (a) 15.0 (49.2 ft) from the centre of all windows in a living room.
- (b) 12.0 m (39.4 ft) from the centre of all windows in a habitable room other than a living room.
- (c) 12.0 m (39.4 ft) from the centre of all other windows, from walls, and from outside corners of buildings.

710.2 Lot Coverage

Lot Coverage:

The maximum coverage of all buildings and structures together shall be 35% of the lot area.

710.3 Density

Density:

Buildings and structures for an apartment use or congregate housing use shall not exceed a Floor Space Ratio of 1.20.

710.4 Open Space Areas

Open Space Areas:

Open Space areas shall be provided as follows:

- (a) A continuous landscape area, which may include outdoor recreation areas equal to 10% of the total site area shall be provided and located:
 - (i) outside the required building setback area;
 - (ii) outside the required parking area.
- (b) The 10% open space requirement shall be reduced 1% for every 1% that the lot coverage is less than the maximum permitted.

710.5 Building Separation

Building Separation:

Where one wall faces another wall of the same building or of another building on the same lot, buildings and structures shall be sited to provide a continuous 90 degree horizontal arc unencumbered by buildings on the same lot of a radius not less than:

710.6 Buildings and Structures for Apartment or Congregate Housing

Buildings and Structures for Apartment or Congregate Housing:

- (a) Shall be sited not less than:
 - (i) 7.5 m (24.6 ft) from any lot line which abuts a street.
 - (ii) 7.5 m (24.6 ft) from an interior side lot line.
 - (iii) 12.0 m (39.4 ft) from a rear lot line which does not abut a street.
- (b) Shall not exceed a height of 11.5 m (37.7 ft).
- (c) Shall have not more than five levels of usable space of which not more than four may be designed for human habitation. If a level of usable space designed for other than human habitation comprises one of five levels of usable space, the ceiling of such level of usable space shall not be above the average elevation of the natural grade of the lot or lots on which the building is to be constructed.
- (d) Shall not exceed a horizontal width of 55.0 m (180.4 ft).

710.7 Accessory Buildings and Structures

Accessory Buildings and Structures:

- (a) Shall be sited not less than:
 - (i) 7.5 m (24.6 ft) from any lot line which abuts a street.
 - (ii) 1.5 m (4.9 ft) from an interior side lot line and a rear lot line which does not abut a street.

- (b) Shall not exceed a height of 3.75 m (12.3 ft).
- (c) Together shall not exceed a lot coverage of 10%.

710.8 Accessory Off-Street Parking

Accessory Off-Street Parking:

- (a) The parking area shall occupy not more than 30% of the surface of the lot area.
- (b) No portion of any parking area or driveway surface shall be located within 3.0 m (9.8 ft) of any window provided in a habitable room.
- (c) Any lighting used to illuminate a parking area or parking garage shall be so arranged that all direct rays of light are reflected upon the parking area or parking garage and not on any adjoining premises.
- (d) The parking area for an apartment use or a congregate housing use shall not be permitted within 7.5 m (24.6 ft) of a front lot line or a rear lot line which abuts a street, or within 3.0 m (9.8 ft) of an exterior side lot line.

710.9 General


General:

The relevant provisions of Sections 5, 6, 7, and Schedule B and F of this bylaw shall apply.

715.1 Uses Permitted

Uses Permitted:

- (a) Apartment
- (b) Congregate Housing
- (c) Home Occupation Office and Daycare for preschool children
- (d) Accessory Buildings and Structures



- (a) 15.0 m (49.2 ft) from the centre of all windows in a living room.
- (b) 12.0 m (39.4 ft) from the centre of all windows in a habitable room other than a living room.
- (c) 12.0 m (39.4 ft) from the centre of all other windows, from walls, and from outside corners of buildings.

715.2 Lot Coverage

Lot Coverage:

The maximum coverage of all buildings and structures shall be 35% of the lot area.

715.3 Density

Density:

- (a) The maximum density shall be one dwelling unit per 125 m² (1345 ft²) of lot area.
- (b) Buildings and structures for an apartment use or congregate housing use shall not exceed a Floor Space Ratio of 1.00.

715.4 Open Space Areas

Open Space Areas:

Open Space areas shall be provided as follows:

- (a) A continuous landscape area, which may include outdoor recreation areas equal to 10% of the total site area shall be provided and located:
 - (i) outside the required building setback area;
 - (ii) outside the required parking area.
- (b) The 10% open space requirement shall be reduced 1% for every 1% that the lot coverage is less than the maximum permitted.

715.5 Building Separation

Building Separation:

Where one wall faces another wall of the same building or of another building on the same lot, buildings and structures shall be sited to provide a continuous 90 degree horizontal arc unencumbered by buildings on the same lot of a radius not less than:

715.6 Buildings and Structures for Apartment or Congregate Housing

Buildings and Structures for Apartment or Congregate Housing:

- (a) Shall be sited not less than:
 - (i) 7.5 m (24.6 ft) from any lot line which abuts a street.
 - (ii) 7.5 m (24.6 ft) from an interior side lot line.
 - (iii) 10.5 m (34.5 ft) from a rear lot line which does not abut a street.
- (b) Shall not exceed a height of 9.0 m (29.5 ft).
- (c) Shall not have more than four levels of usable space of which not more than three may be designed for human habitation. If a level of usable space designed for other than human habitation comprises one of four levels of usable space, the ceilings of such level of usable space shall not be above the average elevation of the natural grade of the lot or lots on which the building is constructed.
- (d) Shall not exceed a horizontal width of 55.0 m (180.4 ft).

715.7 Accessory Buildings and Structures

Accessory Buildings and Structures:

- (a) Shall be sited not less than:
 - (i) 7.5 m (24.6 ft) from any lot line which abuts a street.
 - (ii) 1.5 m (4.9 ft) from an interior side lot line and a rear lot line which does not abut a street.

- (b) Shall not exceed a height of 3.75 m (12.3 ft).
- (c) Together shall not exceed a lot coverage of 10%.

715.8 Accessory Off-Street Parking

Accessory Off-Street Parking:

- (a) The parking area shall occupy not more than 30% of the surface of the lot area.
- (b) No portion of any parking area or driveway surface shall be located within 3.0 m (9.8 ft) of any window provided in a habitable room.
- (c) Any lighting used to illuminate a parking area or parking garage shall be so arranged that all direct rays of light are reflected upon the parking area or parking garage and not on any adjoining premises.
- (d) The parking area for an apartment use or a congregate housing use shall not be permitted within 7.5 m (24.6 ft) of a front lot line or a rear lot line which abuts a street, or within 3.0 m (9.8 ft) of an exterior side lot line.

715.9 General


General:

The relevant provisions of Section 5, 6, 7, and Schedule B and F of this bylaw shall apply.

720.1 Uses Permitted

Uses Permitted:

- (a) Apartment
- (b) Congregate Housing
- (c) Home Occupation Office and Daycare for preschool children
- (d) Accessory Buildings and Structures



- (a) 15.0 m (49.2 ft) from the centre of all windows in the living room.
- (b) 12.0 m (39.4 ft) from the centre of all windows in a habitable room other than a living room.
- (c) 12.0 m (39.4 ft) from the centre of all other windows, from walls, and from outside corners of buildings.

720.2 Lot Coverage

Lot Coverage:

The maximum coverage of all buildings and structures shall be 35% of the lot area.

720.3 Density

Density:

Buildings and structures for an apartment use or congregate housing use shall not exceed a Floor Space Ratio of 1.20 except that where at least 80% of the required parking is concealed parking, the Floor Space Ratio may be increased to 1.40.

720.4 Open Space Areas

Open Space Areas:

Open Space areas shall be provided as follows:

- (a) A continuous landscape area, which may include outdoor recreation areas equal to 10% of the total site area shall be provided and located:
 - (i) outside the required building setback area;
 - (ii) outside the required parking area.
- (b) The 10% open space requirement shall be reduced 1% for every 1% that the lot coverage is less than the maximum permitted.

720.5 Building Separation

Building Separation :

Where one wall faces another wall of the same building or of another building on the same lot, buildings and structures shall be sited to provide a continuous 90 degree horizontal arc unencumbered by buildings on the same lot of a radius not less than:

720.6 Buildings and Structures for Apartment or Congregate Housing

Buildings and Structures for Apartment or Congregate Housing:

- (a) Shall be sited not less than:
 - (i) 7.5 m (24.6 ft) from any lot line which abuts a street.
 - (ii) 7.5 m (24.6 ft) from an interior side lot line.
 - (iii) 12.0 m (39.4 ft) from a rear lot line.
- (b) Shall not exceed a height of 11.5 m (37.7 ft).
- (c) Shall not have more than five levels of usable space of which not more than four may be designed for human habitation. If a level of usable space designed for other than human habitation comprises one of five levels of usable space, the ceilings of such level of usable space shall not be above the average elevation of the natural grade of the lot or lots on which the building is constructed.
- (d) Shall not exceed a horizontal width of 55.0 m (180.4 ft).

720.7 Accessory Buildings and Structures

Accessory Buildings and Structures:

- (a) Shall be sited not less than:
 - (i) 7.5 m (24.6 ft) from any lot line which abuts a street.
 - (ii) 1.5 m (4.9 ft) from an interior side lot line and a rear lot line which does not abut a street.

- (b) Shall not exceed a height of 3.75 m (12.3 ft).
- (c) Together shall not exceed a lot coverage of 10%.

720.8 Accessory Off-Street Parking

Accessory Off-Street Parking:

- (a) The parking area shall occupy not more than 30% of the surface of the lot area.
- (b) No portion of any parking area or driveway surface shall be located within 3.0 m (9.8 ft) of any window provided in a habitable room.
- (c) Any lighting used to illuminate a parking area or parking garage shall be so arranged that all direct rays of light are reflected upon the parking area or parking garage and not on any adjoining premises.
- (d) The parking area for an apartment use or a congregate housing use shall not be permitted within 7.5 m (24.6 ft) of a front lot line or a rear lot line which abuts a street, or within 3.0 m (9.8 ft) of an exterior side lot line.

720.9 General

General:

The relevant provisions of Sections 5, 6, 7, and Schedule B and F of this bylaw shall apply.


725.1 Uses Permitted

Uses Permitted:

- (a) Apartment
- (b) Congregate Housing
- (c) Retail Sales of Goods and Services
- (d) Office
- (e) Restaurant
- (f) Personal Services
- (g) Home Occupation Office and Daycare for preschool children
- (h) Accessory Buildings and Structures

by buildings on the same lot of a radius not less than:

- (a) 15.0 m (49.2 ft) from the centre of all windows in the living room.
- (b) 12.0 m (39.4 ft) from the centre of all windows in a habitable room other than a living room.
- (c) 12.0 m (39.4 ft) from the centre of all other windows, from walls, and from outside corners of buildings.



725.2 Lot Coverage

Lot Coverage:

The maximum coverage of all buildings and structures shall be 35% of the lot area.

725.3 Density

Density:

- (a) The maximum density for all uses shall not exceed a Floor Space Ratio of 1.50.
- (b) The total Gross Floor Area devoted to all commercial uses shall not exceed 110 m².

725.4 Open Space Areas

Open Space Areas:

Open Space areas shall be provided as follows:

- (a) A continuous landscape area, which may include outdoor recreation areas equal to 10% of the total site area shall be provided and located:
 - (i) outside the required building setback area;
 - (ii) outside the required parking area.

725.5 Building Separation

Building Separation:

Where one wall faces another wall of the same building or of another building on the same lot, buildings and structures shall be sited to provide a continuous 90 degree horizontal arc unencumbered

725.6 Buildings and Structures for Apartment or Congregate Housing

Buildings and Structures for Apartments and Congregate Housing:

- (a) Shall be sited not less than:
 - (i) 7.5 m (24.6 ft) from any lot line which abuts a street.
 - (ii) 7.5 m (24.6 ft) from an interior side lot line.
 - (iii) 12.0 m (39.4 ft) from a rear lot line.
- (b) Shall not exceed a height of 16 m (52.49 ft).
- (c) Commercial uses shall be confined to the principle building and shall be located in the first storey only.

725.7 Accessory Buildings and Structures

Accessory Buildings and Structures:

- (a) Shall be sited not less than:
 - (i) 7.5 m (24.6 ft) from any lot line which abuts a street.
 - (ii) 1.5 m (4.9 ft) from an interior side lot line and a rear lot line which does not abut a street.
- (b) Shall not exceed a height of 3.75 m (12.3 ft).
- (c) Together shall not exceed a lot coverage of 10%.

725.8 Accessory Off-Street Parking

Accessory Off-Street Parking:

- (a) The parking area shall occupy not more than 30% of the surface of the lot area.
- (b) No portion of any parking area or driveway surface shall be located within 3.0 m (9.8 ft) of any window provided in a habitable room.
- (c) Any lighting used to illuminate a parking area or parking garage shall be so arranged that all direct rays of light are reflected upon the parking area or parking garage and not on any adjoining premises.
- (d) The parking area for an apartment use or a congregate housing use shall not be permitted within 7.5 m (24.6 ft) of a front lot line or a rear lot line which abuts a street, or within 3.0 m (9.8 ft) of an exterior side lot line.

725.9 General


General:

The relevant provisions of Sections 5, 6, 7, and Schedule B and F of this bylaw shall apply.

730.1 Uses Permitted

Uses Permitted:

- (a) Apartment
- (b) Congregate Housing
- (c) Home Occupation Office and Daycare for preschool children
- (d) Accessory Buildings and Structures



- (a) 15.0 m (49.2 ft) from the centre of all windows in the living room.
- (b) 12.0 m (39.4 ft) from the centre of all windows in a habitable room other than a living room.
- (c) 12.0 m (39.4 ft) from the centre of all other windows, from walls, and from outside corners of buildings.

730.2 Lot Coverage

Lot Coverage:

The maximum coverage of all buildings and structures shall be 50% of the lot area.

730.3 Density

Density:

Buildings and structures for an apartment use or congregate housing use shall not exceed a Floor Space Ratio of 1.50 except that where at least 80% of the required parking is concealed parking, the Floor Space Ratio may be increased to 1.70.

730.4 Open Space Areas

Open Space Areas:

Open Space areas shall be provided as follows:

- (a) A continuous landscape area, which may include outdoor recreation areas equal to 10% of the total site area shall be provided and located:
 - (i) outside the required building setback area;
 - (ii) outside the required parking area.
- (b) The 10% open space requirement shall be reduced 1% for every 1% that the lot coverage is less than the maximum permitted.

730.5 Building Separation

Building Separation :

Where one wall faces another wall of the same building or of another building on the same lot, buildings and structures shall be sited to provide a continuous 90 degree horizontal arc unencumbered by buildings on the same lot of a radius not less than:

730.6 Buildings and Structures for Apartment or Congregate Housing

Buildings and Structures for Apartment or Congregate Housing:

- (a) Shall be sited not less than:
 - (i) 7.5 m (24.6 ft) from any lot line which abuts a street.
 - (ii) 7.5 m (24.6 ft) from an interior side lot line.
 - (iii) 12.0 m (39.4 ft) from a rear lot line.
- (b) Shall not exceed a height of 11.5 m (37.7 ft).
- (c) Shall not have more than five levels of usable space of which not more than four may be designed for human habitation. If a level of usable space designed for other than human habitation comprises one of five levels of usable space, the ceilings of such level of usable space shall not be above the average elevation of the natural grade of the lot or lots on which the building is constructed.
- (d) Shall not exceed a horizontal width of 55.0 m (180.4 ft).

730.7 Accessory Buildings and Structures

Accessory Buildings and Structures:

- (a) Shall be sited not less than:
 - (i) 7.5 m (24.6 ft) from any lot line which abuts a street.
 - (ii) 1.5 m (4.9 ft) from an interior side lot line and a rear lot line which does not abut a street.

- (b) Shall not exceed a height of 3.75 m (12.3 ft).
- (c) Together shall not exceed a lot coverage of 10%.

730.8 Accessory Off-Street Parking

Accessory Off-Street Parking:

- (a) The parking area shall occupy not more than 30% of the surface of the lot area.
- (b) No portion of any parking area or driveway surface shall be located within 3.0 m (9.8 ft) of any window provided in a habitable room.
- (c) Any lighting used to illuminate a parking area or parking garage shall be so arranged that all direct rays of light are reflected upon the parking area or parking garage and not on any adjoining premises.
- (d) The parking area for an apartment use or a congregate housing use shall not be permitted within 7.5 m (24.6 ft) of a front lot line or a rear lot line which abuts a street, or within 3.0 m (9.8 ft) of an exterior side lot line.

730.9 General

General:

The relevant provisions of Sections 5, 6, 7, and Schedule B and F of this bylaw shall apply.

735.1 Uses Permitted

Uses Permitted:

- (a) Apartment
- (b) Congregate Housing
- (c) Home Occupation Office and Day Care for Children
- (d) Accessory Buildings and Structures

735.2 Lot Coverage

Lot Coverage:

- (a) The maximum coverage of all buildings and structures shall be 50% of the lot area.

735.3 Density

Density:

Buildings and Structures for an apartment use or congregate housing use shall not exceed a Floor Space Ratio of 1.50 except that where at least 80% of the required parking is concealed parking, the Floor Space Ratio may be increased to 1.70.

735.4 Open Space Area

Open Space Areas:

Open Space areas shall be provided as follows:

- (a) A continuous landscape area, which may include outdoor recreation areas equal to 10% of the total site area shall be provided and located:
 - (i) outside the required building setback area;
 - (ii) outside the required parking area.
- (b) The 10% open space requirement shall be reduced 1% for every 1% that the lot coverage is less than the maximum permitted.

735.5 Building Separation

Building Separation:

Where one wall faces another wall of the same building or of another building on the same lot, buildings and structures shall be sited to provide a continuous 90 degree horizontal arc unencumbered by buildings on the same lot of a radius not less than:

- (a) 15.0 m (49.2 ft) from the centre of all windows in the living room.
- (b) 12.0 m (39.4 ft) from the centre of all windows in a habitable room other than a living room.
- (c) 12.0 m (39.4 ft) from the centre of all other windows, from walls, and from outside corners of buildings.

735.6 Buildings and Structures for Apartment or Congregate Housing

Buildings and Structures for Apartment or Congregate Housing:

- (a) Shall be sited not less than:
 - (i) 6.0 m (19.7 ft) from any lot line which abuts a street;
 - (ii) 4.0 m (13.1 ft) from an interior side lot line;
 - (iii) 6.5 m (21.3 ft) from a rear lot line.
- (b) Shall not exceed a height of 13.0 m (42.7 ft).
- (c) Shall not have more than five levels of usable space of which not more than four may be designed for human habitation. If a level of usable space designed for other than human habitation comprises one of five levels of usable space, the ceilings of such level of usable space shall not be above the average elevation of the natural grade of the lot or lots on which the building is constructed.
- (d) Shall not exceed a horizontal width of 55.0 m (180.4 ft).

735.7 Accessory Buildings and Structures

Accessory Buildings and Structures:

- (a) Shall not be sited less than:
 - (i) 7.5 m (24.6 ft) from any lot line which abuts a street;
 - (ii) 1.5 m (4.9 ft) from an interior side lot line and a rear lot line which does not abut a street.
- (b) Shall not exceed a height of 3.75 m (12.3 ft).
- (c) Together shall not exceed a lot coverage of 10%

735.8 Accessory Off Street Parking

Accessory Off-Street Parking:

- (a) The parking area shall occupy not more than 30% of the surface of the lot area.
- (b) No portion of any parking area or driveway surface shall be located within 3.0 m (9.8 ft) of any window provided in a habitable room.
- (c) Any lighting used to illuminate a parking area or parking garage shall be so arranged that all direct rays of light are reflected upon the parking area or parking garage and not on any adjoining premises.
- (d) The parking area for an apartment use or a congregate housing use shall not be permitted within 7.5 m (24.6 ft) of a front lot line or a rear lot line which abuts a street, or within 3.0 m (9.8 ft) of an exterior side lot line.

735.9 General

General:

The relevant provisions of Sections 5, 6, 7 and Schedule B and F of this Bylaw shall apply.

740.1 Uses Permitted

Uses permitted:

- (a) Apartment
- (b) Attached Housing
- (c) Congregate Housing
- (d) Home Occupation Office and Day Care for preschool children
- (e) Accessory Buildings and Structures

740.2 Lot Coverage

Lot Coverage:

- (a) The maximum coverage of all buildings and structures shall not exceed 50% of the lot area.

740.3 Density

Density:

Buildings and Structures for an apartment use or congregate housing use shall not exceed a Floor Space Ratio of 1.7 except that where at least 80% of the required parking is located within a parking structure below grade, the Floor Space Ratio may be increased to 1.9.

740.4 Buildings and Structures for Apartment or Congregate Housing

Buildings and Structures for Apartment or Congregate Housing:

- (a) Shall be sited not less than:
 - (i) 5.0 m from any lot line which abuts a street.
 - (ii) 5.0 m from an interior side lot line.
 - (iii) 7.5 m from a rear lot line.
- (b) Shall not exceed a height of 15.0 m.
- (c) Shall not exceed a horizontal width of 55.0 m.

740.5 Buildings and Structures for Attached Housing

Buildings and Structures for Attached Housing:

- (a) Shall be sited within the same building or structure providing apartment dwelling units; and
- (b) Each Attached Housing unit shall have its own principal access at ground level; and
- (c) Notwithstanding Section 2 (Definitions), each Attached Housing unit does not require an access from an entrance or hallway common to other units.

740.6 Accessory Buildings and Structures

Accessory Buildings and Structures

- (a) Shall be sited not less than:
 - (i) 5 m from any lot line which abuts a street;
 - (ii) 1.5 m from any lot line which does not abut a street.
- (b) Shall not exceed a height of 3.75 m.
- (c) Together shall not exceed a lot coverage of 10%

740.7 Accessory Off-Street Parking

Accessory Off-Street Parking:

- (a) The parking area shall occupy not more than 30% of the surface of the lot area.
- (b) No portion of any parking area or driveway surface shall be located within 3.0 m of any window provided in a habitable room.
- (c) Any lighting used to illuminate a parking area or parking garage shall be so arranged that all direct rays of light are reflected upon the parking area or parking garage and not on any adjoining premises.
- (d) The parking area for an apartment use or a congregate housing use shall not be permitted within 7.5 m of a front lot line or a rear lot line which abuts a street, or within 3.0 m of an exterior side lot line.
- (e) Notwithstanding Section 7.3 (Off-Street Parking), the number of off-street parking spaces required for Attached Housing shall be 1.5 spaces per dwelling unit.

740.8 Bicycle Parking

Bicycle Parking:

Bicycle parking shall be provided in accordance with Table 7.4, except that where parking is provided for motor scooters the number of scooter parking spaces may be counted toward the bicycle parking requirement.


For the purpose of this section, motor scooter parking spaces must be secured, have electrical services for recharging, and have a minimum width of 1 m and length of 1.5 m.

740.9 General

General:

The relevant provisions of Sections 5, 6, 7 and Schedule B and F of this Bylaw shall apply.

745.1 Uses Permitted



Uses permitted:

- (a) Apartment
- (b) Congregate Housing
- (c) Home Occupation Office and Day Care for preschool children
- (d) Accessory Buildings and Structures

745.2 Lot Coverage

Lot Coverage:

- (a) The maximum coverage of all buildings and structures shall not exceed 50% of the lot area.

745.3 Density

Density:

Buildings and Structures for an apartment use or congregate housing use shall not exceed a Floor Space Ratio of 2.9.

745.4 Buildings and Structures for Apartment or Congregate Housing

Buildings and Structures for Apartment or Congregate Housing:

- (a) Shall be sited not less than:
 - (i) 5.0 m from any lot line which abuts a street.
 - (ii) 4.0 m from an interior side lot line.
 - (iii) 6.5 m from a rear lot line.
- (b) Shall not exceed a height of 21.5 m.
- (c) Shall not exceed a horizontal width of 55.0 m.

745.5 Accessory Buildings and Structures

Accessory Buildings and Structures:

- (a) Shall be sited not less than:
 - (i) 5 m from any lot line which abuts a street;
 - (ii) 1.5 m from any lot line which does not abut a street.
- (b) Shall not exceed a height of 3.75 m.
- (c) Together shall not exceed a lot coverage of 10%.

745.6 Accessory Off-Street Parking

Accessory Off-Street Parking:

- (a) The parking area shall occupy not more than 30% of the surface of the lot area.
- (b) No portion of any parking area or driveway surface shall be located within 3.0 m of any window provided in a habitable room.
- (c) Any lighting used to illuminate a parking area or parking garage shall be so arranged that all direct rays of light are reflected upon the parking area or parking garage and not on any adjoining premises.
- (d) The parking area for an apartment use or a congregate housing use shall not be permitted within 7.5 m of a front lot line or a rear lot line which abuts a street, or within 3.0 m of an exterior side lot line.

745.7 Bicycle Parking

Bicycle Parking:

Bicycle parking shall be provided in accordance with Table 7.4, except that where parking is provided for motor scooters the number of scooter parking spaces may be counted toward the bicycle parking requirement.

For the purpose of this section, motor scooter parking spaces must be secured, have electrical services for recharging, and have a minimum width of 1 m and length of 1.5 m.

745.8 General

General:

The relevant provisions of Sections 5, 6, 7 and Schedule B and F of this Bylaw shall apply.

750.1 Uses Permitted

Uses permitted:

- (a) Apartment
- (b) Congregate Housing
- (c) Home Occupation Office and Day Care for preschool children
- (d) Accessory Buildings and Structures

750.2 Lot Coverage

Lot Coverage:

- (a) The maximum coverage of all buildings and structures shall not exceed 65% of the lot area.

750.3 Density

Density:

Buildings and Structures for an apartment use or congregate housing use shall not exceed a Floor Space Ratio of 1.8.

750.4 Buildings and Structures for Apartment or Congregate Housing

Buildings and Structures for Apartment or Congregate Housing:


- (a) Shall be sited not less than:
 - (i) 4.5 m from any lot line which abuts a street.
 - (ii) 3.0 m from an interior side lot line.
 - (iii) 4.0 m from a rear lot line.
- (b) Shall not exceed a height of 15.0 m.
- (c) Shall not exceed a horizontal width of 55.0 m.

750.5 Building Separation

Building separation:

Where one wall faces another wall of the same building or of another building on the same lot, buildings and structures shall be sited to provide a continuous 90 degree horizontal arc unencumbered by buildings on the same lot of a radius not less than:

- (a) 15.0 m (49.2 ft) from the centre of all windows in the living room.
- (b) 12.0 m (39.4 ft) from the centre of all windows in a habitable room other than a living room.
- (c) 12.0 m (39.4 ft) from the centre of all other windows, from walls, and from outside corners of buildings.



750.6 Accessory Buildings and Structures

Accessory Buildings and Structures:

- (a) Shall be sited not less than:
 - (i) 5.0 m from any lot line which abuts a street;
 - (ii) 1.5 m from any lot line which does not abut a street.
- (b) Shall not exceed a height of 3.75 m.
- (c) Together shall not exceed a lot coverage of 10%.

750.7 Accessory Off-Street Parking

Accessory Off-Street Parking:

- (a) The parking area shall occupy not more than 30% of the surface of the lot area.
- (b) No portion of any parking area or driveway surface shall be located within 3.0 m of any window provided in a habitable room.
- (c) Any lighting used to illuminate a parking area or parking garage shall be so arranged that all direct rays of light are reflected upon the parking area or parking garage and not on any adjoining premises.
- (d) The parking area for an apartment use or a congregate housing use shall not be permitted within 7.5 m of a front lot line or a rear lot line which abuts a street, or within 3.0 m of an exterior side lot line.

750.8 Bicycle Parking

Bicycle Parking:

Bicycle parking shall be provided in accordance with Table 7.4, except that where parking is provided for motor scooters the number of scooter parking spaces may be counted toward the bicycle parking requirement.

For the purpose of this section, motor scooter parking spaces must be secured, have electrical services for recharging, and have a minimum width of 1.0 m and length of 1.5 m.

750.9 General

General:

The relevant provisions of Sections 5, 6, 7 and Schedule B and F of this Bylaw shall apply.

This page intentionally left blank.

C ***Zones***




This page intentionally left blank.

801.1 Uses Permitted

Uses Permitted:

- (a) Retail Sales of Groceries, Perishable Items and Sundry Household Items
- (b) Personal Service
- (c) Restaurant
- (d) Repair of Household Furnishings and Appliances
- (e) Office
- (f) Cable Hub Site
- (g) Accessory Residential
- (h) Daycare, Adult
- (i) Daycare, Child



801.2 Prohibited Uses

Prohibited Uses:

All uses not permitted by Section 801.1 and without limiting the generality of the foregoing:

- (a) Lumber and Building Supply Yard.
- (b) The Sale, Servicing, or Repair of New or Used Vehicles, Trailers, Mobile Homes, Recreation Vehicle Units, Boats, Farm and Industrial Machinery, and Internal Combustion Engines.
- (c) Unenclosed Storage.

801.3 Density

Density:

Buildings and structures shall not exceed a Gross Floor Area of 275 m² (2960 ft²).

801.4 Buildings and Structures

Buildings and Structures:

- (a) Shall be sited not less than:
 - (i) 7.5 m (24.6 ft) from any lot line abutting a street except that where the area between the building and lot line is landscaped and not used for the provision of off-street parking the minimum setback may be reduced to 3.75 m (12.3 ft).
 - (ii) 0 m or 3.0 m (9.8 ft) from a rear lot line which does not abut a street except that

- where a rear lot line abuts an A, RS, RD, RC, RT, RM, RA or RP zone the minimum setback shall be 7.5 m (24.6 ft).
- (iii) 0 m from an interior side lot line which does not abut a street provided that where a building or structure is not sited immediately adjacent to, or within, 0.5 m (1.6 ft) of the interior side lot line it shall be sited not less than 3.0 m (9.8 ft) from the interior side lot line, and, where an interior side lot line abuts an A, RS, RD, RC, RT, RM, RA, or RP zone the minimum setback shall be:
 - 3.0 m (9.8 ft) in the case of a one storey building
 - 6.0 m (19.7 ft) in the case of a building of more than one storey

- (b) Shall not exceed a height of 7.5 m (24.6 ft).

801.5 Accessory Residential

Accessory Residential:

Shall be located within the building containing a permitted commercial use and may be on the main floor.

801.6 Minimum Lot Size

Minimum Lot Size:

No land shall be subdivided into lots having a width or an area less than:

- a) Standard Lot
 - width 18 m (59.1 ft)
 - area 550 m² (5920 ft²)
- b) Panhandle Lot
 - not permitted

801.7 General

General:

The relevant provisions of Sections 5, 6, 7, and Schedule B of this bylaw shall apply.

804.1 Uses Permitted

Uses Permitted:

- (a) Retail Sales of Groceries, Perishable Items and Sundry Household Items
- (b) Personal Service
- (c) Restaurant
- (d) Repair of Household Furnishings and Appliances
- (e) Office
- (f) Rental of Canoes, Sailboards, Aqua bikes, and Kayaks
- (g) Accessory Residential
- (h) Cable Hub Site

804.2 Prohibited Uses

Prohibited Uses:

All uses not permitted by Section 804.1 and without limiting the generality of the foregoing:

- (a) Lumber and Building Supply Yard.
- (b) The Sale, Servicing, Retail or Repair of:
 - (i) New or Used Vehicles
 - (ii) Trailers
 - (iii) Mobile Homes
 - (iv) Recreation Vehicle Units
 - (v) All Motorized and Non-Motorized Watercraft not specifically permitted by Section 804.1(f)
 - (vi) Farm and Industrial Machinery
 - (vii) Internal Combustion Engines
- (c) Unenclosed Storage.

804.3 Density

Density:

Buildings and structures shall not exceed a Gross Floor Area of 275 m² (2960 ft²).

804.4 Buildings and Structures

Buildings and Structures:

- (a) Shall be sited not less than:
 - (i) 7.5 m (24.6 ft) from any lot line abutting street except that where the area between the building and lot line is landscaped and not used for the provision of off-street parking the minimum setback may be reduced to 3.75 m (12.3 ft).

- (ii) 0 m from a rear lot line which does not abut a street provided that where a building or structure is not sited immediately adjacent to, or within, 0.5 m (1.6 ft) of the rear lot line, it shall be sited not less than 3.0 m (9.8 ft) from the rear lot line, and, where a rear lot line abuts an A, RS, RD, RC, RT, RM, RA, or RP zone, the minimum setback shall be 7.5 m (24.6 ft).
- (iii) 0 m from an interior side lot line which does not abut a street provided that where a building or structure is not sited immediately adjacent to, or within, 0.5 m (1.6 ft) of the interior side lot line it shall be sited not less than 3.0 m (9.8 ft) from the interior side lot line, and, where an interior side lot line abuts an A, RS, RD, RC, RT, RM, RA, or RP zone the minimum setback shall be:
 - 3.0 m (9.8 ft) in the case of a one-storey building
 - 6.0 m (19.7 ft) in the case of a building of more than one-storey

- (b) Shall not exceed a height of 7.5 m (24.6 ft).

804.5 Accessory Residential

Accessory Residential:

Shall be located within the building containing a permitted commercial use and may be on the main floor.

804.6 Minimum Lot Size

Minimum Lot Size:

No land shall be subdivided into lots having a width or an area less than:

- (a) Standard Lot
 - width 18 m (59.1 ft)
 - area 550 m² (5920 ft²)
- (b) Panhandle Lot
 - not permitted

804.7 General

General:

The relevant provisions of Sections 5, 6, 7, and Schedule B of this bylaw shall apply.

806.1 Uses Permitted

Uses Permitted:

- (a) Retail Sales of Goods and Services
- (b) Personal Service
- (c) Office
- (d) Restaurant
- (e) Attached Housing
- (f) Apartment
- (g) Accessory Residential
- (h) Home Occupation Office and Daycare for preschool children
- (i) Daycare, Adult
- (j) Daycare, Child
- (k) Accessory Buildings and Structures
- (l) Cable Hub Site

806.2 Prohibited Uses

Prohibited Uses:

All uses not permitted by Section 806.1 and without limiting the generality of the foregoing:

- (a) Lumber and Building Supply Yard
- (b) The Sale, Servicing or Repair of New or Used Vehicles, Trailers, Mobile Homes, Recreation Vehicle Units, Boats, Farm and Industrial Machinery, and Internal Combustion Engines except as an Accessory Use to a Department or Hardware Store
- (c) Unenclosed Storage
- (d) Neighbourhood Public house
- (e) Medical Services

806.3 Density

Density:

Buildings and Structures shall not exceed a Floor Space Ratio of 1.6.

806.4 Buildings and Structures

Buildings and Structures:

- (a) Shall be sited not less than:
 - (i) 2.1 m (6.9 ft) from any lot line which abuts a street.
 - (ii) 2.0 m (6.6 ft) from an interior side lot line.
 - (iii) 4.4 m (14.5 ft) from a rear lot line which does not abut a street.
- (b) Shall not exceed a height of 11.0 m.

806.5 Buildings and Structures for Apartment

Buildings and Structures for Apartment:

Buildings and Structures for Apartment shall be limited exclusively to storeys above the first storey of a building.

806.6 Accessory Residential

Accessory Residential:

Shall be contained within the building housing a permitted commercial use.

806.7 General


General:

The relevant provisions of Sections 5, 6, 7, 8 and Schedule B of this Bylaw shall apply.

808.1 Uses Permitted

Uses Permitted:

- (a) Retail Sales of Goods and Services
- (b) Medical Services
- (c) Repair of Household Items, Tools and Appliances
- (d) Personal Service
- (e) Office
- (f) Restaurant
- (g) Accessory Residential
- (h) Cable Hub Site
- (i) Daycare, Adult
- (j) Daycare, Child



808.2 Prohibited Uses

Prohibited Uses:

All uses not permitted by Section 808.1 and without limiting the generality of the foregoing:

- (a) Lumber and Building Supply Yard
- (b) The Sale, Servicing, or Repair of New or Used Vehicles, Trailers, Mobile Homes, Recreation Vehicle Units, Boats, Farm and Industrial Machinery, and Internal Combustion Engines except as an Accessory Use to a Department or Hardware Store
- (c) Unenclosed Storage.

808.3 Density

Density:

Buildings and structures shall not exceed a Floor Space Ratio of .50.

808.4 Buildings and Structures

Buildings and Structures:

- (a) Shall be sited not less than:
 - (i) 7.5 m (24.6 ft) from any lot line abutting a street except that where the area between the building and lot line is landscaped and not used for the provision of off-street parking the minimum setback may be reduced to 3.75 m (12.3 ft).

- (ii) 0 m from a rear lot line which does not abut a street provided that where a building or structure is not sited immediately adjacent to, or within, 0.5 m (1.6 ft) of the rear lot line, it shall be sited not less than 3.0 (9.8 ft) from the rear lot line, and, where a rear lot line abuts an A, RS, RD, RC, RT, RM, RA, or RP zone, the minimum setback shall be 7.5 m (24.6 ft).
- (iii) 0 m from an interior side lot line which does not abut a street provided that where a building or structure is not sited immediately adjacent to, or within, 0.5 m (1.6 ft) of the interior side lot line it shall be sited not less than 3.0 m (9.8 ft) from the interior side lot line, and, where an interior side lot line abuts an A, RS, RD, RC, RT, RM, RA, or RP zone the minimum setback shall be:
 - 3.0 m (9.8 ft) in the case of a one storey building
 - 6.0 m (19.7 ft) in the case of a building of more than one storey

(b) Shall not exceed a height of 7.5 m (24.6 ft).

808.5 Accessory Residential

Accessory Residential:

Shall be contained within the building housing a permitted commercial use.

808.6 General

General:


The relevant provisions of Sections 5, 6, 7, 8, and Schedule B of this bylaw shall apply.



810.1 Uses Permitted

Uses Permitted:

- (a) Retail Sales of Goods and Services
- (b) Personal Service
- (c) Office
- (d) Restaurant
- (e) Attached Housing
- (f) Apartment
- (g) Accessory Residential
- (h) Cable Hub Site
- (i) Home Occupation Office and Daycare for preschool children
- (j) Daycare, Adult
- (k) Daycare, Child



810.2 Prohibited Uses

Prohibited Uses:

All uses not permitted by Section 810.1 and without limiting the generality of the foregoing:

- (a) Lumber and Building Supply Yard
- (b) The Sale, Servicing, or Repair of New or Used Vehicles, Trailers, Mobile Homes, Recreation Vehicle Units, Boats, Farm and Industrial Machinery, and Internal Combustion Engines except as an Accessory Use to a Department or Hardware Store
- (c) Unenclosed Storage
- (d) Neighbourhood Public House
- (e) Medical Services

810.3 Density

Density:

Buildings and structures shall not exceed a Floor Space Ratio of 0.75.

810.4 Buildings and Structures

Buildings and Structures:

- (a) Shall be sited not less than:
 - (i) 7.5 m (24.6 ft) from any lot line abutting a street except that where the area

- (ii) 0 m from a rear lot line which does not abut a street provided that where a building or structure is not sited immediately adjacent to, or within, 0.5 m (1.6 ft) of the rear lot line, it shall be sited not less than 3.0 (9.8 ft) from the rear lot line, and, where a rear lot line abuts an A, RS, RD, RC, RT, RM, RA, or RP zone, the minimum setback shall be 7.5 m (24.6 ft).
- (iii) 0 m from an interior side lot line which does not abut a street provided that where a building or structure is not sited immediately adjacent to, or within, 0.5 m (1.6 ft) of the interior side lot line it shall be sited not less than 3.0 m (9.8 ft) from the interior side lot line, and, where an interior side lot line abuts an A, RS, RD, RC, RT, RM, RA, or RP zone the minimum setback shall be:
 - 3.0 m (9.8 ft) in the case of a one storey building
 - 6.0 m (19.7 ft) in the case of a building of more than one storey
- (b) Shall not exceed a height of 12.0 m (39.4 ft).
- (c) Shall not permit more than 50% of the building lot coverage to be occupied by vehicle parking and circulation area under the building.

810.5 Buildings and Structures for Apartment

Buildings and Structures for Apartment:
Buildings and Structures for Apartment shall be limited exclusively to storeys above the first storey of a building.

810.6 Accessory Residential

Accessory Residential:
Shall be contained within the building housing a permitted commercial use.

810.7 General

General:
The relevant provisions of Sections 5, 6, 7, 8, and Schedule B of this bylaw shall apply.

812.1 Uses Permitted

Uses Permitted:

- (a) Agriculture
- (b) Farm Market Use
- (c) Retail Sale of Groceries, Perishable Items, Sundry Household Items and Animal Feed
- (d) Personal Service
- (e) Restaurant
- (f) Storage
- (g) Cable Hub Site

812.2 Lot Coverage

Lot Coverage:

For a lot having an area less than 2000 m² (0.49 ac), the maximum lot coverage of all buildings and structures shall be 40% of the lot area.

812.3 Density

Density:

- (a) Buildings and structures shall not exceed a Gross Floor Area of 625 m² (6727 ft²).
- (b) The combined Gross Floor Area for all permitted uses other than an agricultural or storage use shall be limited to 400 m² (4305 ft²) of which not more than 200 m² (2153 ft²) shall be used as a restaurant.

812.4 Buildings and Structures

Buildings and Structures:

- (a) Shall be sited not less than 15.0 m (49.2 ft) from a lot line.

812.5 Minimum Lot Size

Minimum Lot Size:

No land shall be subdivided into lots having a width or an area less than:

- (a) Standard Lot
 - width 60 m (196.9 ft)
 - area 2 ha (4.9 ac)
- (b) Panhandle Lot
 - not permitted

812.6 General


General:

The relevant provisions of Sections 5, 6, 7, and Schedule B of this bylaw shall apply.

816.1 Uses Permitted

Uses Permitted:

- (a) Retail Sales of Goods and Services
- (b) Wholesaling Accessory to Retail Sales
- (c) Medical Services
- (d) Rental and Repair of Household Items, Tools, and Appliances
- (e) Personal Service
- (f) Office
- (g) Restaurant
- (h) Assembly
- (i) Apartment
- (j) Congregate Housing
- (k) Accessory Residential
- (l) Supplementary Off-Street Parking
- (m) Cable Hub Site
- (n) Beverage Container Depot
- (o) Daycare, Adult
- (p) Daycare, Child



816.2 Prohibited Uses

Prohibited Uses:

All uses not permitted by Section 816.1 and without limiting the generality of the foregoing:

- (a) Lumber and Building Supply Yard
- (b) The Sale, Servicing, or Repair of New or Used Vehicles, Trailers, Mobile Homes, Recreation Vehicle Units, Boats, Farm and Industrial Machinery, and Internal Combustion Engines except as an Accessory Use to a Department or Hardware Store
- (c) Unenclosed Storage
- (d) Neighbourhood Public House
- (e) Beverage Container Depots where the total leasable floor area of all classes of uses is 1000 m² and less.

816.3 Density

Density:

Buildings and structures shall not exceed a Floor Space Ratio of 1.20.

816.4 Buildings and Structures

Buildings and Structures:

- (a) Shall be sited not less than:
 - (i) 7.5 m (24.6 ft) from any lot line abutting a street except that where the area between the building and lot line is landscaped and not used for the provision of off-street parking the minimum setback may be reduced to 3.75 m (12.3 ft).
 - (ii) 0 m from a rear lot line which does not abut a street provided that where a building or structure is not sited immediately adjacent to, or within, 0.5 m (1.6 ft) of the rear lot line it shall be sited not less than 3.0 m (9.8 ft) from the rear line, and, where a rear lot line, abuts an A, RS, RD, RC, RT, RM, RA, or RP zone, the minimum setback shall be 7.5 m (24.6 ft).
 - (iii) 0 m from an interior side lot line which does not abut a street provided that where a building or structure is not sited immediately adjacent to, or within, 0.5 m (1.6 ft) of the interior side lot line it shall be sited not less than 3.0 m (9.8 ft) from the interior side lot line, and, where an interior side lot line abuts an A, RS, RD, RC, RT, RM, RA, or RP zone the minimum setback shall be:
 - 3.0 m (9.8 ft) in the case of a one-storey building
 - 6.0 m (19.7 ft) in the case of a building of more than one storey
 - (iv) 7.5 m (24.6 ft) from a front, exterior side and interior side lot line and 10.0 m (32.8 ft) from a rear lot line for the portion of the building used for apartment use or a congregate housing use.
- (b) Shall not exceed a height of 15.0 m (49.2 ft).

**816.5 Buildings and Structures for
Apartment or Congregate Housing**

Buildings and Structures for Apartment or
Congregate Housing:

- (a) Shall be limited exclusively to storeys above the first storey of a building.
- (b) Shall be permitted only where no Advertising Use or Accessory Advertising Use is on, above, or attached to the storeys so used.

816.6 Accessory Residential

Accessory Residential:

Shall be contained within the building housing a permitted commercial use and may be on the main floor.

816.7 Beverage Container Depots

Beverage Container Depots:

Collection activities and storage to be conducted entirely within a building or fully enclosed structure.

816.8 General


General:

The relevant provisions of Section 5, 6, 7, 8 and Schedule B and F of this bylaw shall apply.

817.1 Uses Permitted

Uses Permitted:

- (a) Retail Sales of Goods and Services
- (b) Wholesaling Accessory to Retail Sales
- (c) Medical Services
- (d) Rental and Repair of Household Items, Tools, and Appliances
- (e) Personal Service
- (f) Office
- (g) Restaurant
- (h) Assembly
- (i) Apartment
- (j) Congregate Housing
- (k) Daycare, Adult
- (l) Daycare, Child
- (m) Accessory Residential
- (n) Supplementary Off-Street Parking
- (o) Cable Hub Site



817.2 Prohibited Uses

Prohibited Uses:

All uses not permitted by Section 817.1 and without limiting the generality of the foregoing:

- (a) Lumber and Building Supply Yard
- (b) The Sale, Servicing, or Repair of New or Used Vehicles, Trailers, Mobile Homes, Recreation Vehicle Units, Boats, Farm and Industrial Machinery, and Internal Combustion Engines except as an Accessory Use to a Department or Hardware Store
- (c) Unenclosed Storage
- (d) Neighbourhood Public House

817.3 Density

Density:

Buildings and structures shall not exceed a Floor Space Ratio of 1.30.

817.4 Buildings and Structures

Buildings and Structures:

- (a) Shall be sited not less than:

- (i) 7.5 m (24.6 ft) from any lot line abutting a street except that where the area between the building and lot line is landscaped and not used for the provision of off-street parking the minimum setback may be reduced to 3.75 m (12.3 ft).
- (ii) 0 m from a rear lot line which does not abut a street provided that where a building or structure is not sited immediately adjacent to, or within, 0.5 m (1.6 ft) of the rear lot line it shall be sited not less than 3.0 m (9.8 ft) from the rear line, and, where a rear lot line abuts an A, RS, RD, RC, RT, RM, RA, or RP zone, the minimum setback shall be 7.5 m (24.6 ft).
- (iii) 0 m from an interior side lot line which does not abut a street provided that where a building or structure is not sited immediately adjacent to, or within, 0.5 m (1.6 ft) of the interior side lot line it shall be sited not less than 3.0 m (9.8 ft) from the interior side lot line, and, where an interior side lot line abuts an A, RS, RD, RC, RT, RM, RA, or RP zone the minimum setback shall be:
 - 3.0 m (9.8 ft) in the case of a one-storey building
 - 6.0 m (19.7 ft) in the case of a building of more than one storey
- (iv) 7.5 m (24.6 ft) from a front, exterior side and interior side lot line and 10.0 m (32.8 ft) from a rear lot line for the portion of the building used for apartment use or a congregate housing use.

- (b) Shall not exceed a height of 15.0 m (49.2 ft).

817.5 Buildings and Structures for Apartment or Congregate Housing

Buildings and Structures for Apartment or Congregate Housing:

- (a) Shall be limited exclusively to storeys above the first storey of a building.
- (b) Shall be permitted only where no Advertising Use or Accessory Advertising Use is on, above, or attached to the storeys so used.

817.6 Accessory Residential

Accessory Residential:

Shall be contained within the building housing a permitted commercial use and may be on the main floor.

817.7 General

General:

The relevant provisions of Section 5, 6, 7, 8 and Schedule B and F of this bylaw shall apply.

818.1 Uses Permitted

Uses Permitted:

- (a) Retail Sales of Goods and Services
- (b) Wholesaling Accessory to a Retail Sales Use
- (c) Medical Services
- (d) Rental and Repair of Household Items, Tools, and Appliances
- (e) Personal Service
- (f) Office
- (g) Restaurant
- (h) Assembly
- (i) Apartment
- (j) Congregate Housing
- (k) Accessory Residential
- (l) Supplementary Off-street Parking
- (m) Cable Hub Site
- (n) Beverage Container Depot
- (o) Liquor Retail Store
- (p) Non-Medical Cannabis Retail Store
- (q) Daycare, Adult
- (r) Daycare, Child

818.2 Prohibited Uses

Prohibited Uses:

All uses not permitted by Section 818.1 and without limiting the generality of the foregoing:

- (a) Lumber and Building Supply Yard
- (b) The Sale, Servicing, or Repair of New or Used Vehicles, Trailers, Mobile Homes, Recreation Vehicle Units, Boats, Farm and Industrial Machinery, and Internal Combustion Engines except as an Accessory Use to a Department or Hardware Store.
- (c) Unenclosed Storage
- (d) Neighbourhood Public House
- (e) Beverage Container Depots where the total leasable floor area of all classes of uses is 1000 m² and less.

818.3 Density

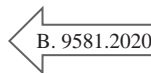
Density:

- (a) Buildings and structures shall not exceed a floor space ratio of 1.20.
- (b) The Gross Floor Area of a Liquor Retail Store or a Non-Medical Cannabis Retail Store shall not exceed 275 m² (2960 ft²).

818.4 Buildings and Structures

Buildings and Structures:

- (a) Shall be sited not less than:
 - (i) 7.5 m (24.6 ft) from any lot line abutting a street except that where the area between the building and lot line is landscaped and not used for the provision of off-street parking the minimum setback may be reduced to 3.75 m (12.3 ft).
 - (ii) 0 m from a rear lot line which does not abut a street provided that where a building or structure is not sited immediately adjacent to, or within, 0.5 m (1.6 ft) of the rear lot line, it shall be sited not less than 3.0 m (9.8 ft) from the rear lot line, and, where a rear lot line abuts an A, RS, RD, RC, RT, RM, RA, or RP zone, the minimum setback shall be 7.5 m (24.6 ft).
 - (iii) 0 m from an interior side lot line which does not abut a street provided that where a building or structure is not sited immediately adjacent to, or within, 0.5 m (1.6 ft) of the interior side lot line it shall be sited not less than 3.0 m (9.8 ft) from the interior side lot line, and, where an interior side lot line abuts an A, RS, RD, RC, RT, RM, RA, or RP zone the minimum setback shall be:
 - 3.0 m (9.8 ft) in the case of a one-storey building
 - 6.0 m (19.7 ft) in the case of a building or more than one-storey.
 - (iv) 7.5 m (24.6 ft) from a front, exterior side and interior side lot line and 10.0 m (32.8 ft) from a rear lot line for the portion of the building used for apartment use or a congregate housing use.
- (b) Shall not exceed a height of 15.0 m (49.2 ft).



**818.5 Building and Structures for
Apartment or Congregate Housing**

Building and Structures for Apartment or Congregate Housing:

- (a) Shall be limited exclusively to storeys above the first storey of a building.
- (b) Shall be permitted only where no Advertising Use or Accessory Advertising Use is on, above, or attached to the storeys so used.

818.6 Accessory Residential

Accessory Residential:

Shall be contained within the building housing a permitted commercial use and may be on the main floor.

818.7 Beverage Container Depots

Beverage Container Depots:

Collection activities and storage to be conducted entirely within a building or fully enclosed structure.

818.8 Liquor Retail Store

Liquor Retail Store:

Shall be limited to one per parcel.

818.9 Non-Medical Cannabis Retail Store

Non-Medical Cannabis Retail Store:

Shall be limited to one per parcel.

818.10 General

General:

The relevant provisions of Sections 5, 6, 7, and 8 of this bylaw shall apply.

819.1 Uses Permitted

Uses Permitted:

- (a) Retail Sales of Goods and Services
- (b) Wholesaling Accessory to Retail Sales
- (c) Medical Services
- (d) Rental and Repair of Household Items, Tools, and Appliances
- (e) Personal Service
- (f) Office
- (g) Restaurant
- (h) Assembly
- (i) Apartment
- (j) Congregate Housing
- (k) Accessory Residential
- (l) Supplementary Off-Street Parking
- (m) Cable Hub Site
- (n) Daycare, Adult
- (o) Daycare, Child

819.2 Prohibited Uses

Prohibited Uses:

All uses not permitted by Section 816.1 and without limiting the generality of the foregoing:

- (a) Lumber and Building Supply Yard
- (b) The Sale, Servicing, or Repair of New or Used Vehicles, Trailers, Mobile Homes, Recreation Vehicle Units, Boats, Farm and Industrial Machinery, and Internal Combustion Engines except as an Accessory Use to a Department or Hardware Store
- (c) Unenclosed Storage
- (d) Neighbourhood Public House

816.3 Density


Density:

Buildings and structures shall not exceed a Floor Space Ratio of 1.75.

819.4 Buildings and Structures

Buildings and Structures:

- (a) Shall be sited not less than:
 - (i) 7.5 m (24.6 ft) from any lot line abutting a street except that where the area between the building and lot line is landscaped and not used for the provision of off-street parking the minimum setback may be reduced to 3.75 m (12.3 ft).
 - (ii) 0 m from a rear lot line which does not abut a street provided that where a building or structure is not sited immediately adjacent to, or within, 0.5 m (1.6 ft) of the rear lot line it shall be sited not less than 3.0 m (9.8 ft) from the rear line, and, where a rear lot line, abuts an A, RS, RD, RC, RT, RM, RA, or RP zone, the minimum setback shall be 7.5 m (24.6 ft).
 - (iii) 0 m from an interior side lot line which does not abut a street provided that where a building or structure is not sited immediately adjacent to, or within, 0.5 m (1.6 ft) of the interior side lot line it shall be sited not less than 3.0 m (9.8 ft) from the interior side lot line, and, where an interior side lot line abuts an A, RS, RD, RC, RT, RM, RA, or RP zone the minimum setback shall be:
 - 3.0 m (9.8 ft) in the case of a one-storey building
 - 6.0 m (19.7 ft) in the case of a building of more than one storey
 - (iv) 7.5 m (24.6 ft) from a front, exterior side and interior side lot line and 10.0 m (32.8 ft) from a rear lot line for the portion of the building used for apartment use or a congregate housing use.
- (b) Shall not exceed a height of 15.0 m (49.2 ft).



**819.5 Buildings and Structures for
Apartment or Congregate Housing**

Buildings and Structures for Apartment or
Congregate Housing:

- (a) Shall be limited exclusively to storeys above the first storey of a building.
- (b) Shall be permitted only where no Advertising Use or Accessory Advertising Use is on, above, or attached to the storeys so used.

819.6 Accessory Residential

Accessory Residential:

Shall be contained within the building housing a permitted commercial use and may be on the main floor.

819.7 General

General:

The relevant provisions of Section 5, 6, 7, 8 and Schedule B and F of this bylaw shall apply.

820.1 Uses Permitted

Uses Permitted:
Shopping Centre; which may include the following uses:

- (a) Display and/or Retail Sale of all Classes of Goods, Wares, and Merchandise
- (b) Personal Service
- (c) Medical Services
- (d) Restaurant
- (e) Drive-In Restaurant
- (f) Fast Food Restaurant
- (g) Office
- (h) Recreation Facility
- (i) Assembly
- (j) Apartment
- (k) Congregate Housing
- (l) Service Station
- (m) Supplementary Off-Street Parking
- (n) Cable Hub Site
- (o) Beverage Container Depot
- (p) Daycare, Adult
- (q) Daycare, Child

820.2 Prohibited Uses

Prohibited Uses:
All uses not permitted by Section 820.1 and without limiting the generality of the foregoing:

- (a) Lumber and Building Supply Yard
- (b) The Sale, Servicing, or Repair of New or Used Vehicles, Trailers, Mobile Homes, Recreation Vehicle Units, Boats, Farm and Industrial Machinery, and Internal Combustion Engines except as an Accessory Use to a Department or Hardware Store
- (c) Unenclosed Storage
- (d) Neighbourhood Public House
- (e) Carnivals, Circuses, and Fairs
- (f) Beverage Container Depots where the total leasable floor area of all classes of uses in

1000 m² and less.

820.3 Density


Density:

- (a) Buildings and structures shall not exceed a Floor Space Ratio of 1.20.
- (b) Where Land is dedicated for highway specifically to accommodate a dedicated transit lane or other transit facilities, the area of the highway dedication shall be deemed to be lot area for the purpose of calculating Floor Space Ratio.

820.4 Buildings and Structures

Buildings and Structures:

- (a) Shall be sited not less than:
 - (i) 7.5 m (24.6 ft) from any lot line abutting a street except that where the area between the building and lot line is landscaped and not used for the provision of off-street parking the minimum setback may be reduced to 3.75 m (12.3 ft).
 - (ii) 0 m from a rear lot line which does not abut a street provided that where a building or structure is not sited immediately adjacent to, or within, 0.5 m (1.6 ft) of the rear lot line, it shall be sited not less than 3.0 m (9.8 ft) from the rear lot line, and, where a rear lot line abuts an A, RS, RD, RC, RT, RM, RA, or RP zone, the minimum setback shall be 7.5 m (24.6 ft).
 - (iii) 0 m from an interior side lot line which does not abut a street provided that where a building or structure is not sited immediately adjacent to, or within, 0.5 m (1.6 ft) of the interior side lot line it shall be sited not less than 3.0 m (9.8 ft) from the interior side lot line, and, where an interior side lot line abuts an A, RS, RD, RC, RT, RM, RA, or RP zone the minimum setback shall be:
 - 3.0 m (9.8 ft) in the case of a one-storey building
 - 6.0 m (19.7 ft) in the case of a



- building of more than one-storey
- (iv) 7.5 m (24.6 ft) from a front, exterior side and interior side lot line and 10.0 m (32.8 ft) from a rear lot line for the portion of the building used for an apartment use or a congregate housing use.
- (b) Shall not exceed a height of 15.0 m (49.2 ft).

820.5 Buildings and Structures for Apartment or Congregate Housing

Buildings and Structures for Apartment or Congregate Housing:

- (a) Shall be limited exclusively to storeys above the first storey of a building.
- (b) Shall be permitted only where no Advertising Use or Accessory Advertising Use is on, above, or attached to the storeys so used.

820.6 Service Station

Service Station:

- (a) Shall be limited to one per shopping centre.

820.7 Beverage Container Depot

Beverage Container Depot:

Collection activities and storage to be conducted entirely within a building or fully enclosed structure.

820.8 General

General:

The relevant provisions of Sections 5, 6, 7, 8 and Schedule B and F of this bylaw shall apply.

821.1 Development Areas

Development Areas:
 This zone contains regulations that apply to all areas within the zone and in addition the zone is divided into Development Areas A and B as shown on the attached plan forming part of this zone schedule.

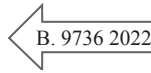
821.2 Definitions

Definitions:
 Notwithstanding the definition of “height” in section 2 of this bylaw, for the purposes of this zone “height” means the vertical distance of a building measured from sea level to the highest point of a building or structure. The measurement of height shall exclude the projection of chimneys, vents, stacks, heating, ventilation, air conditioning equipment, stairwells, elevator lifting devices and roof mounted solar energy collectors which protrude above the surrounding roof line.

821.3 Uses Permitted

Uses Permitted:

- (a) Apartment
- (b) Shopping Centre, which may include any combination of the following uses:
 - (i) Assembly
 - (ii) Congregate Housing
 - (iii) Daycare, Adult
 - (iv) Daycare, Child
 - (v) Fast Food Restaurant
 - (vi) Home Occupation
 - (vii) Liquor Retail Store
 - (viii) Medical Services
 - (ix) Non-Medical Cannabis Retail Store
 - (x) Office
 - (xi) Personal Service
 - (xii) Research
 - (xiii) Restaurant
 - (xiv) Retail



821.4 Buildings and Structures for Apartment or Congregate Housing

Buildings and Structures for Apartment or Congregate Housing:
 Shall be limited exclusively to storeys above the first storey of a building.

821.5 Liquor Retail Store

Liquor Retail Store:
 Shall be limited to one per shopping centre.

821.6 Non-Medical Cannabis Retail Store

Non-Medical Cannabis Retail Store:
 Shall be limited to one per shopping centre.

821.7 General

General:
 The relevant provisions of Sections 5, 6, 7, 8 and Schedule B and F of this bylaw shall apply.

821.8 Development Area A

The provisions of Sections 821.9 and 821.10 apply within Development Area A as shown on the attached plan forming part of this zone schedule.

821.9 Density

- Density:
- (a) Buildings and structures shall not exceed a Floor Space Ratio of 2.12.
 - (b) The number of dwelling units shall not exceed 597.
 - (c) The Gross Floor Area of a Liquor Retail Store or a Non-Medical Cannabis Store shall not exceed 799 m² (7535 ft²).

821.10 Buildings and Structures

- Buildings and Structures:
- (a) Shall be sited not less than:
 - (i) 3.00 m (9.84 ft) from a lot line abutting McKenzie Avenue.

- (ii) 0 m (0 ft) from a lot line abutting Cedar Hill Road.
 - (iii) 1.00 m (3.28 ft) from a lot line abutting Shelbourne Street.
 - (iv) 0 m (0 ft) from an interior lot line.
- (b) Notwithstanding Section 821.10(a)(ii) buildings and structures shall not be sited within the area 5.00 m (16.40 ft) from a lot line abutting Cedar Hill Road, within 32.5 m (106.6 ft) from a lot line abutting McKenzie Avenue, as shown on the attached plan forming part of this zone schedule.
- (c) Shall not exceed a height of 66.00 m (216.54 ft).

821.11 Development Area B

The provisions of Sections 821.12 and 821.13 apply within Development Area B as shown on the attached plan forming part of this zone schedule.

821.12 Density

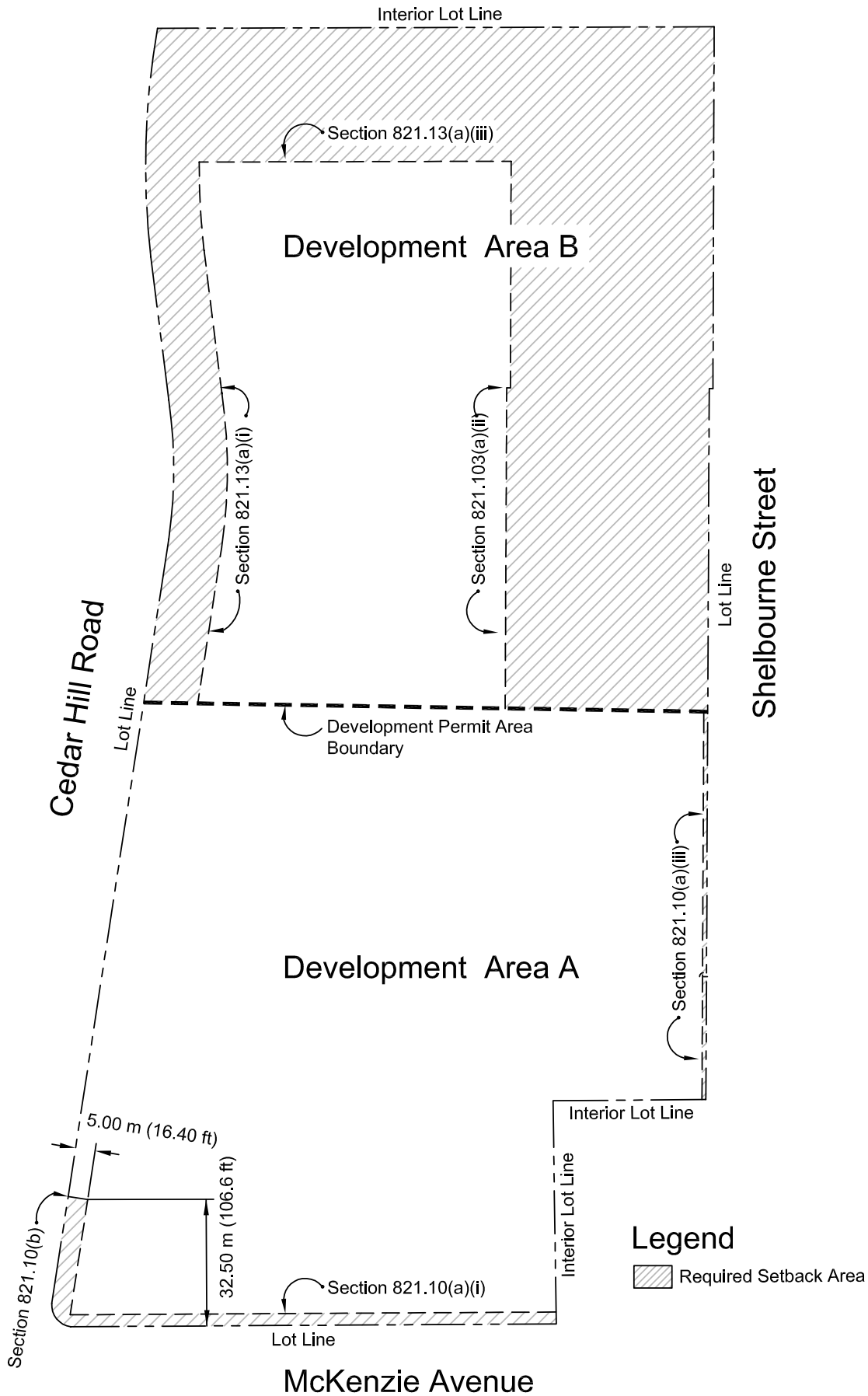
Density:

- (a) Buildings and structures shall not exceed a Floor Space Ratio of .39.
- (b) Dwelling units are prohibited.
- (c) The Gross Floor Area of a Liquor Retail Store or a Non-Medical Cannabis Store shall not exceed 799 m² (7535 ft²).

821.13 Buildings and Structures

Buildings and Structures:

- (a) Shall be sited not less than:
 - (i) 13.5 m (44.29 ft) from a lot line abutting Cedar Hill Road.
 - (ii) 50 m (164 ft) from a lot line abutting Shelbourne Street.
 - (iii) 33 m (108.27 ft) from the northern interior lot line.
- (b) Shall not exceed a height of 40.84 m (134 ft).



Legend
[Hatched Box] Required Setback Area

This page intentionally left blank.

824.1 Uses Permitted

Uses Permitted:

Shopping Centre; which may include the following uses:

- (a) Display and/or Retail Sales of all Classes of Goods, Wares, and Merchandise
- (b) Personal Service
- (c) Medical Services
- (d) Restaurant
- (e) Drive-in Restaurant
- (f) Fast-food Restaurant
- (g) Office
- (h) Recreation Facility
- (i) Assembly
- (j) Apartment
- (k) Congregate Housing
- (l) Service Station
- (m) Supplementary Off-Street Parking
- (n) Bingo Hall
- (o) Cable Hub Site
- (p) Daycare, Adult
- (q) Daycare, Child

824.2 Prohibited Uses

Prohibited Uses:

All uses not permitted by Section 824.1 and without limiting the generality of the foregoing:

- (a) Lumber and Building Supply Yard
- (b) The Sale, Servicing, or Repair of New or Used Vehicles, Trailer, Mobile Homes, Recreation Vehicle Units, Boats, Farm and Industrial Machinery, and Internal Combustion Engines except as an Accessory Use to a Department or Hardware Store
- (c) Unenclosed Storage
- (d) Neighbourhood Public House
- (e) Carnival, Circuses, and Fairs

824.3 Density

Density:

Buildings and structures shall not exceed a Floor Space Ratio of 1.20.


824.4 Buildings and Structures

Buildings and Structures:

(a) Shall be sited not less than:

- (i) 7.5 m (24.6 ft) from any lot line abutting a street except that where the area between the building and lot line is landscaped and not used for the provision of off-street parking the minimum setback may be reduced to 3.75 m (12.3 ft).
- (ii) 0 m from a rear lot line which does not abut a street provided that where a building or structure is not sited immediately adjacent to, or within, 0.5 m (1.6 ft) of the rear lot line, it shall be sited not less than 3.0 m (9.8 ft) from the rear lot line, and, where a rear lot line abuts an A, RS, RD, RC, RT, RM, RA, or RP zone, the minimum setback shall be 7.5 m (24.6 ft).
- (iii) 0 m from an interior side lot line which does not abut a street provided that where a building or structure is not sited immediately adjacent to, or within, 0.5 m (1.6 ft) of the interior side lot line it shall be sited not less than 3.0 m (9.8 ft) from the interior side lot line, and where an interior side lot line abuts an A, RS, RD, RC, RT, RM, RA, or RP zone the minimum setback shall be:
 - 3.0 m (9.8 ft) in the case of a one-storey building
 - 6.0 m (19.7 ft) in the case of a building of more than one-storey
- (iv) 7.5 m (24.6 ft) from a front, exterior side and interior side lot line and 10.0 m (32.8 ft) from a rear lot line for the portion of the building used for an apartment use or a congregate housing use.

(b) Shall not exceed a height of 15.0 m (49.2 ft).



**824.5 Buildings and Structures for
Apartment or Congregate Housing**

Buildings and Structures for Apartment or Congregate Housing:

- (a) Shall be limited exclusively to storeys above the first storey of a building.
- (b) Shall be permitted only where no Advertising Use of Accessory Advertising Use is on, above, or attached to the storeys so used.

824.6 Service Station

Service Station:

- (a) Shall be limited to one per shopping centre.

824.7 General

General:

The relevant provisions of Sections 5, 6, 7, 8 and Schedule B and F of this bylaw shall apply.

825.1 Uses Permitted

Uses Permitted:

Shopping Centre; which may include the following uses:

- (a) Display and/or Retail Sale of all Classes of Goods, Wares, and Merchandise
- (b) Personal Service
- (c) Medical Services
- (d) Restaurant
- (e) Drive-In Restaurant
- (f) Fast Food Restaurant
- (g) Office
- (h) Recreation Facility
- (i) Assembly
- (j) Apartment
- (k) Congregate Housing
- (l) Service Station
- (m) Supplementary Off-Street Parking
- (n) Cable Hub Site
- (o) Beverage Container Depot
- (p) Liquor Retail Store
- (q) Non-Medical Cannabis Retail Store
- (r) Daycare, Adult
- (s) Daycare, Child

825.2 Prohibited Uses

Prohibited Uses:

All uses not permitted by Section 825.1 and without limiting the generality of the foregoing:

- (a) Lumber and Building Supply Yard
- (b) The Sale, Servicing, or Repair of New or Used Vehicles, Trailers, Mobile Homes, Recreation Vehicle Units, Boats, Farm and Industrial Machinery, and Internal Combustion Engines except as an Accessory Use to a Department or Hardware Store
- (c) Unenclosed Storage
- (d) Neighbourhood Public House
- (e) Carnivals, Circuses, and Fairs
- (f) Beverage Container Depots where the total leasable floor area of all classes of uses in 1000 m² and less.

825.3 Density

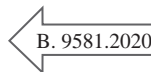
Density:

- (a) Buildings and structures shall not exceed a Floor Space Ratio of 1.50.
- (b) The Gross Floor Area of a Liquor Retail Store or a Non-Medical Cannabis Retail Store shall not exceed 700 m² (7535 ft²).
- (c) Where Land is dedicated for highway specifically to accommodate a dedicated transit lane or other transit facilities, the area of the highway dedication shall be deemed to be lot area for the purpose of calculating Floor Space Ratio.

825.4 Buildings and Structures

Buildings and Structures:

- (a) Shall be sited not less than:
 - (i) 7.5 m (24.6 ft) from any lot line abutting a street except that where the area between the building and lot line is landscaped and not used for the provision of off-street parking the minimum setback may be reduced to 3.75 m (12.3 ft).
 - (ii) 0 m from a rear lot line or an interior side lot line which does not abut a street provided that where a building or structure is not sited immediately adjacent to, or within, 0.5 m (1.6 ft) of the rear or interior side lot line, it shall be sited not less than 3.0 m (9.8 ft) from the rear or interior side lot line.
- (b) Shall be constructed such that the top of any building or structure for residential use is not higher than 65 m geodetic and the top of any building or structure for any use other than residential is not higher than 44 m geodetic. For the purposes of this section, architectural appurtenances and/or mechanical screens that do not contain useable floor area are excluded.



**825.5 Buildings and Structures for
Apartment or Congregate Housing**

Buildings and Structures for Apartment or
Congregate Housing:

- (a) Shall be limited exclusively to storeys above
the first storey of a building.
- (b) Shall be permitted only where no Advertising
Use or Accessory Advertising Use is on, above,
or attached to the storeys so used.

825.6 Service Station

Service Station:

Shall be limited to one per shopping centre.

825.7 Liquor Retail Store

Liquor Retail Store:

Shall be limited to one per shopping centre.

825.8 Non-Medical Cannabis Retail Store

Non-Medical Cannabis Retail Store:

Shall be limited to one per shopping centre.

825.9 Beverage Container Depot

Beverage Container Depot:

Collection activities and storage to be conducted
entirely within a building or fully enclosed structure.

825.10 General

General:

The relevant provisions of Sections 5, 6, 7, 8
and Schedule B and F of this bylaw shall apply.

826.1 Uses Permitted

Uses Permitted:

Shopping Centre; which may include the following uses:

- (a) Display and/or Retail Sale of all Classes of Goods, Wares, and Merchandise
- (b) Personal Service
- (c) Medical Services
- (d) Restaurant
- (e) Drive-In Restaurant
- (f) Fast Food Restaurant
- (g) Office
- (h) Recreation Facility
- (i) Assembly
- (j) Apartment
- (k) Congregate Housing
- (l) Service Station
- (m) Supplementary Off-Street Parking
- (n) Cable Hub Site
- (o) Beverage Container Depot
- (p) Liquor Retail Store
- (q) Non-Medical Cannabis Retail Store
- (r) Daycare, Adult
- (s) Daycare, Child

826.2 Prohibited Uses

Prohibited Uses:

All uses not permitted by Section 826.1 and without limiting the generality of the foregoing:

- (a) Lumber and Building Supply Yard
- (b) The Sale, Servicing, or Repair of New or Used Vehicles, Trailers, Mobile Homes, Recreation Vehicle Units, Boats, Farm and Industrial Machinery, and Internal Combustion Engines except as an Accessory Use to a Department or Hardware Store
- (c) Unenclosed Storage
- (d) Neighbourhood Public House
- (e) Carnivals, Circuses, and Fairs
- (f) Beverage Container Depots where the total leasable floor area of all classes of uses in 1000 m² and less.

826.3 Density

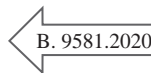
Density:

- (a) Buildings and structures shall not exceed a Floor Space Ratio of 1.20.
- (b) The Gross Floor Area of a Liquor Retail Store or a Non-Medical Cannabis Retail Store shall not exceed 700 m² (7535 ft²).

826.4 Buildings and Structures

Buildings and Structures:

- (a) Shall be sited not less than:
 - (i) 7.5 m (24.6 ft) from any lot line abutting a street except that where the area between the building and lot line is landscaped and not used for the provision of off-street parking the minimum setback may be reduced to 3.75 m (12.3 ft).
 - (ii) 0 m from a rear lot line which does not abut a street provided that where a building or structure is not sited immediately adjacent to, or within, 0.5 m (1.6 ft) of the rear lot line, it shall be sited not less than 3.0 m (9.8 ft) from the rear lot line, and, where a rear lot line abuts an A, RS, RD, RC, RT, RM, RA, or RP zone, the minimum setback shall be 7.5 m (24.6 ft).
 - (iii) 0 m from an interior side lot line which does not abut a street provided that where a building or structure is not sited immediately adjacent to, or within, 0.5 m (1.6 ft) of the interior side lot line it shall be sited not less than 3.0 m (9.8 ft) from the interior side lot line, and, where an interior side lot line abuts an A, RS, RD, RC, RT, RM, RA, or RP zone the minimum setback shall be:
 - 3.0 m (9.8 ft) in the case of a one-storey building
 - 6.0 m (19.7 ft) in the case of a building of more than one-storey
 - (iv) 7.5 m (24.6 ft) from a front, exterior side and interior side lot line and 10.0 m (32.8 ft) from a rear lot line for the portion of the building used for an apartment use of a congregate housing use.
- (b) Shall not exceed a height of 15.0 m (49.2 ft).



826.5 Buildings and Structures for Apartment or Congregate Housing

Buildings and Structures for Apartment or Congregate Housing:

- (a) Shall be limited exclusively to storeys above the first storey of a building.
- (b) Shall be permitted only where no Advertising Use or Accessory Advertising Use is on, above, or attached to the storeys so used.

826.6 Service Station

Service Station:

Shall be limited to one per shopping centre.

826.7 Liquor Retail Store

Liquor Retail Store:

Shall be limited to one per shopping centre.

826.8 Non-Medical Cannabis Retail Store

Non-Medical Cannabis Retail Store:

Shall be limited to one per shopping centre.

826.9 Beverage Container Depot

Beverage Container Depot:

Collection activities and storage to be conducted entirely within a building or fully enclosed structure.

826.10 General

General:

The relevant provisions of Sections 5, 6, 7, 8 and Schedule B and F of this bylaw shall apply.

827.1 Uses Permitted

Uses Permitted:

Shopping Centre; which may include the following uses:

- (a) Display and/or Retail Sale of all Classes of Goods, Wares, and Merchandise
- (b) Personal Service
- (c) Medical Services
- (d) Restaurant
- (e) Drive-In Restaurant
- (f) Fast Food Restaurant
- (g) Office
- (h) Recreation Facility
- (i) Assembly
- (j) Apartment
- (k) Congregate Housing
- (l) Service Station
- (m) Supplementary Off-Street Parking
- (n) Cable Hub Site
- (o) Beverage Container Depot
- (p) Liquor Retail Store
- (q) Non-Medical Cannabis Retail Store
- (r) Daycare, Adult
- (s) Daycare, Child

827.2 Prohibited Uses

Prohibited Uses:

All uses not permitted by Section 826.1 and without limiting the generality of the foregoing:

- (a) Lumber and Building Supply Yard
- (b) The Sale, Servicing, or Repair of New or Used Vehicles, Trailers, Mobile Homes, Recreation Vehicle Units, Boats, Farm and Industrial Machinery, and Internal Combustion Engines except as an Accessory Use to a Department or Hardware Store
- (c) Unenclosed Storage
- (d) Neighbourhood Public House
- (e) Carnivals, Circuses, and Fairs
- (f) Beverage Container Depots where the total leasable floor area of all classes of uses in 1000 m² and less.

827.3 Density

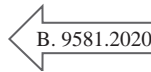
Density:

- (a) Buildings and structures shall not exceed a Floor Space Ratio of 1.20.
- (b) The Gross Floor Area of a Liquor Retail Store or a Non-Medical Cannabis Retail Store shall not exceed 275 m² (2960 ft²).

827.4 Buildings and Structures

Buildings and Structures:

- (a) Shall be sited not less than:
 - (i) 7.5 m (24.6 ft) from any lot line abutting a street except that where the area between the building and lot line is landscaped and not used for the provision of off-street parking the minimum setback may be reduced to 3.75 m (12.3 ft).
 - (ii) 0 m from a rear lot line which does not abut a street provided that where a building or structure is not sited immediately adjacent to, or within, 0.5 m (1.6 ft) of the rear lot line, it shall be sited not less than 3.0 m (9.8 ft) from the rear lot line, and, where a rear lot line abuts an A, RS, RD, RC, RT, RM, RA, or RP zone, the minimum setback shall be 7.5 m (24.6 ft).
 - (iii) 0 m from an interior side lot line which does not abut a street provided that where a building or structure is not sited immediately adjacent to, or within, 0.5 m (1.6 ft) of the interior side lot line it shall be sited not less than 3.0 m (9.8 ft) from the interior side lot line, and, where an interior side lot line abuts an A, RS, RD, RC, RT, RM, RA, or RP zone the minimum setback shall be:
 - 3.0 m (9.8 ft) in the case of a one-storey building
 - 6.0 m (19.7 ft) in the case of a building of more than one-storey
- (b) Shall not exceed a height of 15.0 m (49.2 ft).



**827.5 Buildings and Structures for
Apartment or Congregate Housing**

Buildings and Structures for Apartment or
Congregate Housing:

- (a) Shall be limited exclusively to storeys above the first storey of a building.
- (b) Shall be permitted only where no Advertising Use or Accessory Advertising Use is on, above, or attached to the storeys so used.

827.6 Service Station

Service Station:

Shall be limited to one per shopping centre.

827.7 Liquor Retail Store

Liquor Retail Store:

Shall be limited to one per shopping centre.

827.8 Non-Medical Cannabis Retail Store

Non-Medical Cannabis Retail Store:

Shall be limited to one per shopping centre.

827.9 Beverage Container Depot

Beverage Container Depot:

Collection activities and storage to be conducted entirely within a building or fully enclosed structure.

827.10 General


General:

The relevant provisions of Sections 5, 6, 7, 8 and Schedule B and F of this bylaw shall apply.

828.1 Uses Permitted

Uses Permitted:

- (a) Office
- (b) Medical Services
- (c) Apartment
- (d) Congregate Housing
- (e) Assembly
- (f) Accessory Buildings and Structures
- (g) Cable Hub Site
- (h) Attached Housing
- (i) Daycare, Adult
- (j) Daycare, Child



828.2 Prohibited Uses

Prohibited Uses:

All uses not permitted by Section 828.1 and without limiting the generality of the foregoing:

- (a) Unenclosed Storage

828.3 Buildings and Structures

Buildings and Structures:

- (a) Shall be sited not less than:
 - (i) 7.5 m (24.6 ft) from any lot line abutting a street except that where the area between the building and lot line is landscaped and not used for the provision of off-street parking the minimum setback may be reduced to 3.75 m (12.3 ft).
 - (ii) 0 m from a rear lot line which does not abut a street provided that where a building or structure is not sited immediately adjacent to, or within, 0.5 m (1.6 ft) of the rear lot line, it shall be sited not less than 3.0 m (9.8 ft) from the rear lot line, and, where a rear lot line abuts an A, RS, RD, RC, RT, RM, RA, or RP zone, the minimum setback shall be 7.5 m (24.6 ft).

- (iii) 0 m from an interior side lot line which does not abut a street provided that where a building or structure is not sited immediately adjacent to, or within, 0.5 m (1.6 ft) of the interior side lot line it shall be sited not less than 3.0 m (9.8 ft) from the interior side lot line, and, where an interior side lot line abuts an A, RS, RD, RC, RT, RM, RA, or RP zone the minimum setback shall be:
 - 3.0 m (9.8 ft) in the case of a one-storey building
 - 6.0 m (19.7 ft) in the case of a building of more than one-storey
- (iv) 7.5 m (24.6 ft) from a front, exterior side and interior side lot line and 10.0 m (32.8 ft) from a rear lot line for the portion of the building used for an apartment use, attached housing or a congregate housing use.

- (b) Shall not exceed a height of 15.0 m (49.2 ft).

828.4 Density

Density:

Buildings and structures shall not exceed a Floor Space Ratio of 1.20.

828.5 Buildings and Structures for Apartment or Congregate Housing

Buildings and Structures for Apartment or Congregate Housing:

Shall be limited exclusively to storeys above the first storey of a building and no advertising of any kind shall be located on or attached to storeys so used.

828.6 General

General:

The relevant provisions of Sections 5, 6, 7, 8 and Schedule B and F of this bylaw shall apply.

832.1 Uses Permitted

Uses Permitted:

- (a) Office
- (b) Medical Services
- (c) Assembly
- (d) Cable Hub Site
- (e) Accessory Buildings and Structures
- (f) Daycare, Adult
- (g) Daycare, Child

832.2 Prohibited Uses

Prohibited Uses:

All uses not permitted by Section 832.1 and without limiting the generality of the foregoing:

- (a) Unenclosed Storage

832.3 Buildings and Structures

Buildings and Structures:

- (a) Shall be sited not less than:

- (i) 7.5 m (24.6 ft) from any lot line abutting a street except that where the area between the building and lot line is landscaped and not used for the provision of off-street parking the minimum setback may be reduced to 3.75 m (12.3 ft).
- (ii) 0 m from a rear lot line which does not abut a street provided that where a building or structure is not sited immediately adjacent to, or within, 0.5 m (1.6 ft) of the rear lot line, it shall be sited not less than 3.0 m (9.8 ft) from the rear lot line, and , where a rear lot line abuts an A, RS, RD, RC, RT, RM, RA, or RP zone, the minimum setback shall be 7.5 m (24.6 ft).
- (iii) 0 m from an interior side lot line which does not abut a street provided that where a building or structure is not sited immediately adjacent to, or within, 0.5 m (1.6 ft) of the interior side lot line it shall be sited not less than 3.0 m (9.8 ft) from the interior side lot line, and, where an interior side lot line abuts an A, RS, RD, RC, RT, RM, RA, or RP zone the minimum setback shall be:
 - 3.0 m (9.8 ft) in the case of a one-storey building
 - 6.0 m (19.7 ft) in the case of a building of more than one-storey

- (b) Shall not exceed a height of 11.5 m (37.5 ft).

832.4 Density

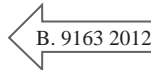
Density:

Buildings and structures shall not exceed a Floor Space Ratio of 0.50.

832.5 General

General:

The relevant provisions of Sections 5, 6, 7, 8 and Schedule B of this bylaw shall apply.



836.1 Uses Permitted

Uses Permitted:

- (a) Office
- (b) Medical Services
- (c) Restaurant
- (d) Assembly
- (e) Cable Hub Site
- (f) Accessory Buildings and Structures
- (g) Daycare, Adult
- (h) Daycare, Child


836.4 Density

Density:

Buildings and structures shall not exceed a Floor Space Ratio of 0.50.

836.5 General

General:



The relevant provisions of Sections 5, 6, 7, 8 and Schedule B of this bylaw shall apply.

836.2 Prohibited Uses

Prohibited Uses:

All uses not permitted by Section 836.1 and without limiting the generality of the foregoing:

- (a) Unenclosed storage
- (b) Restaurant having a Gross Floor Area greater than 125 m².

836.3 Buildings and Structures

Buildings and Structures:

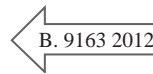
- (a) Shall be sited not less than:
 - (i) 7.5 m (24.6 ft) from any lot line abutting a street except that where the area between the building and lot line is landscaped and not used for the provision of off-street parking the minimum setback may be reduced to 3.75 m (12.3.ft).
 - (ii) 0 m from a rear lot line which does not abut a street provided that where a building or structure is not sited immediately adjacent to, or within, 0.5 m (1.6 ft) of the rear lot line, it shall be sited not less than 3.0 m (9.8 ft) from the rear lot line, and , where a rear lot line abuts an A, RS, RD, RC, RT, RM, RA, or RP zone, the minimum setback shall be 7.5 m (24.6 ft).
 - (iii) 0 m from an interior side lot line which does not abut a street provided that where a building or structure is not sited immediately adjacent to, or within, 0.5 m (1.6 ft) of the interior side lot line and where an interior side lot line abuts an A, RS, RD, RC, RT, RM, RA, or RT zone the minimum setback shall be:
 - 3.0 m (9.8 ft) in the case of a one-storey building
 - 6.0 m (19.7 ft) in the case of a building of more than one-storey
- (b) Shall not exceed a height of 11.5 m (37.5 ft).

840.1 Uses Permitted

Uses Permitted:

- (a) Office
- (b) Medical Services
- (c) Apartment
- (d) Congregate Housing
- (e) Assembly
- (f) Cable Hub Site
- (g) Accessory Buildings and Structures
- (h) Daycare, Adult
- (i) Daycare, Child

- 6.0 m (19.7 ft) in the case of a building of more than one-storey
- (iv) 7.5 m (24.6 ft) from a front, exterior side and interior side lot line and 10.0 m (32.8 ft) from a rear lot line for the portion of the building used for an apartment use or a congregate housing use.
- (b) Shall not exceed a height of 15.0 m (49.2 ft).



840.4 Density

Density:

Buildings and structures shall not exceed a Floor Space Ratio of 1.35.

840.2 Prohibited Uses

Prohibited Uses:

All uses not permitted by Section 840.1 and without limiting the generality of the foregoing:

- (a) Unenclosed Storage

840.5 Apartment or Congregate Housing

Apartment or Congregate Housing:

Shall be limited exclusively to storeys above the first storey of a building and no advertising of any kind shall be located on or attached to the storeys so used.

840.3 Buildings and Structures

Buildings and Structures:

- (a) Shall be sited not less than:
 - (i) 7.5 m (24.6 ft) from any lot line abutting a street except that where the area between the building and lot line is landscaped and not used for the provision of off-street parking the minimum setback may be reduced to 3.75 m (12.3.ft).
 - (ii) 0 m from a rear lot line which does not abut a street provided that where a building or structure is not sited immediately adjacent to, or within, 0.5 m (1.6 ft) of the rear lot line, it shall be sited not less than 3.0 m (9.8 ft) from the rear lot line, and, where a rear lot line abuts an A, RS, RD, RC, RT, RM, RA, or RP zone, the minimum setback shall be 7.5 m (24.6 ft).
 - (iii) 0 m from an interior side lot line which does not abut a street provided that where a building or structure is not sited immediately adjacent to, or within, 0.5 m (1.6 ft) of the interior side lot line it shall be sited not less than 3.0 m (9.8 ft) from the interior side lot line and, where an interior side lot line abuts an A, RS, RD, RC, RT, RM, RA, or RT zone the minimum setback shall be:
 - 3.0 m (9.8 ft) in the case of a one-storey building

840.6 General


General:

The relevant provisions of Sections 5, 6, 7, 8 and Schedule B and F of this bylaw shall apply.

844.1 Uses Permitted

Uses Permitted:

- (a) Office
- (b) Medical Services
- (c) Apartment
- (d) Congregate Housing
- (e) Assembly
- (f) Accessory Buildings and Structures
- (g) Cable Hub Site
- (h) Attached Housing
- (i) Daycare, Adult
- (j) Daycare, Child



844.2 Prohibited Uses

Prohibited Uses:

All uses not permitted by Section 844.1 and without limiting the generality of the foregoing:

- (a) Unenclosed Storage

844.3 Buildings and Structures

Buildings and Structures:

- (a) Shall be sited not less than:
 - (i) 7.5 m (24.6 ft) from any lot line abutting a street except that where the area between the building and lot line is landscaped and not used for the provision of off-street parking the minimum setback may be reduced to 3.75 m (12.3 ft).
 - (ii) 0 m from a rear lot line which does not abut a street provided that where a building or structure is not sited immediately adjacent to, or within, 0.5 m (1.6 ft) of the rear lot line, it shall be sited not less than 3.0 m (9.8 ft) from the rear lot line, and, where a rear lot line abuts an A, RS, RD, RC, RT, RM, RA, or RP zone, the minimum setback shall be 7.5 m (24.6 ft).

- (iii) 0 m from an interior side lot line which does not abut a street provided that where a building or structure is not sited immediately adjacent to, or within, 0.5 m (1.6 ft) of the interior side lot line it shall be sited not less than 3.0 m (9.8 ft) from the interior side lot line, and, where an interior side lot line abuts an A, RS, RD, RC, RT, RM, RA, or RP zone the minimum setback shall be:
 - 3.0 m (9.8 ft) in the case of a one-storey building
 - 6.0 m (19.7 ft) in the case of a building or more than one-storey
- (iv) 7.5 m (24.6 ft) from a front, exterior side and interior side lot line and 10.0 m (32.8 ft) from a rear lot line for the portion of the building used for an apartment use, attached housing or a congregate housing use.

- (b) Shall not exceed a height of 15.0 m (49.2 ft).

844.4 Density

Density:

Buildings and structures shall not exceed a Floor Space Ratio of 1.40.

844.5 Buildings and Structures for Apartment or Congregate Housing

Buildings and Structures for Apartment or Congregate Housing:

Shall be limited exclusively to storeys above the first storey of a building and no advertising of any kind shall be located on or attached to storeys so used.

844.6 General

General:

The relevant provisions of Sections 5, 6, 7, 8 and Schedule B and F of this bylaw shall apply.

848.1 Use Permitted

Use Permitted:

- (a) Office
- (b) Medical Services
- (c) Assembly
- (d) Accessory Buildings and Structures
- (e) Cable Hub Site
- (f) Restaurant
- (g) Daycare, Adult
- (h) Daycare, Child

848.4 Density

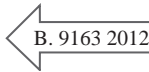
Density:

Buildings and structures shall not exceed floor space ratio of 0.90.

848.5 General

General:

The relevant provisions of Sections 5, 6, 7, 8 and Schedule B of this bylaw shall apply.



848.2 Prohibited Uses

Prohibited Uses:

All uses not permitted by Section 848.1 and without limiting the generality of the foregoing:

- (a) Unenclosed storage
- (b) Restaurant having a Gross Floor Area greater than 125 m².

848.3 Buildings and Structures

Buildings and Structures:

- (a) Shall be sited not less than:
 - (i) 7.5 m (24.6 ft) from any lot line abutting a street except that where the area between the building and lot line is landscaped and not used for the provision of off-street parking the minimum setback may be reduced to 3.75 m (12.3 ft).
 - (ii) 0 m from a rear lot line which does not abut a street provided that where a building or structure is not sited immediately adjacent to, or within, 0.5 m (1.6 ft) of the interior side lot line, and where an interior side lot line abuts an A, RS, RD, RC, RT, RM, RA, or RT zone the minimum setback shall be:
 - 3.0 m (9.8 ft) in the case of a one-storey building
 - 6.0 m (19.7 ft) in the case of a building or more than one storey
- (b) Shall not exceed a height of 13.5 m (44.3 ft).



852.1 Uses Permitted

Uses Permitted:

- (a) Assembly
- (b) Medical Services
- (c) Office
- (d) Personal Service Establishment
- (e) Restaurant
- (f) Retail Sales of Goods and Services
- (g) Tourist Accommodation
- (h) Apartment
- (i) Congregate Housing
- (j) Cable Hub Site
- (k) Beverage Container Depot
- (l) Daycare, Adult
- (m) Daycare, Child

852.2 Prohibited Uses

Prohibited Uses:

All uses not permitted by Section 852.1 and without limiting the generality of the foregoing:

- (a) Lumber and Building Supply Yard
- (b) The Sale, Servicing, or Repair of New or Used Vehicles, Trailers, Mobile Homes, Recreation Vehicle Units, Boats, Farm and Industrial Machinery, and Internal Combustion Engines except as an Accessory Use to a Department or Hardware Store
- (c) Unenclosed Storage
- (d) Neighbourhood Public House
- (e) Beverage Container Depots where the total leasable floor area of all classes of uses is 1000 m² and less.

852.3 Buildings and Structures

Buildings and Structures:


- (a) Shall be sited not less than:
 - (i) 7.5 m (24.6 ft) from any lot line abutting a street.
 - (ii) 0 m from an interior side or rear lot line where it does not abut a street.
 - (iii) 5.0 m (16.4 ft) from the surface of parking areas, roadways, and driveways.

- (b) Shall not exceed a height of 37.0 m (121.4 ft) for apartments, tourist accommodation, and congregate housing and 28.0 m (91.8 ft) for all other land uses.

852.4 Density

Density:

- (a) Buildings and structures for apartment, congregate housing, or tourist accommodation uses shall not exceed a Floor Space Ratio of 2.0 and buildings and structures for any other use shall not exceed a Floor Space Ratio of 1.5.
- (b) If a building contains apartment, congregate housing, or tourist accommodation uses and any other permitted use, the land use having the largest Gross Floor Area shall be used to determine the maximum height and density of a building.
- (c) If there is located on one lot an apartment, congregate housing, or tourist accommodation building and a building containing any other permitted use, the Floor Space Ratio applicable to the land use having the largest Gross Floor Area shall apply.
- (d) Any recreation area provided within a building shall not be included in the Gross Floor Area for purposes of calculating the Floor Space Ratio up to a maximum of 20% of the Gross Floor Area of the building.
- (e) Only 50% of the Gross Floor Area of a theatre, art gallery or museum shall be included in the calculation of the Floor Space Ratio for the lot on which the development is to be located.



852.5 Beverage Container Depot

Beverage Container Depot:

Collection activities and storage to be conducted entirely within a building or fully enclosed structure.

852.6 General


General:

The relevant provisions of Sections 5, 6, 7, 8 and Schedule B and F of this bylaw shall apply.

854.1 Uses Permitted

Uses Permitted:

- (a) Assembly
- (b) Medical Services
- (c) Office
- (d) Personal Service Establishment
- (e) Restaurant
- (f) Retail Sales of Goods and Services
- (g) Tourist Accommodation
- (h) Apartment
- (i) Congregate Housing
- (j) Cable Hub Site
- (k) Beverage Container Depot
- (l) Liquor Retail Store
- (m) Non-Medical Cannabis Retail Store
- (n) Daycare, Adult
- (o) Daycare, Child



- (ii) 0 m from an interior side or rear lot line where it does not abut a street.
- (iii) 5.0 m (16.4 ft.) from the surface of parking areas, roadways, and driveways.
- (b) Shall not exceed a height of 37.0 m (121.4 ft.) for Apartments, Tourist Accommodation, and Congregate Housing and 28.0 m (91.8 ft.) for all other land uses.

854.4 Density

Density:

- (a) Buildings and structures for Apartment, Congregate Housing, or Tourist Accommodation uses shall not exceed a floor space ratio of 2.0 and buildings and structures for any other use shall not exceed a floor space ratio of 1.5.
- (b) If a building contains Apartment, Congregate Housing, or Tourist Accommodation uses and any other permitted use, the land use having the largest gross floor area shall be used to determine the maximum height and density of a building.
- (c) If there is located on one lot an Apartment, Congregate Housing, or Tourist Accommodation building and a building containing any other permitted use, the floor space ratio applicable to the land use having the largest gross floor area shall apply.
- (d) Any recreation area provided within a building shall not be included in the gross floor area for purposes of calculating the floor space ratio up to a maximum of 20% of the gross floor area of the building.
- (e) Only 50% of the gross floor area of a theatre, art gallery or museum shall be included in the calculation of the floor space ratio for the lot on which the development is to be located.
- (f) The gross floor area of a Liquor Retail Store or a Non-Medical Cannabis Retail Store shall not exceed 275 m² (2960 ft²).

854.2 Prohibited Uses

Prohibited Uses:

All uses not permitted by Section 854.1 and without limiting the generality of the foregoing:

- (a) Lumber and Building Supply Yard
- (b) The Sale, Servicing, Or Repair of New Or Used Vehicles, Trailers, Mobile Homes, Recreation Vehicle Units, Boats, Farm and Industrial Machinery, and Internal Combustion Engines Except as an Accessory Use to a Department Or Hardware Store.
- (c) Unenclosed Storage
- (d) Neighbourhood Public House
- (e) Beverage Container Depots where the total leasable floor area of all classes of uses is 1000 m² and less.

854.3 Buildings and Structures

Buildings and Structures:

- (a) Shall be sited not less than:
 - (i) 7.5 m (24.6 ft.) from any lot line abutting a street.

854.5 Beverage Container Depots

Beverage Container Depots:
Collection activities and storage to be conducted entirely within a building or fully enclosed structure.

854.6 Liquor Retail Store

Liquor Retail Store:
Shall be limited to one per shopping centre.

854.7 Non-Medical Cannabis Retail Store

Non-Medical Cannabis Retail Store:
Shall be limited to one per parcel.


854.8 General

General:
The relevant provisions of Sections 5, 6, 7, 8 and Schedule B and F of this bylaw shall apply.

856.1 Uses Permitted

Uses Permitted:

- (a) Retail Sales of Goods and Services
- (b) Office
- (c) Personal Service
- (d) Medical Service
- (e) Restaurant
- (f) Rental and Repair of Household Items, Tools, Appliances, and Small Equipment
- (g) Assembly
- (h) Automobile, Boat, Truck and Trailer Rentals
- (i) Facilities to Maintain, Wash, Park, Store, or Repair Motor Vehicles and Boats but excludes Service Station
- (j) Veterinary Clinic and Veterinary Hospital
- (k) Warehousing
- (l) Wholesaling and Wholesale Distribution
- (m) Research
- (n) Cable Hub Site
- (o) Accessory Residential
- (p) Daycare, Adult
- (q) Daycare, Child



- (ii) 0 m from a rear lot line which does not abut a street provided that where a building or structure is not sited immediately adjacent to, or within, 0.5 m (1.6 ft) of the rear lot line, it shall be sited not less than 3.0 (9.8 ft) from the rear lot line, and, where a rear lot line abuts an A, RS, RD, RC, RT, RM RA, or RP zone, the minimum setback shall be 7.5 m (24.6 ft).
- (iii) 0 m from an interior side lot line which does not abut a street provided that where a building or structure is not sited immediately adjacent to, or within, 0.5 m (1.6 ft) of the interior side lot line it shall be sited not less than 3.0 m (9.8 ft) from the interior side lot line, and, where an interior side lot line abuts an A, RS, RD, RC, RT, RM, RA, or RP zone the minimum setback shall be:
 - 3.0 m (9.8 ft) in the case of a one-storey building
 - 6.0 m (19.7 ft) in the case of a building of more than one-storey

856.2 Prohibited Uses

Prohibited Uses:

All uses not permitted by Section 856.1 and, without limiting the generality of the foregoing:

- (a) Lumber and Building Supply Yard
- (b) Auto Wrecking or the Storage of Wrecked Vehicles except within a permitted building
- (c) Neighbourhood Public House

- (b) Shall not exceed a height of 15.0 m (49.2 ft).

856.4 General

General:

The relevant provisions of Sections 5, 6, 7, 8 and Schedule B of this bylaw shall apply.

856.3 Buildings and Structures

Buildings and Structures:

- (a) Shall be sited not less than:
 - (i) 7.5 m (24.6 ft) from any lot line abutting a street except that where the area between the building and lot line is landscaped and not used for the provision of off-street parking the minimum setback may be reduced to 3.75 m (12.3 ft).

860.1 Uses Permitted

Uses Permitted:

- (a) Retail sales of goods and services
- (b) Offices
- (c) Personal services
- (d) Medical services
- (e) Restaurant
- (f) Rental and Repair of household items, tools, appliances and small equipment
- (g) Assembly
- (h) Automobile, boat, truck and trailer rentals
- (i) Facilities to maintain, wash, park, store, or repair motor vehicles
- (j) Veterinary clinic and veterinary hospital
- (k) Warehousing
- (l) Wholesaling and wholesale distribution
- (m) Research
- (n) Accessory residential
- (o) Cable Hub Site
- (p) High technology manufacturing
- (q) Daycare, Adult
- (r) Daycare, Child
- (s) High density tourist accommodation
- (t) Apartment

860.2 Prohibited Commercial Uses

Prohibited Commercial Uses:

All uses not permitted by Section 860.1 and, without limiting the generality of the foregoing:

- (a) Lumber and Building Supply Yard.
- (b) Auto Wrecking or the Storage of Wrecked Vehicles except within a permitted building.
- (c) Neighbourhood Public House.

860.3 Buildings and Structures

Buildings and Structures:

- (a) Shall be sited not less than:
 - (i) 7.5 m (24.6 ft) from any lot line abutting a street except that where the area between the building and lot line is landscaped and not used for the provision of off-street parking the minimum setback may be reduced to 3.75 m (12.3 ft).

- (ii) 0 m from a rear lot line which does not abut a street provided that where a building or structure is not sited immediately adjacent to, or within, 0.5 m (1.6 ft) of the rear lot line, it shall be sited not less than 3.0 m (9.8 ft) from the rear lot line, and where a rear lot line abuts an A, RS, RD, RC, RT, RM, RA, or RP zone, the minimum setback shall be 7.5 m (24.6 ft).
- (iii) 0 m from an interior side lot line which does not abut a street provided that where a building or structure is not sited immediately adjacent to, or within, 0.5 m (1.6 ft) of the interior lot line it shall be sited not less than 3.0 m (9.9 ft) from the interior side lot line, and, where an interior side lot line abuts an A, RS, RD, RC, RT, RM, RA, or RP zone the minimum setback shall be:
 - 3.0 m (9.8 ft) in the case of a one-storey building
 - 6.0 m (19.7 ft) in the case of a building of more than one storey

(b) Shall not exceed a height of 15.0 m (49.2 ft).

860.2 General

General:

The relevant provisions of Sections 5, 6, 7, 8 and Schedule B of this bylaw shall apply.

862.1 Uses Permitted

Uses Permitted:

- (a) Retail sales of goods and services
- (b) Offices
- (c) Personal services
- (d) Medical services
- (e) Restaurant
- (f) Rental and Repair of household items, tools, appliances and small equipment
- (g) Assembly
- (h) Veterinary clinic and veterinary hospital
- (i) Warehousing
- (j) Wholesaling and wholesale distribution
- (k) Research
- (l) Accessory residential
- (m) Cable Hub Site
- (n) High technology manufacturing
- (o) Daycare, Adult
- (p) Daycare, Child
- (q) High density tourist accommodation
- (r) Apartment

862.2 Prohibited Commercial Uses

Prohibited Commercial Uses:

All uses not permitted by Section 862.1 and, without limiting the generality of the foregoing:

- (a) Lumber and Building Supply Yard.
- (b) Auto Wrecking or the Storage of Wrecked Vehicles except within a permitted building.
- (c) Neighbourhood Public House.
- (d) Automobile, boat, truck and trailer sales, rentals
- (e) Facilities to maintain, wash, park, store, or repair motor vehicles

862.3 Buildings and Structures

Buildings and Structures:

- (a) Shall be sited not less than:
 - (i) 7.5 m (24.6 ft) from any lot line abutting a street except that where the area between the building and lot line is

- landscaped and not used for the provision of off-street parking the minimum setback may be reduced to 3.75 m (12.3 ft).
- (ii) 0 m from a rear lot line which does not abut a street provided that where a building or structure is not sited immediately adjacent to, or within, 0.5 m (1.6 ft) of the rear lot line, it shall be sited not less than 3.0 m (9.8 ft) from the rear lot line, and where a rear lot line abuts an A, RS, RD, RC, RT, RM, RA, or RP zone, the minimum setback shall be 7.5 m (24.6 ft).
- (iii) 0 m from an interior side lot line which does not abut a street provided that where a building or structure is not sited immediately adjacent to, or within, 0.5 m (1.6 ft) of the interior lot line it shall be sited not less than 3.0 m (9.9 ft) from the interior side lot line, and, where an interior side lot line abuts an A, RS, RD, RC, RT, RM, RA, or RP zone the minimum setback shall be:
 - 3.0 m (9.8 ft) in the case of a one-storey building
 - 6.0 m (19.7 ft) in the case of a building of more than one storey

- (b) Shall not exceed a height of 15.0 m (49.2 ft).

862.4 General

General:

The relevant provisions of Sections 5, 6, 7, 8 and Schedule B of this bylaw shall apply.

864.1 Uses Permitted

Uses Permitted:

- (a) Drive-In Business
- (b) Fast Food Restaurant
- (c) Drive-In Restaurant
- (d) Cable Hub Site

864.2 Prohibited Uses

Prohibited Uses:

All uses not permitted by Section 864.1 and, without limiting the generality of the foregoing:

- (a) Auto Wash
- (b) Service Station
- (c) Drive-In Theatre
- (d) Unenclosed Storage

864.3 Buildings and Structures

Buildings and Structures:

- (a) Shall be sited not less than:
 - (i) 7.5 m (24.6 ft) from any lot line abutting a street except that where the area between the building and lot line is landscaped and not used for the provision of off-street parking the minimum setback may be reduced to 3.75 m (12.3 ft).
 - (ii) 0 m from a rear lot line which does not abut a street provided that where a building or structure is not sited immediately adjacent to, or within, 0.5 m (1.6 ft) of the rear lot line, it shall be sited not less than 3.0 (9.8 ft) from the rear lot line, and, where a rear lot line abuts an A, RS, RD, RC, RT, RM RA, or RP zone, the minimum setback shall be 7.5 m (24.6 ft).

- (iii) 0 m from an interior side lot line which does not abut a street provided that where a building or structure is not sited immediately adjacent to, or within, 0.5 m (1.6 ft) of the interior side lot line it shall be sited not less than 3.0 m (9.8 ft) from the interior side lot line, and, where an interior side lot line abuts an A, RS, RD, RC, RT, RM, RA, or RP zone the minimum setback shall be:
 - 3.0 m (9.8 ft) in the case of a one-storey building
 - 6.0 m (19.7 ft) in the case of a building of more than one-storey

- (b) Shall not exceed a height of 7.5 m (24.6 ft).

864.4 General

General:

The relevant provisions of Sections 5, 6, 7 and Schedule B of this bylaw shall apply.

This page intentionally left blank.

868.1 Uses Permitted

Uses Permitted:

- (a) Service Station
- (b) Servicing and Repair of Motor Vehicles
- (c) Auto Wash
- (d) Storage and Rental of Trucks having a Gross Vehicle Weight not exceeding 5000 kg, and Utility Trailers not exceeding 5.5 m in length as an Accessory Use to a Service Station
- (e) Taxi Office
- (f) Retail Sale of Groceries, Perishable Items and Sundry Household Items accessory to a Service Station Use
- (g) Restaurant accessory to a Service Station Use
- (h) Cable Hub Site

868.2 Prohibited Uses

Prohibited Uses:

All uses not permitted by Section 868.1 and, without limiting the generality of the foregoing:

- (a) Body Shop
- (b) Paint Shop
- (c) Welding Shop
- (d) Machine Shop

868.3 Buildings and Structures

Buildings and Structures:

- (a) Shall be sited not less than:
 - (i) 10.5 m (34.4 ft) from any lot line abutting a street.
 - (ii) 0 m from a rear lot line which does not abut a street provided that where a building or structure is not sited immediately adjacent to, or within, 0.5 m (1.6 ft) of the rear lot line, it shall be sited not less than 3.0 m (9.8 ft) from the rear lot line, and, where a rear lot line abuts an A, RS, RD, RC, RT, RM, RA, or RP zone, the minimum setback shall be 7.5 m (24.6 ft).
 - (iii) 0 m from an interior side lot line which

does not abut a street provided that where a building or structure is not sited immediately adjacent to, or within, 0.5 m (1.6 ft) of the interior side lot line it shall be sited not less than 3.0 m (9.8 ft) from the interior side lot line, and, where an interior side lot line abuts an A, RS, RD, RC, RT, RM, RA, or RP zone the minimum setback shall be:

- 3.0 m (9.8 ft) in the case of a one-storey building
- 6.0 m (19.7 ft) in the case of a building of more than one-storey
- (iv) 3.0 m (9.8 ft) from all lot lines for a canopy.
- (v) 4.5 m (14.8 ft) from all lot lines for gasoline pump stands, compressed air connections and other equipment.

- (b) Shall not exceed a height of 7.5 m (24.6 ft).

868.4 General

General:

The relevant provisions of Sections 5, 6, 7 and Schedule B of this bylaw shall apply.

872.1 Uses Permitted

Uses Permitted:

- (a) Service Station
- (b) Accessory Retail Sales
- (c) Cable Hub Site

872.2 Prohibited Uses

Prohibited Uses:

All uses not permitted by Section 872.1 and, without limiting the generality of the foregoing:

- (a) Storage, Rental and Sale of Motor Vehicles
- (b) Unenclosed Storage

872.3 Buildings and Structures

Buildings and Structures:

- (a) Shall be sited not less than:
 - (i) 10.5 m (34.4 ft) from any lot line for a building.
 - (ii) 3.0 m (9.8 ft) from all lot lines for a canopy.
 - (iii) 4.5 m (14.8 ft) from all lot lines for gasoline pumps, compressed air connections, and other equipment.
- (b) Shall not exceed a height of 7.5 m (24.6 ft).

872.4 Accessory Retail Sales

Accessory Retail Sales:

Retail sales accessory to a service station use may include the sale of products other than automobile accessories, provided that the total area devoted to the display or sale of such goods does not exceed 3.0 m² (32 ft²) of Gross Floor Area.

872.5 General

General:

The relevant provisions of Sections 5, 6, 7 and Schedule B of this bylaw shall apply.

876.1 Uses Permitted

Uses Permitted:

- (a) Tourist Accommodation
- (b) Recreation Facility
- (c) Cable Hub Site
- (d) Accessory Residential

876.2 Buildings and Structures

Buildings and Structures:

- (a) Shall be sited not less than:
 - (i) 9.0 m (29.5 ft) from a front lot line.
 - (ii) 7.5 m (24.6 ft) from a rear lot line.
 - (iii) 7.5 m (24.6 ft) from an interior and exterior side lot line.
- (b) Shall not exceed a height of 7.5 m (24.6 ft).

876.3 Density

Density:

- (a) The maximum density shall be one dwelling unit or sleeping unit for each 180 m² (1938 ft²) of lot area.
- (b) Buildings and structures shall not exceed a Floor Space Ratio of 0.55.

876.4 General

General:

The relevant provisions of Section 5, 6, and 7 of this bylaw shall apply.

880.1 Uses Permitted

Uses Permitted:

- (a) Tourist Accommodation
- (b) Apartments Accessory to a Hotel Use
- (c) Accessory Residential
- (d) Congregate Housing
- (e) Recreation Facility
- (f) Cable Hub Site

880.2 Buildings and Structures

Buildings and Structures:

- (a) Shall be sited not less than:
 - (i) 7.5 m (24.6 ft) from any lot line abutting a street except that where the area between the building and lot line is landscaped and not used for the provision of off-street parking the minimum setback may be reduced to 3.75 m (12.3 ft).
 - (ii) 0 m from a rear lot line which does not abut a street provided that where a building or structure is not sited immediately adjacent to, of within, 0.5 m (1.6 ft) of the rear lot line, it shall be sited not less than 3.0 m (9.8 ft) from the rear lot line, and, where a rear lot line abuts an A, RS, RD, RT, RM, RA, or RP zone, the minimum setback shall be 7.5 m (24.6 ft).
 - (iii) 0 m from an interior side lot line which does not abut a street provided that where a building or structure is not sited immediately adjacent to, or within, 0.5 m (1.6 ft) of the interior side lot line it shall be sited not less than 3.0 m (9.8 ft) from the interior side lot line abuts an A, RS, RD, RC, RT, RM, RA, or RP zone the minimum setback shall be:
 - 3.0 m (9.8 ft) in the case of a one-storey building
 - 6.0 m (19.7 ft) in the case of a building of more than one-storey
 - (iv) 7.5 m (24.6 ft) from a front, exterior side and interior side lot line and 10.0 m (32.8 ft) from a rear lot line for the portion of the building used for sleeping or dwelling units.
- (b) Shall not exceed a height of 20.0 m (65.6 ft).

880.3 Density

Density:

- (a) Buildings and structures shall not exceed:
 - (i) For tourist accommodation or congregate housing a Floor Space Ratio of 1.20.
 - (ii) For apartments, a Floor Space Ratio of 0.55.
- (b) The number of apartments shall not exceed 50% of the total number of sleeping or dwelling units provided.

880.4 Recreation Areas

Recreation Areas:

- (a) Shall be provided on the same parcel on which tourist accommodation, congregate housing, or apartments are provided in sleeping or dwelling units.
- (b) Shall be provided in the amount of 10 m² (108 ft²) per sleeping or dwelling units.
- (c) Where less than 50 m² (538 ft²) shall not be included in the calculation of the minimum recreation area to be provided in a development.
- (d) Where consisting of an indoor swimming pool and associated areas shall be multiplied by 2 for the purposes of satisfying Subsection 880.4 (b).
- (e) Where consisting of an outdoor swimming pool, indoor or outdoor racquet courts and associated areas shall be multiplied by 1.5 for the purposes of satisfying Subsection 880.4 (b).

880.5 General

General:

- (a) The relevant provisions of Sections 5, 6, 7 and Schedule B and F of the bylaw shall apply.
- (b) Notwithstanding Section 880.1, "office" is permitted on Lot A, Section 7, Victoria District, Plan 43259 (3269 Maple Street) provided that the gross floor area for an office use does not exceed 275 m² (2960 ft²).

B. 9275 2014 

881.1 Uses Permitted

Uses Permitted:

- (a) Tourist Accommodation
- (b) Apartments Accessory to a Hotel Use
- (c) Accessory Residential
- (d) Congregate Housing
- (e) Recreation Facility
- (f) Cable Hub Site
- (g) Liquor Retail Store
- (h) Non-Medical Cannabis Retail Store

881.2 Buildings and Structures


Buildings and Structures:

- (a) Shall be sited not less than:
 - (i) 7.5 m (24.6 ft) from any lot line abutting a street except that where the area between the building and lot line is landscaped and not used for the provision of off-street parking the minimum setback may be reduced to 3.75 m (12.3 ft).
 - (ii) 0 m from a rear lot line which does not abut a street provided that where a building or structure is not sited immediately adjacent to, or within, 0.5 m (1.6 ft) of the rear lot line, it shall be sited not less than 3.0 m (9.8 ft) from the rear lot line and, where a rear lot line abuts an A, RS, RD, RT, RM, RA, or RP zone, the minimum setback shall be 7.5 m (24.6 ft).
 - (iii) 0 m from an interior side lot line which does not abut a street provided that where a building or structure is not sited immediately adjacent to, or within, 0.5 m (1.6 ft) of the interior side lot line it shall be sited not less than 3.0 m (9.8 ft) From the interior side lot line abuts an A, RS, RD, RC, RT, RM, RA, or RP zone the minimum setback shall be:
 - 3.0 m (9.8 ft) in the case of a one-storey building
 - 6.0 m (19.7 ft) in the case of a building or more than one-storey
 - (iv) 7.5 m (24.6 ft) from a front, exterior side and interior side lot line and 10.0 m (32.8 ft) from a rear lot line for the portion of the building used for sleeping or dwelling units.
- (b) Shall not exceed a height of 20.0 m (65.6 ft).

881.3 Density

Density:

- (a) Buildings and structures shall not exceed:
 - (i) For tourist accommodation or congregate housing a Floor Space Ratio of 1.20.
 - (ii) For apartments, a Floor Space Ratio of 0.55.
- (b) The number of apartments shall not exceed 50% of the total number of sleeping or dwelling units provided.
- (c) The gross floor area of a Liquor Retail Store or a Non-Medical Cannabis Retail Store shall not exceed 275 m² (2960 ft²).



881.4 Recreation Areas

Recreation Areas:

- (a) Shall be provided on the same parcel on which tourist accommodation, congregate housing, or apartments are provided in sleeping or dwelling units.
- (b) Shall be provided in the amount of 10 m² (108 ft²) per sleeping or dwelling units.
- (c) Where less than 50 m² (538 ft²) shall not be included in the calculation of the minimum recreation area to be provided in a development.
- (d) Where consisting of an indoor swimming pool and associated areas shall be multiplied by 2 for the purposes of satisfying Subsection 881.4(b).
- (e) Where consisting of an outdoor swimming pool, indoor or outdoor racquet courts and associated areas shall be multiplied by 1.5 for the purposes of satisfying Subsection 881.4(b).

881.5 Liquor Retail Store

Liquor Retail Store:

Shall be limited to one per parcel.

881.6 Non-Medical Cannabis Retail Store

Non-Medical Cannabis Retail Store:
Shall be limited to one per parcel.

881.7 General

General:
The relevant provisions of Sections 5, 6, 7, 8
and Schedule B and F of the bylaw shall apply.

882.1 Uses Permitted

Uses Permitted:

- (a) Warehousing
- (b) Research
- (c) Accessory Unenclosed Storage of Recreation Vehicles
- (d) Office
- (e) Accessory Residential
- (f) Cable Hub Site

882.2 Buildings and Structures

Buildings and Structures:

- (a) Shall be sited not less than:
 - (i) 3.75 m (12.3 ft) from a front lot line.
 - (ii) 9.0 m (29.5 ft) from a rear lot line.
 - (iii) 6.0 m (19.7 ft) from an interior side lot line.
- (b) Shall not exceed a height of 7.5 m (24.6 ft).

882.3 Density

Density:

- (a) Buildings and structures shall not exceed a floor space ratio of 0.75.

882.4 General

General:

The relevant provisions of Sections 5, 6, and 7 of this bylaw shall apply.

884.1 Uses Permitted

Uses Permitted:

- (a) School
- (b) College
- (c) Assembly
- (d) Restaurant and Retail Sale of Books and Gifts incidental to a permitted use
- (e) Accessory Residential
- (f) Cable Hub Site
- (g) Daycare, Adult
- (h) Daycare, Child

884.2 Buildings and Structures

Buildings and Structures:

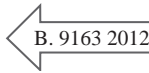
- (a) Shall be sited not less than:
 - (i) 7.5 m (24.6 ft) from any lot line abutting a street except that where the area between the building and lot line is landscaped and not used for the provision of off-street parking the minimum setback may be reduced to 3.75 m (12.3 ft).
 - (ii) 0 m from a rear lot line which does not abut a street provided that where a building or structure is not sited immediately adjacent to, or within, 0.5 m (1.6 ft) of the rear lot line, it shall be sited not less than 3.0 m (9.8 ft) from the rear lot line, and, where a rear lot line abuts an A, RS, RD, RC, RT, RM, RA, or RP zone, the minimum setback shall be 7.5 m (24.6 ft).
 - (iii) 0 m from an interior side lot line which does not abut a street provided that where a building or structure is not sited immediately adjacent to, or within, 0.5 m (1.6 ft) of the interior side lot line it shall be sited not less than 3.0 m (9.8 ft) from the interior side lot line, and where an interior side lot line abuts an A, RS, RD, RC, RT, RM, RA, or RP zone the minimum setback shall be:
 - 3.0 m (9.8 ft) in the case of a one-storey building
 - 6.0 m (19.7 ft) in the case of a building of more than one-storey
 - (iv) 7.5 m (24.6 ft) from a front, exterior side and interior side lot line and 10.0 m (32.8 ft) from a rear lot line for the portion of the building used for sleeping or dwelling units.
- (b) Shall not exceed a height of 15.0 m (49.2 ft).

884.3 Density

Density:

Buildings and structures shall not exceed a Floor Space Ratio of 0.60.

884.4 Restaurant and Retail Sale of Books and Gifts Incidental to a Permitted Use



Restaurant and Retail Sale of Books and Gifts Incidental to a Permitted Use:

- (a) The combined area for restaurant and retail sale of books and gifts shall not exceed 5% of the Gross Floor Area of any buildings which are on the parcel.
- (b) Shall be located on the first floor.

884.5 Accessory Residential

Accessory Residential:

Shall be located within the building containing the school or college use.

884.6 General

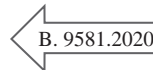
General:

The relevant provisions of Sections 5, 6, 7 and Schedule B of this bylaw shall apply.

888.1 Uses Permitted

Uses Permitted:

- (a) Neighbourhood Public House
- (b) Retail Sales of Goods and Services
- (c) Office
- (d) Restaurant
- (e) Assembly
- (f) Personal Service
- (g) Medical Services
- (h) Cable Hub Site
- (i) Accessory Residential
- (j) Liquor Retail Store
- (k) Non-Medical Cannabis Retail Store



888.2 Prohibited Uses

Prohibited Uses:

All uses not permitted by Section 888.1 and without limited the generality of the foregoing:

- (a) Lumber and Building Supply Yard
- (b) Sale and Servicing of New and Used Automobiles, Trucks, Farm and Industrial Machinery, Trailers, Mobile Homes, Camper Vehicles and Boats except as provided in a Department or Hardware Store
- (c) Unenclosed Storage

888.3 Density

Density:

- (a) Buildings and structures shall not exceed a Floor Space Ratio of 0.45.
- (b) The gross floor area of a Liquor Retail Store or Non-Medical Cannabis Retail Store shall not exceed 275 m² (2960 ft²).

888.4 Buildings and Structures

Buildings and Structures:

- (a) Shall be sited not less than:
 - (i) 7.5 m (24.6 ft) from any lot line abutting a street except that where the area between the building and lot line is landscaped and not used for the provision of off-street parking the minimum setback may be reduced to 3.75 m (12.3 ft).

- (ii) 0 m from a rear lot line which does not abut a street provided that where a building or structure is not sited immediately adjacent to, or within, 0.5 m (1.6 ft) of the rear lot line, it shall be sited not less than 3.0 m (9.8 ft) from the rear lot line, and, where a rear lot line abuts an A, RS, RD, RC, RT, RM, RA, or RP zone, the minimum setback shall be 7.5 m (24.6 ft).
- (iii) 0 m from an interior side lot line which does not abut a street provided that where a building or structure is not sited immediately adjacent to, or within, 0.5 m (1.6 ft) of the interior side lot line it shall be sited not less than 3.0 m (9.8 ft) from the interior side lot line, and, where an interior side lot line abuts an A, RS, RD, RC, RT, RM, RA, or RP zone the minimum setback shall be:
 - 3.0 m (9.8 ft) in the case of a one-storey building
 - 6.0 (19.7 ft) in the case of a building or more than one-storey

- (b) Shall not exceed a height of 9.5 m (31.0 ft).

888.5 Accessory Residential

Accessory Residential:

Shall be contained within the principal building housing a permitted use and may be on the main floor.

888.6 Liquor Retail Store

Liquor Retail Store:

Shall be limited to one per parcel.

888.7 Non-Medical Cannabis Retail Store

Non-Medical Cannabis Retail Store:

Shall be limited to one per parcel.

888.8 General

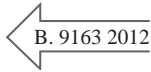
General:

The relevant provisions of Sections 5, 6, 7, 8 and Schedule B and F of this bylaw shall apply.

890.1 Uses Permitted

Uses Permitted:

- (a) Retail Sales of Goods and Services
- (b) Personal Service
- (c) Office
- (d) Restaurant
- (e) Apartment
- (f) Congregate Housing
- (g) Accessory Residential
- (h) Cable Hub Site
- (i) Home Occupation Office and Daycare for preschool children
- (j) Daycare, Adult
- (k) Daycare, Child



890.2 Prohibited Uses

Prohibited Uses:

All uses not permitted by Section 890.1 and without limiting the generality of the foregoing:

- (a) Lumber and Building Supply Yard.
- (b) The Sale, Servicing or Repair of New or Used Vehicles, Trailers, Mobile Homes, Recreation Vehicle Units, Boats, Farm and Industrial Machinery, and Internal Combustion Engines except as an Accessory Use to a Department or Hardware Store.
- (c) Unenclosed storage.
- (d) Neighbourhood Public House.

890.3 Density

Density:

Buildings and Structures shall not exceed a Floor Space Ratio of 2.30.

890.4 Open Space Areas

Open Space Areas:

Open Space areas shall be provided as follows:

- (a) A continuous hard or soft landscape area equal to 10% of the total site area shall be provided and located:
 - (i) outside the required building setback area;
 - (ii) outside the required parking area.

890.5 Buildings and Structures

Buildings and Structures:

(a) Shall be sited not less than:

- (i) 7.5 m (24.6 ft) from any lot line abutting a street except that where the area between the building and lot line is landscaped and not used for the provision of off-street parking the minimum setback may be reduced to 3.75 m (12.3 ft).
- (ii) 0 m from a rear lot line which does not abut a street provided that where a building or structure is not sited immediately adjacent to, or within 0.5 m (1.6 ft) of the rear lot line it shall be sited not less than 3.0 m (9.8 ft) from the rear lot line and, where a rear lot line abuts an RS, RD, RC, RT, RM, RA or RP zone, the minimum setback shall be 7.5 m (24.6 ft).
- (iii) 0 m from an interior side lot line which does not abut a street provided that where a building or structure is not sited immediately adjacent to, or within 0.5 m (1.6 ft) of the interior side lot line it shall be sited not less than 3.0 m (9.8 ft) from the interior side lot line and, where an interior side lot line abuts an RS, RD, RC, RT, RM, RA or RP zone, the minimum setback shall be:
 - 3.0 m (9.8 ft) in the case of a one-storey building
 - 6.0 m (19.7 ft) in the case of a building of more than one storey
- (iv) 7.5 m (24.6 ft) from a front, rear, exterior side and interior side lot line for the portion of the building used for apartment use or a congregate housing use.

(b) Shall not exceed a height of 22 m (72.2 ft)

(c) Off Street Parking

- (i) Underground parking and or structures shall not be permitted within 3m (9.8 ft) of a lot line abutting a street, or a right-of-way for public pedestrian access.



890.6 Buildings and Structures for Apartment or Congregate Housing

Buildings and Structures for Apartment or Congregate Housing:

- (a) Shall be permitted only where no Advertising Use or Accessory Advertising Use is on, above, or attached to the storeys so used.

890.7 Accessory Residential

Accessory Residential:

Shall be contained within the building housing a permitted commercial use and may be on the main floor.

890.8 General

General:

The relevant provisions of Sections 5, 6, 7, 8 and Schedules B and F of this bylaw shall apply.

891.1 Uses Permitted



Uses Permitted:

- (a) Apartment
- (b) Accessory Residential
- (c) Day Care, Adult
- (d) Day Care, Child
- (e) Congregate Housing
- (f) Home Occupation Office and Day Care for preschool Children
- (g) Personal Service
- (h) Retail Sales of Goods and Services
- (i) Restaurant

891.2 Prohibited Uses

Prohibited Uses:

All uses not permitted by Section 892.1 and without limiting the generality of the foregoing:

- (a) Lumber and Building Supply Yard
- (b) The Sale, Servicing or Repair of New or Used Vehicles, Trailers, Mobile Homes, Recreation Vehicle Units, Boats, Farm and Industrial Machinery, and Internal Combustion Engines except as an Accessory Use to a Department or Hardware Store.
- (c) Unenclosed storage.
- (d) Neighbourhood Public House

891.3 Lot Coverage

- (a) The maximum coverage of all buildings and structures shall not exceed 60%.

891.4 Density

Density:

Buildings and Structures shall not exceed a Floor Space Ratio of 2.0, except that where at least 80% of the **proposed** parking is located within a parking structure below grade, the Floor Space Ratio may be increased to 3.2.

891.5 Buildings and Structures

Buildings and Structures:

- (a) Shall be sited not less than:
 - (i) 5.0 m (16.4 ft) from any lot line abutting a street.
 - (ii) 5.0 m (16.4 ft) from an interior side lot line.
 - (iii) 7.5 m (24.6 ft) from a rear lot line.

- (b) Shall not exceed a continuous horizontal width of 55.0 m (180.4 ft).
- (c) Shall not exceed a height of 15 m (49.2 ft) for buildings and structures where the lot coverage is greater than 55%; or
- (d) Shall not exceed a height of 20 m (65.6 ft) where the lot coverage is less than 55%.
- (e) Off Street Parking
 - (i) Underground parking and or structures shall not be permitted within 3 m (9.8 ft) of a lot line abutting a street, or a right of way for public pedestrian access.

891.6 Buildings and Structures for Apartment and Congregate Housing

Buildings and Structures for Apartment or Congregate Housing:

- (a) Shall be permitted only where no Advertising Use or Accessory Advertising Use is on, above, or attached to the storeys so used.

891.7 Accessory Residential Use

Accessory Residential Use:

- (a) Shall be contained within the building housing a permitted commercial use and may be on the main floor.

891.8 General

General:

The relevant provisions of Section 5, 6, 7, 8 and Schedules B and F of this Bylaw shall apply.



892.1 Uses Permitted

Uses Permitted:

- (a) Apartment
- (b) Attached Housing
- (c) Accessory Residential
- (d) Day Care, Adult
- (e) Day Care, Child
- (f) Congregate Housing
- (g) Home Occupation Office and Day Care for preschool Children
- (h) Personal Service
- (i) Retail Sales of Goods and Services
- (j) Restaurant
- (k) Medical Services
- (l) Office

892.2 Prohibited Uses

Prohibited Uses:

All uses not permitted by Section 891.1 and without limiting the generality of the foregoing:

- (a) Lumber and Building Supply Yard
- (b) The Sale, Servicing or Repair of New or Used Vehicles, Trailers, Mobile Homes, Recreation Vehicle Units, Boats, Farm and Industrial Machinery, and Internal Combustion Engines
- (c) Unenclosed storage.
- (d) Beverage Container Depot except as an Accessory Use with collection activities and storage to be conducted entirely within a building or fully enclosed structure.

892.3 Density

Density:

Building and Structures shall not exceed a Floor Space Ratio of 3.55

892.4 Buildings and Structures

Buildings and Structures:

- (a) Shall be sited not less than:
 - (i) 7.5 m (24.6 ft) from any lot line abutting a street except that where the area between the building and lot line is landscaped and not used for the provision of off-street parking the minimum setback may be reduced to 3.75 m (12.3 ft).
 - (ii) 0 m from a rear lot line which does not abut a street provided that where a building or structure is not sited immediately adjacent to, or within 0.5 m (1.6 ft) of the

rear lot line it shall be sited not less than 3.0 m (9.8 ft) from the rear lot line and, where a rear lot line abuts an RS, RD, RC, RT, RM, RA or RP zone, the minimum setback shall be 7.5 m (24.6 ft).

- (iii) 0 m from an interior side lot line which does not abut a street provided that where a building or structure is not sited immediately adjacent to, or within 0.5 m (1.6 ft) of the interior side lot line it shall be sited not less than 3.0 m (9.8 ft) from the interior side lot line and, where an interior side lot line abuts an RS, RD, RC, RT, RM, RA or RP zone, the minimum setback shall be:
 - 3.0 m (9.8 ft) in the case of a one-storey building
 - 6.0 m (19.7 ft) in the case of a building of more than one storey

7.5 m (24.6 ft) from a front, rear, exterior side and interior side lot line for the portion of the building used for apartment use or a congregate housing use.

- (b) Shall not exceed a height of 21.5 m

892.5 Buildings and Structures for Apartment and Congregate Housing

Buildings and Structures for Apartment or Congregate Housing:

- (a) Shall be permitted only where no Advertising Use or Accessory Advertising Use is on, above, or attached to the storeys so used.

892.6 Accessory Residential

Accessory Residential:

Shall be contained within the principal building housing a permitted use and may be on the main floor.

892.7 General

General:

The relevant provisions of Section 5, 6, 7, 8 and Schedules B and F of this Bylaw shall apply.

This page intentionally left blank.

M *Zones*

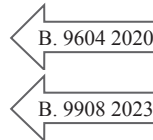


This page intentionally left blank.

901.1 Uses Permitted

Uses Permitted:

- (a) Industry
- (b) Wholesale and Warehouse Distribution
- (c) Research
- (d) Lumber and Building Supply Yard
- (e) Office
- (f) Accessory Unenclosed Storage
- (g) Servicing, Testing and Repair of Goods
- (h) Food Processing
- (i) Retail Sales Incidental to a Permitted Use
- (j) Accessory Residential
- (k) Cable Hub Site
- (l) Rental and Repair of Household Items, Tools, Appliances and Small Equipment
- (m) Beverage Container Depot
- (n) Cannabis Production
- (o) Non-Medical Cannabis Producer Retail Store



901.2 Prohibited Uses

Prohibited Uses:

All uses not permitted by Section 901.1 and, without limiting the generality of the foregoing:

- (a) The operation of sawmills, hammer mills, rolling mills, blast furnaces, foundries, drop forges, brick kilns, flour mills.
- (b) The incinerating, processing, rendering, or canning of fish, animal or vegetable products which will result in any vibration, noise, heat, glare, odours, smoke, or fumes detectable from outside any building or structure on the lot, and the manufacture of matches, paper, or rubber.
- (c) The manufacturing, processing, refining, mixing, or bulk storing of petroleum, bitumen, coal, or tar products, or derivatives and corrosive, noxious highly flammable or explosive minerals, chemicals, gases and fission or fusion products.
- (d) The smelting, refining and reducing of minerals or metallic ores.
- (e) The operation of stock yards, the slaughtering of animals or poultry and the manufacturing of fertilizer.

- (f) The wrecking, salvaging or storing of salvage, scrap, or junk except as an accessory use.
- (g) The direct sale of motor fuels to customers on site.

901.3 Buildings and Structures

Buildings and Structures:

- (a) Shall be sited not less than:
 - (i) 7.5 m (24.6 ft) from any lot line abutting a street except that where the area between the building and a lot line is landscaped and not used for the provision of off-street parking the minimum setback may be reduced to 3.75 m (12.3 ft).
 - (ii) 0 m from a rear lot line which does not abut a street provided that where a building or structure is not sited immediately adjacent to, or within, 0.5 m (1.6 ft) of the rear lot line, it shall be sited not less than 3.0 m (9.8 ft) from the rear lot line.
 - (iii) 6.0 m (19.7 ft) from an interior side lot line provided that the minimum setback may be reduced to 0 m on one side only.
 - (iv) 12.0 m (39.4 ft) from any lot line abutting an A, RS, RD, RC, RT, RM, RA or RP zone.
- (b) Shall not exceed a height of 10.0 m (32.8 ft).

901.4 Accessory Unenclosed Storage

Accessory Unenclosed Storage:

An accessory unenclosed storage use involving the storage of salvage, scrap, junk, or other material excluding sand, gravels, or earth shall not be stored so as to extend more than 2.5 m (8.2 ft) above finished ground level.

901.5 Retail Sales Incidental to a Permitted Use

Retail Sales Incidental to a Permitted Use:

- (a) No area outside a building shall be used for the display or storage of goods or products available for retail sale.

- (b) A retail sales area for any business shall not exceed 25% of the Gross Floor Area of any buildings or parts of buildings which are on the parcel and used by the business.

901.6 Beverage Container Depots

Beverage Container Depots:

Collection activities and storage to be conducted entirely within a building or enclosed structure.

901.7 General

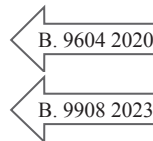
General:

The relevant provisions of Sections 5, 6, 7, 8 and Schedule B of this bylaw shall apply.

905.1 Uses Permitted

Uses Permitted:

- (a) Industry
- (b) Wholesale and Warehouse Distribution
- (c) Research
- (d) Lumber and Building Supply Yard
- (e) Office
- (f) Restaurant
- (g) Accessory Unenclosed Storage
- (h) Servicing, Testing and Repair of Goods
- (i) Food Processing
- (j) Retail Sales Incidental to a Permitted Use
- (k) Accessory Residential
- (l) Cable Hub Site
- (m) Rental and Repair of Household Items, Tools, Appliances and Small Equipment
- (n) Beverage Container Depot
- (o) Cannabis Production
- (p) Non-Medical Cannabis Producer Retail Store



905.2 Prohibited Uses

Prohibited Uses:

All uses not permitted by Section 905.1 and, without limiting the generality of the foregoing:

- (a) The operation of sawmills, hammer mills, rolling mills, blast furnaces, drop forges, brick kilns, flour mills.
- (b) The incinerating, processing, rendering, or canning of fish, animal or vegetable products which will result in any vibration, noise, heat, glare, odours, smoke or fumes detectable from outside any building or structure on the lot, and the manufacture of matches, paper, or rubber.
- (c) The manufacturing, processing, refining, mixing, or bulk storing of petroleum, bitumen, coal, or tar products, or derivatives and corrosive, noxious, highly flammable or explosive minerals, chemicals, gases and fission or fusion products.
- (d) The smelting, refining and reducing of minerals or metallic ores.
- (e) The operation of stock yards, the slaughtering of animals, or poultry, the manufacturing of fertilizer.

- (f) The wrecking, salvaging or storing of salvage, scrap, or junk except as an accessory use.
- (g) The direct sale of motor fuels to customers on site.

905.3 Buildings and Structures

Buildings and Structures:

- (a) Shall be sited not less than:
 - (i) 7.5 m (24.6 ft) from any lot line abutting a street except that where the area between the building and a lot line is landscaped and not used for the provision of off-street parking, the minimum setback may be reduced to 3.75 m (12.3 ft).
 - (ii) 0 m from a rear lot line which does not abut a street provided that where a building or structure is not sited immediately adjacent to, or within, 0.5 m (1.6 ft) of the rear lot line, it shall be sited not less that 3.0 (9.8f t) from the rear lot line.
 - (iii) 6.0 m (19.7 ft) from an interior side lot line provided that the minimum setback may be reduced to 0 m on one side only.
 - (iv) 12.0 m (39.4 ft) from any lot line abutting an A, RS, RD, RC, RT, RM, RA, or RP zone.
- (b) Shall not exceed a height of 10.0 m (32.8 ft).

905.4 Accessory Unenclosed Storage

Accessory Unenclosed Storage:

An accessory unenclosed storage use involving the storage of salvage, scrap, junk, or other material excluding sand, gravels, or earth shall not be stored so as to extend more than 2.5 m (8.2 ft) above finished ground level.

905.5 Retail Sales Incidental to a Permitted Use

Retail Sales Incidental to a Permitted Use:

- (a) No area outside a building shall be used for the display or storage of goods or products available for retail sale.
- (b) A retail sales area for any business shall not exceed 25% of the gross floor area of any buildings or parts of buildings which are on the parcel and used by the business.

905.6 Beverage Container Depots

Beverage Container Depots:

Collection activities and storage to be conducted entirely within a building or enclosed structure.

903.7 General

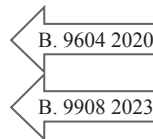
General:

The relevant provisions of Sections 5, 6, 7, 8 and Schedule B of this bylaw shall apply.

906.1 Uses Permitted

Uses Permitted:

- (a) Industry
- (b) Warehousing
- (c) Wholesale and Warehouse Distribution
- (d) Research
- (e) Office
- (f) Commercial Instruction and Education
- (g) Restaurant
- (h) Accessory Unenclosed Storage
- (i) Servicing, Testing and Repair of Goods
- (j) Food Processing
- (k) Retail Sales Incidental to a Permitted Use
- (l) Accessory Residential
- (m) Cable Hub Site
- (n) Rental and Repair of Household Items, Tools, Appliances and Small Equipment
- (o) Beverage Container Depot
- (p) Cannabis Production
- (q) Non-Medical Cannabis Producer Retail Store



906.2 Prohibited Uses

Prohibited Uses:

All uses not permitted by Section 906.1 and, without limiting the generality of the foregoing:

- (a) The operation of sawmills, hammer mills, rolling mills, blast furnaces, drop forges, brick kilns, flour mills.
- (b) The incinerating, processing, rendering, or canning of fish, animal or vegetable products which will result in any vibration, noise, heat, glare, odours, smoke or fumes detectable from outside any building or structure on the lot, and the manufacture of matches, paper, or rubber.
- (c) The manufacturing, processing, refining, mixing, or bulk storing of petroleum, bitumen, coal, or tar products, or derivatives and corrosive, noxious, highly flammable or explosive minerals, chemicals, gases and fission or fusion products.
- (d) The smelting, refining and reducing of minerals or metallic ores.

- (e) The operation of stock yards, the slaughtering of animals, or poultry, the manufacturing of fertilizer.
- (f) The wrecking, salvaging or storing of salvage, scrap, or junk except as an accessory use.
- (g) The direct sale of motor fuels to customers on site.

906.3 Buildings and Structures

Buildings and Structures:

- (a) Shall be sited not less than:
 - (i) 7.5 m (24.6 ft) from any lot line abutting a street except that where the area between the building and a lot line is landscaped and not used for the provision of off-street parking, the minimum setback may be reduced to 3.75 m (12.3 ft).
 - (ii) 0 m from a rear lot line which does not abut a street provided that where a building or structure is not sited immediately adjacent to, or within, 0.5 m (1.6 ft) of the rear lot line, it shall be sited not less than 3.0 (9.8 ft) from the rear lot line.
 - (iii) 6.0 m (19.7 ft) from an interior side lot line provided that the minimum setback may be reduced to 0 m on one side only.
 - (iv) 12.0 m (39.4 ft) from any lot line abutting an A, RS, RD, RC, RT, RM, RA, or RP zone.
- (b) Shall not exceed a height of 10.0 m (32.8 ft).

906.4 Accessory Unenclosed Storage

Accessory Unenclosed Storage:

An accessory unenclosed storage use involving the storage of salvage, scrap, junk, or other material excluding sand, gravels, or earth shall not be stored so as to extend more than 2.5 m (8.2 ft) above finished ground level.

906.5 Retail Sales Incidental to a Permitted Use

Retail Sales Incidental to a Permitted Use:

- (a) No area outside a building shall be used for the display or storage of goods or products available for retail sale.
- (b) A retail sales area for any business shall not exceed 25% of the gross floor area of any buildings or parts of buildings which are on the parcel and used by the business.

906.6 Beverage Container Depots

Beverage Container Depots:

Collection activities and storage to be conducted entirely within a building or enclosed structure.

906.7 General

General:

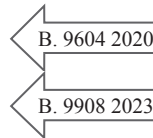
The relevant provisions of Sections 5, 6, 7, 8 and Schedule B of this bylaw shall apply.

910.1 Uses Permitted

Uses Permitted:

- (a) Warehousing
- (b) Wholesale and Wholesale Distribution
- (c) Retail Sales Incidental to a Warehouse or Wholesaling Function
- (d) Research
- (e) Accessory Unenclosed Storage
- (f) Office
- (g) Commercial Instruction and Education
- (h) Accessory Residential
- (i) Cable Hub Site
- (j) Rental and Repair of Household Items, Tools, Appliances and Small Equipment
- (k) Beverage Container Depot
- (l) Cannabis Production

(m) Non-Medical Cannabis Producer Retail Store



(iv) 12.0 m (39.4 ft) from any lot line abutting an A, RS, RD, RC, RT, RM, RA or RP zone.

(b) Shall not exceed a height of 10.0 m (32.8 ft).

910.4 Retail Sales Incidental to a Warehouse or Wholesaling

Retail Sales Incidental to a Warehouse or Wholesaling:

- (a) No area outside a building shall be used for the display or storage of goods or products available for retail sale.
- (b) A retail sales area for any business shall not exceed 25% of the Gross Floor Area of any buildings or parts of buildings which are on the parcel and used by the business.

910.2 Prohibited Uses

Prohibited Uses:

All uses not permitted by Section 910.1 and, without limiting the generality of the foregoing:

- (a) Lumber and Building Supply Yard.
- (b) The direct sale of motor fuels to customers on site.

910.5 Beverage Container Depots

Beverage Container Depots:

Collection activities and storage to be conducted entirely within a building or fully enclosed structure.

910.3 Buildings and Structures

Buildings and Structures:

- (a) Shall be sited not less than:
 - (i) 7.5 m (24.6 ft) from any lot line abutting a street except that where the area between the building and a lot line is landscaped and not used for the provision of off-street parking the minimum setback may be reduced to 3.75 m (12.3 ft).
 - (ii) 0 m from a rear lot line which does not abut a street provided that where a building or structure is not sited immediately adjacent to, or within, 0.5 m (1.6 ft) of the rear lot line, it shall be sited not less than 3.0 m (9.8 ft) from the rear lot line.
 - (iii) 6.0 m (19.7 ft) from an interior side lot line provided that the minimum setback may be reduced to 0 m on one side only.

910.6 General

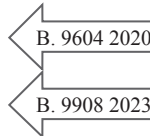
General:

The relevant provisions of Sections 5, 6, 7, 8 and Schedule B of this bylaw shall apply.

915.1 Uses Permitted

Uses Permitted:

- (a) Warehousing
- (b) Wholesaling and Wholesale Distribution
- (c) Retail Sales Incidental to a Warehousing or Wholesale Function
- (d) Office
- (e) Industry
- (f) Commercial Instruction and Education
- (g) Research
- (h) Food Processing
- (i) Accessory Residential
- (j) Veterinary Clinic and Veterinary Hospital
- (k) Cable Hub Site
- (l) Rental and Repair of Household Items, Tools, Appliances and Small Equipment
- (m) Beverage Container Depot
- (n) Cannabis Production
- (o) Non-Medical Cannabis Producer Retail Store



915.2 Prohibited Uses

Prohibited Uses:

All uses not permitted by Section 915.1 and, without limiting the generality of the foregoing:

- (a) The operation of sawmills, hammer mills, rolling mills, blast furnaces, foundries, drop forges, brick kilns, flour mills.
- (b) The incinerating, processing, rendering, or canning of fish, animal or vegetable products which will result in any vibration, noise, heat, glare, odours, smoke, or fumes detectable from outside any building or structure on the lot, and the manufacture of matches, paper, or rubber.
- (c) The manufacturing, processing, refining, mixing or bulk storing of petroleum, bitumen, coal, or tar products or derivatives and corrosive, noxious, highly flammable or explosive minerals, chemicals, gases and fission or fusion products.
- (d) The smelting, refining and reducing of minerals or metallic ores.
- (e) The operation of stock yards, the slaughtering of animals, or poultry, the manufacturing of fertilizer.

- (f) The wrecking, salvaging or storing of salvage, scrap or junk except as an accessory use.
- (g) Unenclosed storage.
- (h) The direct sale of motor fuels to customers on site.

915.3 Buildings and Structures

Buildings and Structures:

- (a) Shall be sited not less than:
 - (i) 15.0 m (49.2 ft) from a front lot line.
 - (ii) 7.5 m (24.6 ft) from a rear lot line and 0 m from a landscape area as required by subsection 6.6 of this bylaw.
 - (iii) 15.0 m (49.2 ft) from an exterior side lot line.
 - (iv) 6.0 m (19.7 ft) from an interior side lot line or 0 m from a landscape area as required by subsection 6.6 of this bylaw; provided that the minimum setback may be reduced to 0 m on one side only in the case of lots of less than 4000 m² (43057 ft²) in size.
- (b) Shall not exceed a height of 10.0 m (32.8 ft).

915.4 Retail Sales Incidental to Warehouse or Wholesaling

Retail Sales Incidental to Warehouse or Wholesaling:

- (a) No area outside a building shall be used for the display or storage of goods or products available for retail sale.
- (b) A retail sales area for any business shall not exceed 25% of the Gross Floor Area of any buildings or parts of buildings which are on the parcel and used by the business.

915.5 Minimum Lot Size

Minimum Lot Size:

No land shall be subdivided into lots having a width or an area less than:



- (a) Standard Lot
 - width 30 m (98.4 ft)
 - area 2000 m² (21529 ft²)
- (b) Panhandle Lot
 - not permitted

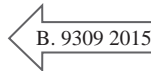
915.6 Beverage Container Depots

Beverage Container Depots:
Collection activities and storage to be conducted entirely within a building or fully enclosed structure.

915.7 General

General:

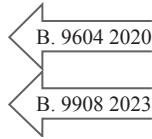
- (a) The relevant provisions of Sections 5,6,7,8 and Schedule B of this bylaw shall apply.
- (b) Notwithstanding Section 915.1 (Uses Permitted), “Medical Marihuana Production and Distribution” is permitted on Strata Lot 1, Section 100, Lake District, Plan VIS4905, Together with an interest in the common property in proportion to the unit entitlement of the strata lot as shown on Form 1 (Unit 101 – 4226 Commerce Circle).



920.1 Uses Permitted

Uses Permitted:

- (a) Sale of Lumber and Building Supplies
- (b) Accessory Unenclosed Storage
- (c) Accessory Residential
- (d) Cable Hub Site
- (e) Cannabis Production
- (f) Non-Medical Cannabis Producer Retail Store



920.2 Prohibited Uses

Prohibited Uses:

All uses not permitted by Section 920.1 and, without limiting the generality of the foregoing:

- (a) The operation of sawmills.

920.3 Buildings and Structures

Buildings and Structures:

- (a) Shall be sited not less than:
 - (i) 7.5 m (24.6 ft) from any lot line abutting a street except that where the area between the building and a lot line is landscaped and not used for the provision of off-street parking the minimum setback may be reduced to 3.75 m (12.3 ft).
 - (ii) 0 m from a rear lot line which does not abut a street provided that where a building or structure is not sited immediately adjacent to, or within, 0.5 m (1.6 ft) of the rear lot line, it shall be sited not less than 3.0 m (9.8 ft) from the rear lot line.
 - (iii) 6.0 m (19.7 ft) from an interior side lot line provided that the minimum setback may be reduced to 0 m on one side only.
 - (iv) 12.0 m (39.4 ft) from any lot line abutting an A, RS, RD, RC, RT, RM, RA or RP zone.
- (b) Shall not exceed a height of 10.0 m (32.8 ft).

920.4 General

General:

The relevant provisions of Sections 5, 6, 7, 8 and Schedule B of this bylaw shall apply.

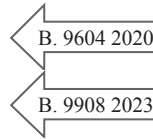
925.1 Uses Permitted

Uses Permitted:

- (a) The Manufacturing and Processing of :
 - Bakery Products
 - Candy and Confectionary Products
 - Beverages
 - Dairy Products
 - Poultry Products
 - Fruits and Vegetables
 - Prepared Meat Products, excluding Fish

(b) Cable Hub Site

(c) Cannabis Production



(d) Non-Medical Cannabis Producer Retail Store

925.2 Prohibited Uses

Prohibited Uses:

All uses not permitted by Section 925.1 and, without limiting the generality of the foregoing:

- (a) Slaughter House
- (b) Accessory Unenclosed Storage

925.3 Buildings and Structures

Buildings and Structures:

- (a) Shall be sited not less than:
 - (i) 7.5 m (24.6 ft) from any lot line abutting a street except that where the area between the building and a lot line is landscaped and not used for the provision of off-street parking the minimum setback may be reduced to 3.75 m (12.3 ft).
 - (ii) 0 m from a rear lot line which does not abut a street provided that where a building or structure is not sited immediately adjacent to, or within, 0.5 m (1.6 ft) of the rear lot line, it shall be sited not less than 3.0 m (9.8 ft) from the rear lot line.
 - (iii) 6.0 m (19.7 ft) from an interior side lot line provided that the minimum setback may be reduced to 0 m on one side only.
 - (iv) 12.0 m (39.4 ft) from any lot line abutting an A, RS, RD, RC, RT, RM, RA or RP zone.
- (b) Shall not exceed a height of 10.0 m (32.8 ft).

925.4 General

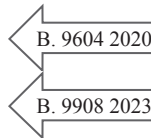
General:

The relevant provisions of Sections 5, 6, 7, 8 and Schedule B of this bylaw shall apply.

930.1 Uses Permitted

Uses Permitted:

- (a) Industry
- (b) Wholesale and Warehouse Distribution
- (c) Research
- (d) Lumber and Building Supply Yard
- (e) Office
- (f) Accessory Unenclosed Storage
- (g) Servicing, Testing and Repair of Goods
- (h) Food Processing
- (i) Retail Sales Incidental to a Permitted Use
- (j) Recycling Facility
- (k) Accessory Residential
- (l) Cable Hub Site
- (m) Rental and Repair of Household Items, Tools, Appliances and Small Equipment
- (n) Beverage Container Depot
- (o) Cannabis Production
- (p) Non-Medical Cannabis Producer Retail Store



930.2 Prohibited Uses

Prohibited Uses:

All uses not permitted by Section 930.1 and, without limiting the generality of the foregoing:

- (a) The operation of sawmills, hammer mills, rolling mills, blast furnaces, foundries, drop forges, brick kilns, flour mills.
- (b) The incinerating, processing, rendering, or canning of fish, animal, or vegetable products which will result in any vibration, noise, heat, glare, odours, smoke, or fumes detectable from outside any building or structure on the lot, and the manufacture of matches, paper, or rubber.
- (c) The manufacturing, processing, refining, mixing, or bulk storing of petroleum, bitumen, coal, or tar products, or derivatives and corrosive, noxious, highly flammable or explosive minerals, chemicals, gases, and fission or fusion products.
- (d) The smelting, refining, and reducing of minerals or metallic ores.
- (e) The operation of stock yards, the slaughtering of animals or poultry, the manufacturing of fertilizer.

- (f) The wrecking, salvaging or storing of salvage, scrap, or junk other than materials associated with a recycling facility.
- (g) The direct sale of motor fuels to customers on site.

930.3 Buildings and Structures

Buildings and Structures:

- (a) Shall be sited not less than:
 - (i) 7.5 m (24.6 ft) from any lot line abutting a street except that where the area between the building and a lot line is landscaped and not used for the provision of off-street parking the minimum setback may be reduced to 3.75 m (12.3 ft).
 - (ii) 0 m from a rear lot line which does not abut a street provided that where a building or structure is not sited immediately adjacent to, or within, 0.5 m (1.6 ft) of the rear lot line, it shall be sited not less than 3.0 m (9.8 ft) from the rear lot line.
 - (iii) 6.0 m (19.7 ft) from an interior side lot line provided that the minimum setback may be reduced to 0 m on one side only.
 - (iv) 12.0 m (39.4 ft) from any lot line abutting an A, RS, RD, RC, RT, RM, RA or RP zone.
- (b) Shall not exceed a height of 10.0 m (32.8 ft).

930.4 Accessory Unenclosed Storage

Accessory Unenclosed Storage:

An accessory unenclosed storage use involving the storage of salvage, scrap, junk or other material excluding sand, gravels, or earth shall not be stored so as to extend more than 2.5 m (8.2 ft) above finished ground level.

930.5 Retail Sales Incidental to Warehouse or Wholesaling

Retail Sales Incidental to Warehouse or Wholesaling:

- (a) No area outside a building shall be used for the display or storage of goods or products available for retail sale.



- (b) A retail sales area for any business shall not exceed 25% of the Gross Floor Area of any buildings or parts of buildings which are on the parcel and used by the business.

930.6 Beverage Container Depots

Beverage Container Depots:

Collection activities and storage to be conducted entirely within a building or fully enclosed structure.

930.7 General

General:

The relevant provisions of Sections 5, 6, 7, 8 and Schedule B of this bylaw shall apply.

This page intentionally left blank.

P ***Zones***




This page intentionally left blank.


1001.1 Uses Permitted

Uses Permitted:

- (a) Art Gallery
- (b) Astrophysical Observatory
- (c) Church
- (d) College
- (e) Community Centre
- (f) Daycare, Adult
- (g) Daycare, Child
- (h) Horticulture Centre
- (i) Library
- (j) Museum
- (k) School
- (l) Theatre
- (m) Recreation Facility
- (n) University
- (o) Accessory Residential
- (p) Accessory Buildings and Structures
- (q) Education Support Services



1001.2 Prohibited Uses



Prohibited Uses:

All uses not permitted by Section 1001.1 and without limiting the generality of the foregoing:

- (a) The use of a float home or other floating vessel as a residence
- (b) The anchoring or moorage of any vessel for a continuous period exceeding 72 hours.

1001.3 Buildings and Structures

Buildings and Structures:

- (a) Shall be sited not less than:
 - (i) 10.0 m (32.8 ft) from a front, a rear, and an exterior side lot line.
 - (ii) 6.0 m (19.7 ft) from an interior side lot line.
- (b) Shall not exceed a height of 10.0 m (32.8 ft).

1001.4 General

General:

The relevant provisions of Sections 5, 6, 7, and Schedule B of this bylaw shall apply.

1005.1 Uses Permitted

Uses Permitted:

- (a) Church
- (b) Daycare, Adult
- (c) Daycare, Child
- (d) School
- (e) Accessory Residential
- (f) Accessory Buildings and Structures

← B. 9163 2012

1005.2 Buildings and Structures for a Church or Daycare

Buildings and Structures for a Church or Daycare:

- (a) Shall be sited not less than:
 - (i) 29.0 (95.2 ft) from a front lot line.
 - (ii) 6.0 m (19.7 ft) from an interior side lot line.
 - (iii) 10.0 m (32.8 ft) from a rear and an exterior side lot line.
- (b) Shall not exceed a height of 10.0 m (32.8 ft).

1005.3 Accessory Buildings and Structures or an Accessory Residential Building

Accessory Buildings and Structures or an Accessory Residential Building:

- (a) Shall be sited not less than:
 - (i) 10.0 m (32.8 ft) from a front, a rear, and an exterior side lot line.
 - (ii) 6.0 m (19.7 ft) from an interior side lot line.
- (b) Shall not exceed a height of 7.5 m (24.6 ft) for an accessory residential building nor a height of 3.75 m (12.3 ft) for all other accessory buildings and structures.

1005.4 Density

Density:

- (a) The Gross Floor Area for all buildings and structures shall not exceed 1900 m² (20452 ft²).
- (b) The Gross Floor Area for church use shall not exceed 1500 m² (16146 ft²).
- (c) The Gross Floor Area for residential use shall not exceed 400 m² (4306 ft²).
- (d) The Gross Floor Area for school use shall not exceed 325 m² (3498 ft²).

1005.5 Minimum Lot Size

Minimum Lot Size:

No land shall be subdivided into lots having a width or an area less than:

- (a) Standard Lot
 - width 60 m (196.9 ft)
 - area 2 ha (4.9 ac)
- (b) Panhandle Lot
 - not permitted

1005.6 General

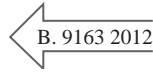
General:

The relevant provisions of Sections 5, 6, 7 and Schedule B of this bylaw shall apply.

1010.1 Uses Permitted

Uses Permitted:

- (a) Art Gallery
- (b) Astrophysical Observatory
- (c) Church
- (d) College
- (e) Daycare, Adult
- (f) Daycare, Child
- (g) Community Centre
- (h) Horticultural Centre
- (i) Library
- (j) Museum
- (k) School
- (l) Theatre
- (m) Recreation Facility
- (n) University
- (o) Accessory Residential
- (p) Accessory Buildings and Structures



1010.2 Prohibited Uses

Prohibited Uses:

All uses not permitted by Section 1010.1 and without limiting the generality of the foregoing:

- (a) Bingos, Casinos, and any other activity involving gambling or betting whether carried on for profit or not.

1010.3 Buildings and Structures

Buildings and Structures:

- (a) Shall be sited not less than:
 - (i) 10.0 m (32.8 ft) from a front, a rear and an exterior side lot line.
 - (ii) 6.0 m (19.7 ft) from an interior side lot line.
- (b) Shall not exceed a height of 10.0 m (32.8 ft).

1010.4 General

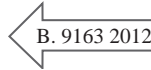
General:

The relevant provisions of Sections 5, 6, 7 and Schedule B of this bylaw shall apply.

1015.1 Uses Permitted

Uses Permitted:

- (a) Art Gallery
- (b) Astrophysical Observatory
- (c) Church
- (d) College
- (e) Daycare, Adult
- (f) Daycare, Child
- (g) Community Centre
- (h) Horticultural Centre
- (i) Library
- (j) Museum
- (k) School
- (l) Theatre
- (m) Recreation Facility
- (n) University
- (o) High Technology Manufacturing
- (p) Research
- (q) Accessory Residential
- (r) Accessory Buildings and Structures



1015.2 Buildings and Structures

Buildings and Structures:

- (a) Shall be sited not less than:
 - (i) 10.0 m (32.8 ft) from a front, rear, and an exterior side lot line.
 - (ii) 6.0 m (19.7 ft) from an interior side lot line.
- (b) Shall not exceed a height of 10.0 m (32.8 ft).

1015.3 General


General:

The relevant provisions of Sections 5, 6, 7 and Schedule B of this bylaw shall apply.

1020.1 Uses Permitted

Uses Permitted:

- (a) Ambulance Hall
- (b) Fire Hall
- (c) Motor Vehicle Inspection Station
- (d) Police Station
- (e) Public Utility
- (f) Public Works and Storage Yard including
 Accessory Retail Sales
- (g) Pump Station
- (h) Reservoir
- (i) Accessory Unenclosed Storage
- (j) Accessory Buildings and Structures
- (k) Daycare, Adult
- (l) Daycare, Child



1020.2 Buildings and Structures

Buildings and Structures:

- (a) Shall be sited not less than:
 - (i) 10.0 m (32.8 ft) from a front, a rear and an exterior side lot line.
 - (ii) 6.0 m (19.7 ft) from an interior side lot line.
- (b) Shall not exceed a height of 10.0 m (32.8 ft).

1020.3 Accessory Unenclosed Storage

Accessory Unenclosed Storage:

An accessory unenclosed storage use involving the storage of salvage, scrap, or other material excluding sand, gravel, or earth shall not be stored so as to extend more than 2.5 m (8.2 ft) above finished ground level.

1020.4 General

General:

The relevant provisions of Sections 5, 6, 7 and Schedule B of this bylaw shall apply.

1023.1 Uses Permitted

Uses Permitted:

- (a) Underground Holding Tank
- (b) Underground Pump Station
- (c) Accessory Parking

1023.2 Buildings and Structures

Buildings and Structures:

- (a) Shall be located wholly underground.
- (b) Notwithstanding 1023.2(a) ventilation pipes no greater than 1.4 meters in height above ground are permitted.
- (c) Notwithstanding Section 5.11, underground structures shall be sited not less than:
 - (i) 25 m (82.0 ft) from a front and exterior side lot line.
 - (ii) 35 m (114.8 ft) from an interior side lot line.
 - (iii) 10 m (32.8 ft) from a rear lot line.

1023.3 General

General:


The relevant provisions of Sections 5, 6, 7 and Schedule B of this bylaw shall apply.

- (a) Notwithstanding Section 7.3, the number of offstreet parking stalls, shall not exceed five.

1025.1 Uses Permitted

Uses Permitted:

- (a) Hospital
- (b) Nursing Home
- (c) Accessory Buildings and Structures
- (d) Community Residential Facility
- (e) Congregate Housing
- (f) Daycare, Adult
- (g) Daycare, Child



1025.2 Prohibited Uses

Prohibited Uses:

All uses not permitted by Section 1025.1 and without limiting the generality of the foregoing:

- (a) A Community Residential Facility for more than 10 persons excluding staff.

1025.3 Density

Density:

- (a) The maximum density for all uses on lots less than 1.5 ha (3.7 ac) shall not exceed a Floor Space Ratio of .45.
- (b) There is no density maximum on lots equal to or greater than 1.5 ha (3.7 ac).

1025.4 Buildings and Structures

Buildings and Structures:

- (a) Shall be sited not less than:
 - (i) 10.0 m (32.8 ft) from a front, a rear and an exterior side lot line.
 - (ii) 6.0 m (19.7 ft) from an interior side lot line.
- (b) Shall not exceed a height of 9.0 m (29.5 ft).

1025.5 General

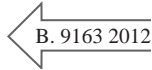
General:

The relevant provisions of Sections 5, 6, and 7 and Schedule B and F of this bylaw shall apply.

1030.1 Uses Permitted

Uses Permitted:

- (a) Community Centre
- (b) Park
- (c) Recreation Facility
- (d) Accessory Residential
- (e) Accessory Buildings and Structures
- (f) Daycare, Adult
- (g) Daycare, Child

**1030.2 Buildings and Structures**

Buildings and Structures:

- (a) Shall be sited not less than:
 - (i) 10.0 m (32.8 ft) from a front, a rear and an exterior side lot line.
 - (ii) 6.0 m (19.7 ft) from an interior side lot line.
- (b) Shall not exceed a height of 10.0 m (32.8 ft).

1030.3 General


General:

The relevant provisions of Sections 5, 6, 7 and Schedule B of this bylaw shall apply.

1033.1 Uses Permitted

Uses Permitted:

- (a) Community Centre
- (b) Park
- (c) Recreation/Health Facility
- (d) Accessory Retail Sales
- (e) Accessory Residential
- (f) Accessory Buildings and Structures
- (g) Daycare, Adult
- (h) Daycare, Child

**1033.2 Buildings and Structures**

Buildings and Structures:

- (a) Shall be sited not less than:
 - (i) 10.0 m (32.8 ft) from a front, a rear and an exterior lot line.
 - (ii) 6.0 m (19.7 ft) from an interior side lot line.
- (b) Shall not exceed a height of 10.0 m (32.8 ft).

1033.3 General

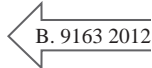
General:

The relevant provisions of Sections 5, 6, and 7 of this bylaw shall apply.

1035.1 Uses Permitted

Uses Permitted:

- (a) Community Centre
- (b) Park
- (c) Recreation/Health Facility
- (d) Accessory Residential
- (e) Accessory Buildings and Structures
- (f) Daycare, Adult
- (g) Daycare, Child

**1035.2 Buildings and Structures**

Buildings and Structures:

- (a) Shall be sited not less than:
 - (i) 10.0 m (32.8 ft) from a front, a rear, and an exterior side lot line.
 - (ii) 6.0 m (19.7 ft) from an interior side lot line.
- (b) Shall not exceed a height of 10.0 m (32.8 ft).

1035.3 General

General:

The relevant provisions of Sections 5, 6, 7 and Schedule B of this bylaw shall apply.

1040.1 Uses Permitted

Uses Permitted:

- (a) Natural Park
- (b) Nature Centre
- (c) Accessory Residential
- (d) Accessory Buildings and Structures

1040.2 Prohibited Uses

Prohibited Uses:

All uses not permitted by Section 1040.1 and without limiting the generality of the foregoing:

- (a) Recreation Facility
- (b) Community Centre
- (c) Playing Fields

1040.3 Buildings and Structures

Buildings and Structures:

- (a) Shall be sited not less than:
 - (i) 10.0 m (32.8 ft) from a front, a rear and an exterior side lot line.
 - (ii) 6.0 m (19.7 ft) from an interior side lot line.
- (b) Shall not exceed a height of 10.0 m (32.8 ft).

1040.4 General

General:

The relevant provision of Sections 5, 6, 7 and Schedule B of this bylaw shall apply.

SCHEDULE 1042

1042.1 Uses Permitted

Uses Permitted:

- (a) Community Centre
- (b) Park
- (c) Recreation Facility
- (d) Accessory Residential
- (e) Accessory Buildings and Structures
- (f) Daycare, Adult
- (g) Daycare, Child
- (h) Unenclosed Storage of Unoccupied Recreation Vehicles, Boats and Trailers

1042.2 Buildings and Structures

Buildings and Structures:

- (a) Shall be sited not less than:
 - (i) 10.0 m (32.8 ft) from a front, a rear, and an exterior side lot line.
 - (ii) 6.0 m (19.7 ft) from an interior side lot line.
- (b) Shall not exceed a height of 10.0 m (32.8 ft).

1042.3 General

General:

The relevant provisions of Sections 5, 6, 7 and Schedule B of this bylaw shall apply.

1045.1 Uses Permitted

Uses Permitted:

- (a) Nature Centre
- (b) Nature Sanctuary
- (c) Accessory Residential
- (d) Accessory Agricultural
- (e) Accessory Buildings and Structures

1045.2 Buildings and Structures

Buildings and Structures:

- (a) Shall be sited not less than 10.0 m (32.8 ft) from any lot line.
- (b) Shall not exceed a height of 10.0 m (32.8 ft).

1045.3 General

General:

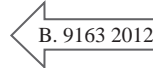
The relevant provisions of Sections 5, 6, 7 and Schedule B of this bylaw shall apply.

This page intentionally left blank.

1050.1 Uses Permitted

Uses Permitted:

- (a) School
- (b) College
- (c) Temporary Tourist Accommodation
- (d) Accessory Residential
- (e) Accessory Buildings and Structures
- (f) Daycare, Adult
- (g) Daycare, Child

**1050.2 Buildings and Structures**

Buildings and Structures:

- (a) Shall be sited not less than:
 - (i) 9.0 m (29.5 ft) from a front lot line.
 - (ii) 7.5 m (24.5 ft) from rear lot line.
 - (iii) 7.5 m (24.5 ft) from interior and exterior side lot line.
- (b) Shall not exceed a height of 15 m (49.2 ft).

1050.3 Density

Density:

Buildings and structures shall not exceed a Floor Space Ratio of .60.

1050.4 General

General:

The relevant provisions of Sections 5, 6, and 7 of this bylaw shall apply.

1055.1 Uses Permitted

Uses Permitted:

- (a) Funeral Home
- (b) Cemetery
- (c) Crematorium
- (d) Columbarium
- (e) Accessory Residential
- (f) Accessory Buildings and Structures

1055.2 Lot Coverage

Lot Coverage:

The maximum coverage of all buildings and structures shall be 40% of the lot area.

1055.3 Buildings and Structures

Buildings and Structures:

- (a) Shall be sited not less than:
 - (i) 10 m (32.8 ft) from a front, a rear and an exterior side lot line.
 - (ii) 6 m (19.7 ft) from an interior side lot line.
- (b) Shall not exceed a height of 10 m (32.8 ft).

1055.4 Buildings and Structures for a Crematorium

Buildings and Structures for a Crematorium:

- (a) Shall be sited not less than:
 - (i) 30 m (98.4 ft) from any lot line.
- (b) Shall not exceed a height of 10 m (32.8 ft).

1055.5 General

General:

The relevant provisions of Sections 5, 6, 7 and Schedule B of this bylaw shall apply.

1060.1 Uses Permitted

Uses Permitted:

- (a) Communication Facility
- (b) Park

1060.2 Buildings and Structures

Buildings and Structures:

- (a) Shall be sited not less than 3 m (9.8 ft) from any lot line.
- (b) Shall not exceed a height of 10.0 m (32.8 ft).

1060.3 Communication Masts or Antennas

Communication Masts or Antennas:

Shall not, notwithstanding Section 1060.2, exceed a height of 42 m (138 ft).

1060.4 General

General:

The relevant provisions of Sections 5, 6, 7 and Schedule B of this bylaw shall apply.

1062.1 Uses Permitted

Uses Permitted:

- (a) Waste Management
- (b) Accessory Wholesale and Retail
- (c) Accessory Residential
- (d) Accessory Buildings and Structures

1062.2 Buildings and Structures

Buildings and Structures:

- (a) Shall be sited not less than 10.0 m (32.8 ft) from any lot line.
- (b) Shall not exceed a height of 15 m (49.2 ft) except for:
 - (i) Poles forming part of bird control structures.
 - (ii) A stack to accommodate the combustion and dispersion of landfill gas as part of an energy recovery initiative.

1062.3 Minimum Lot Size for Subdivision

Minimum Lot Size for Subdivision:

No land shall be subdivided into lots having an area less than 2 ha.

1062.4 General


General:

The relevant provisions of Section 5, 6, and 7 of this bylaw shall apply.

1065.1 Uses Permitted

Uses Permitted:

- (a) Hospital
- (b) Nursing Home
- (c) Community Residential Facility
- (d) College
- (e) University
- (f) Office
- (g) Research
- (h) High Technology Manufacturing
- (i) Accessory Buildings and Structures
- (j) Daycare, Adult
- (k) Daycare, Child



1065.2 Prohibited Uses

Prohibited Uses:

All uses not permitted by Section 1065.1 and without limiting the generality of the foregoing:

- (a) A Community Residential Facility for more than 10 persons excluding staff.
- (b) The manufacture, or sale of products except as incidental to a Research Use.
- (c) Medical and Dental Offices, Real Estate, Brokerage Offices, Banks, Credit Unions and Trust Companies, and Taxation Offices.

1065.3 Buildings and Structures

Buildings and Structures:

- (a) Shall be sited not less than:
 - (i) 10.0 m (32.8 ft) from a front, a rear and an exterior side lot line.
 - (ii) 6.0 m (19.7 ft) from an interior side lot line.
- (b) Shall not exceed a height of 10.0 m (32.8 ft).

1065.4 General


General:

The relevant provision of Sections 5, 6, 7 and Schedule B of this bylaw shall apply.

1070.1 Uses Permitted

Uses Permitted:

- (a) High Technology Manufacturing
- (b) Research
- (c) Nursing Home
- (d) Community Residential Facility
- (e) College
- (f) University
- (g) Office
- (h) Retail Sales of Goods and Services including Recreation Facility
- (i) Daycare, Adult
- (j) Daycare, Child
- (k) Restaurant



1070.2 Prohibited Uses

Prohibited Uses:

All uses not permitted by Section 1070.1 and without limiting the generality of the foregoing:

- (a) Manufacturing other than High Technology Manufacturing as defined.
- (b) Medical and Dental Offices, Real Estate, Brokerage Offices, and Taxation Offices.
- (c) A Community Residential Facility for more than 10 persons excluding staff.

1070.3 Density

Density:

- (a) The total Gross Floor Area for all buildings and structures shall not exceed 38,555 m² (415,016 ft²).
- (b) The total combined Gross Floor for restaurant use shall not exceed 420 m² (4520 ft²).
- (c) The total combined Gross Floor Area for retailing of goods and services including recreation facilities shall not exceed 1000 m² (10,764 ft²).

1070.4 Buildings and Structures

Buildings and Structures:

- (a) Shall be sited not less than:
 - (i) 10.0 m (32.8 ft) from a front, a rear and an exterior side lot line.
 - (ii) 6.0 m (19.7 ft) from an interior side lot line.
- (b) Shall not exceed a height of 18.0 m (59.0 ft) or four storeys, as defined by the British Columbia Building Code, whichever is less.

1070.5 Minimum Lot Size for Subdivision

Minimum Lot Size for Subdivision:

No land shall be subdivided into lots having an area less than 14.0 ha.

1070.6 General

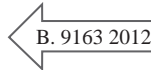
General:

The relevant provision of Sections 5, 6, 7 and Schedule B of this bylaw shall apply.

1075.1 Uses Permitted

Uses Permitted:

- (a) Research
- (b) Office
- (c) High Technology Manufacturing
- (d) Manufacturing incidental to research use
- (e) Accessory Buildings and Structures
- (f) Accessory Unenclosed Storage incidental to the research use
- (g) Daycare, Adult
- (h) Daycare, Child



1075.2 Prohibited Uses

Prohibited Uses:

All uses not permitted by Section 1075.1 and without limiting the generality of the foregoing:

- (a) Manufacturing, other than High Technology Manufacturing as defined, or as incidental to a research use.
- (b) Medical and Dental, Real Estate, Brokerage, and Taxation Offices.
- (c) Banks, credit unions and trust companies.

1075.3 Buildings and Structures

Buildings and Structures:

- (a) Shall be sited not less than:
 - (i) 10.0 m (32.8 ft) from a front and an exterior side lot line.
 - (ii) 6.0 m (19.7 ft) from a property line abutting an RS zone.
 - (iii) 6.0 m (19.7 ft) from a zoning boundary adjacent to a P-4N zone.
- (b) Shall not exceed a height of 10.0 m (32.8 ft).

1075.4 General

General:

The relevant provision of Sections 5, 6 and 7 of this bylaw shall apply.

1080.1 Uses Permitted

Uses Permitted:

- (a) Art Gallery
- (b) Astrophysical Observatory
- (c) Church
- (d) College
- (e) Community Centre
- (f) Daycare, Adult
- (g) Daycare, Child
- (h) Horticulture Centre
- (i) Library
- (j) Museum
- (k) School
- (l) Theatre
- (m) Recreation Facility
- (n) University
- (o) Accessory Residential
- (p) Accessory Buildings and Structures
- (q) Education Support Services
- (r) Congregate Housing
- (s) Medical Services

1080.2 Prohibited Uses

Prohibited Uses:

All uses not permitted by Section 1001.1 and without limiting the generality of the foregoing:

- (a) The use of a float home or other floating vessel as a residence
- (b) The anchoring or moorage of any vessel for a continuous period exceeding 72 hours.

1080.3 Buildings and Structures

Buildings and Structures:

- (a) Shall be sited not less than:
 - (i) 10.0 m (32.8 ft) from a front, a rear, and an exterior side lot line.
 - (ii) 6.0 m (19.7 ft) from an interior side lot line.
- (b) Shall not exceed a height of 10.0 m (32.8 ft).

1080.4 General

General:

The relevant provisions of Sections 5, 6, 7, and Schedule B of this bylaw shall apply.

RP *Zones*



This page intentionally left blank.

1100.1 Uses Permitted

Uses Permitted:

- (a) Congregate Housing
- (b) Nursing Home
- (c) Retail Sales, Office, and Personal Service incidental to a permitted use
- (d) Accessory Buildings and Structures
- (e) Daycare, Adult
- (f) Daycare, Child

1100.2 Density

Density:

Buildings and structures shall not exceed a Floor Space Ratio of 0.6.

1100.3 Buildings and Structures

Buildings and Structures:

- (a) Shall be sited not less than:
 - (i) 7.5 m (24.6 ft) from any lot line which abuts a street.
 - (ii) 7.5 m (24.6 ft) from an interior side lot line.
 - (iii) 12.0 m (39.4 ft) from a rear lot line which does not abut a street.
- (b) Shall not exceed a height of 9.0 m (29.5 ft).

1100.4 Retail Sales, Office, and Personal Service Incidental to a Permitted Use

Retail Sales, Office, and Personal Service Incidental to a Permitted Use:


- (a) No area outside a building shall be used for the display of goods or products.
- (b) The combined area for retail sales, office, and personal service shall not exceed 10% of the Gross Floor Area of any buildings which are on the parcel.

1100.5 Accessory Off-Street Parking

Accessory Off-Street Parking:

- (a) The parking area shall occupy not more than 30% of the surface of the lot area.
- (b) No portion of any parking area or driveway surface shall be located within 3.0 m (9.8 ft) of any window provided in a habitable room.

- (c) Any lighting used to illuminate a parking area or parking garage shall be so arranged that all direct rays of light are reflected upon the parking area or parking garage and not on any adjoining premises.
- (d) The parking area shall not be permitted within 7.5 m (24.6 ft) of a lot line which abuts a street.



1100.6 General

General:

The relevant provisions of Sections 5, 6, 7 and Schedule B and F of this bylaw shall apply.

1105.1 Uses Permitted

Uses Permitted:

- (a) Congregate Housing
- (b) Nursing Home
- (c) Retail Sales, Office and Personal Service incidental to a permitted use
- (d) Accessory Buildings and Structures
- (e) Daycare, Adult
- (f) Daycare, Child

← B. 9163 2012

1105.2 Density

Density:

Buildings and structures shall not exceed a Floor Space Ratio of 1.2.

1105.3 Buildings and Structures

Buildings and Structures:

- (a) Shall be sited not less than:
 - (i) 7.5 m (24.6 ft) from any lot line which abuts a street.
 - (ii) 7.5 m (24.6 ft) from an interior side lot line.
 - (iii) 12.0 m (39.4 ft) from a rear lot line which does not abut a street.
- (b) Shall not exceed a height of 11.5 m (39.7 ft).

1105.4 Retail Sales, Office and Personal Service Incidental to a Permitted Use

Retail Sales, Office and Personal Service Incidental to a Permitted Use:

- (a) No area outside a building shall be used for the display of goods or products.
- (b) The combined area for retail sales, office and personal service shall not exceed 10% of the Gross Floor Area of any buildings which are on the parcel.

1105.5 An Accessory Off-Street Parking Use

An Accessory Off-Street Parking Use:

- (a) The parking area shall occupy not more than 30% of the surface of the lot area.
- (b) No portion of any parking area or driveway surface shall be located within 3.0 m (9.8 ft) of any window provided in a habitable room.
- (c) Any lighting used to illuminate a parking area or parking garage shall be so arranged that all direct rays of light are reflected upon the parking area or parking garage and not on any adjoining premises.

1105.6 General

General:

The relevant provisions of Sections 5, 6, 7 and Schedule B and F of this bylaw shall apply.

1110.1 Uses Permitted


Uses Permitted:

- (a) Congregate Housing
- (b) Nursing Home
- (c) Community Residential Facility
- (d) Office and Personal Service incidental to a permitted use
- (e) Accessory Buildings and Structures
- (f) Daycare, Adult
- (g) Daycare, Child

- (c) Any lighting used to illuminate a parking area or parking garage shall be so arranged that all direct rays of light are reflected upon the parking area or parking garage and not on any adjoining premises.

1110.6 General

General:



The relevant provisions of Sections 5, 6 and 7 and Schedule B and F of this bylaw shall apply.

1110.2 Density

Density:

Buildings and structures shall not exceed a Floor Space Ratio of 0.91.

1110.3 Buildings and Structures

Buildings and Structures:

- (a) Shall be sited not less than:
 - (i) 6.0 m (19.6 ft) from any lot line which abuts a street.
 - (ii) 7.0 m (22.9 ft) from an interior side lot line.
 - (iii) 6.0 m (19.6 ft) from a rear lot line which does not abut a street.
- (b) Shall not exceed a height of 12 m (39.4 ft).

1110.4 Office and Personal Service Incidental to a Permitted Use

Office and Personal Service Incidental to a Permitted use:

The combined area for office and personal service shall not exceed 5% of the Gross Floor Area of any buildings which are on the parcel.

1110.5 Accessory Off-Street Parking

Accessory Off-Street Parking:

- (a) The parking area shall occupy not more than 30% of the surface of the lot area.
- (b) No portion of any parking area or driveway surface shall be located within 3.0 m (9.8 ft) of any window provided in a habitable room.

This page intentionally left blank.

Special Zone *Schedules*



This page intentionally left blank.

Special Zone *Schedules*



This page intentionally left blank.

1200.1 Uses Permitted

Uses Permitted:

- (a) Single Family Dwelling
- (b) Boarding
- (c) Home Occupation
- (d) Accessory Buildings and Structures

1200.2 Boarding

Boarding:

There shall be not more than two boarders in a dwelling unit.

1200.3 Lot Coverage

Lot Coverage:

The maximum Lot Coverage (R) of all buildings shall be 45% of the lot area.

1200.4 Buildings for Single Family Dwelling

Buildings for Single Family Dwelling:

- (a) Shall be sited not less than:
 - (i) 4.5 m (14.8 ft) from a front lot line.
 - (ii) 7.5 m (24.6 ft) from a rear lot line.
 - (iii) 1.2 m (3.9 ft) from an interior side lot line.
 - (iv) 2.5 m (8.2 ft) from an exterior side lot line.
- (b) (i) Shall not exceed a height of: 7.5 m (24.6 ft), as measured from Grade; for those buildings and structures having or incorporating flat roofs or roofs with a pitch less than 3:12, the maximum height of these roofs shall not exceed 6.5 m (21.3 ft) as measured from grade;
- (ii) No vertical portion of the dwelling, within 5.0 m (16.4 ft) of a vertical plane extending from the outermost wall, may exceed 7.5 m (24.6 ft) in height, or 6.5 m (21.3 ft) in the case of a flat roof or roof pitch less than 3:12. For the purpose of this regulation, grade will be the average elevation as measured at the outside corners of the outermost wall.

- (c) Shall not exceed a Floor Space Ratio (R) of 0.55 or a Gross Floor Area (R) of 165 m² (1776 ft²), whichever is the lesser. For purposes of this section those portions of the floor area of a carport or garage exceeding 50 m² (538 ft²) shall be included in the Gross Floor Area (R).

1200.5 Accessory Buildings and Structures

Accessory Buildings and Structures:

- (a) Shall be sited not less than:
 - (i) 4.5 m (14.8 ft) from a front lot line.
 - (ii) 1.5 m (4.9 ft) from a rear and an interior side lot line.
 - (iii) 3.5 m (11.5 ft) from an exterior side lot line.
- (b) Shall not exceed a height of 3.75 m (12.3 ft).
- (c) Together shall not exceed a lot coverage of 10%.
- (d) that are used or proposed to be used for keeping animals shall comply with the siting and size provisions set out in table 5.2 under s.5.31 of this Bylaw.

1200.6 Minimum Lot Size

Minimum Lot Size:

No land shall be subdivided into lots having a width or an area less than:

- (a) Standard Lot
 - width 10.5 m (34.4 ft)
 - area 300 m² (3229 ft²)
- (b) Panhandle Lot
 - not permitted.

1200.7 General

General:

The relevant provisions of Sections 5, 6 and 7 of this bylaw shall apply.

1205.1 Uses Permitted

Uses Permitted:

- (a) Single Family Dwelling
- (b) Boarding
- (c) Home Occupation
- (d) Accessory Buildings and Structures

1205.2 Boarding

Boarding:

There shall be not more than two boarders in a dwelling unit.

1205.3 Lot Coverage

Lot Coverage:

The maximum Lot Coverage (R) of all buildings shall be 45% of the lot area.

1205.4 Buildings and Structures for Single Family Dwelling

Buildings and Structures for Single Family Dwelling:

- (a) Shall be sited not less than:
 - (i) 6.0 m (19.7 ft) from a front lot line and 7.5 m (24.6 ft) from a rear lot line.
 - (ii) 1.2 m (3.9 ft) from an interior side lot line.
 - (iii) 3.5 m (11.5 ft) from an exterior side lot line.
- (b) (i) Shall not exceed a height of: 7.5 m (24.6 ft), as measured from Grade; for those buildings and structures having or incorporating flat roofs or roofs with a pitch less than 3:12, the maximum height of these roofs shall not exceed 6.5 m (21.3 ft) as measured from grade;
- (ii) No vertical portion of the dwelling, within 5.0 m (16.4 ft) of a vertical plane extending from the outermost wall, may exceed 7.5 m (24.6 ft) in height, or 6.5 m (21.3 ft) in the case of a flat roof or roof pitch less than 3:12. For the purpose of this regulation, grade will be the average elevation as measured at the outside corners of the outermost wall.

- (c) Shall not exceed a Floor Space Ratio (R) of 0.50 or a Gross Floor Area (R) of 233 m² (2508 ft²), whichever is the lesser. For purposes of this section those portions of a carport or garage exceeding 50 m² (538 ft²) shall be included in the Gross Floor Area (R).

1205.5 Accessory Buildings and Structures

Accessory Buildings and Structures:

- (a) Shall be sited not less than:
 - (i) 6.0 m (19.7 ft) from a front lot line.
 - (ii) 1.5 m (4.9 ft) from a rear and an interior side lot line.
 - (iii) 3.5 m (11.5 ft) from an exterior side lot line.
- (b) Shall not exceed a height of 3.75 m (12.3 ft).
- (c) Together shall not exceed a lot coverage of 10%.
- (d) that are used or proposed to be used for keeping animals shall comply with the siting and size provisions set out in table 5.2 under s.5.31 of this Bylaw.

1205.6 Minimum Lot Size

Minimum Lot Size:

No land shall be subdivided into lots having a width or an area less than:

- (a) Standard Lot
 - width 12 m (39.4 ft)
 - area 465 m² (5005 ft²)
- (b) Panhandle Lot
 - not permitted

1205.7 General

General:

The relevant provisions of Sections 5, 6, and 7 of this bylaw shall apply.

1210.1 Uses Permitted

Uses Permitted:

- (a) Single Family Dwelling
- (b) Boarding
- (c) Home Occupation
- (d) Accessory Buildings and Structures

1210.2 Boarding

Boarding:

There shall be not more than two boarders in a dwelling unit.

1210.3 Lot Coverage

Lot Coverage:

The maximum Lot Coverage (R) of all buildings shall be 40% of the lot area.

1210.4 Buildings for Single Family Dwelling

Buildings for Single Family Dwelling:

- (a) Shall not be sited on any part of a lot outside the building envelope shown on Plan CR.01 of Schedule D.3 to this bylaw.
- (b)
 - (i) Shall not exceed a height of: 7.5 m (24.6 ft), as measured from Grade; for those buildings and structures having or incorporating flat roofs or roofs with a pitch less than 3:12, the maximum height of these roofs shall not exceed 6.5 m (21.3 ft) as measured from grade;
 - (ii) No vertical portion of the dwelling, within 5.0 m (16.4 ft) of a vertical plane extending from the outermost wall, may exceed 7.5 m (24.6 ft) in height, or 6.5 m (21.3 ft) in the case of a flat roof or roof pitch less than 3:12. For the purpose of this regulation, grade will be the average elevation as measured at the outside corners of the outermost wall.
- (c) Shall not exceed a Floor Space Ratio (R) of 0.45 or a Gross Floor Area (R) of 180 m² (1937 ft²), whichever is the lesser. For purposes of this section those portions of the floor area of a carport or garage exceeding 50 m² (538 ft²) shall be included in the Gross Floor Area (R).

1210.5 Accessory Buildings and Structures

Accessory Buildings and Structures:

- (a) Shall be sited not less than:
 - (i) 3.5 m (14.8 ft) from a front lot line.
 - (ii) 1.5 m (4.9 ft) from a rear and an interior side lot line.
 - (iii) 3.5 m (11.5 ft) from an exterior side lot line.
- (b) Shall not exceed a height of 3.75 m (12.3 ft).
- (c) Together shall not exceed a lot coverage of 10%.
- (d) that are used or proposed to be used for keeping animals shall comply with the siting and size provisions set out in table 5.2 under s.5.31 of this Bylaw.

1210.6 Minimum Lot Size

- (a) Minimum Lot Size:

No land shall be subdivided into lots having a width or an area less than:

 - (i) Standard Lot
 - width 10.5 m (34.4 ft)
 - area 400 m² (3229 ft²)
 - (ii) Panhandle Lot
 - width 10.5 m (34.4 ft)
 - area 400 m² (3229 ft²)
- (a) Minimum Lot Depth:

Notwithstanding Subdivision Bylaw 1987, s.51(b), no land shall be subdivided into lots having a depth less than 19.0 m.

1210.7 General

General:

The relevant provisions of Sections 5, 6 and 7 of this bylaw shall apply.

1215.1 Uses Permitted

Uses Permitted:

- (a) Single Family Dwelling
- (b) Boarding
- (c) Home Occupation
- (d) Accessory Buildings and Structures

1215.2 Boarding

Boarding:

There shall be not more than two boarders in a dwelling unit.

1215.3 Lot Coverage

Lot Coverage:

The maximum Lot Coverage (R) of all buildings shall be 40 % of the lot area.

1215.4 Buildings and Structures for Single Family Dwelling

Buildings and Structures for Single Family Dwelling:

- (a) Shall not be sited on any part of a lot outside the building envelope shown on Plan G.P.01 of Schedule D of this bylaw.
- (b) (i) Shall not exceed a height of: 7.5 m (24.6 ft), as measured from Grade; for those buildings and structures having or incorporating flat roofs or roofs with a pitch less than 3:12, the maximum height of these roofs shall not exceed 6.5 m (21.3 ft) as measured from grade;
- (ii) No vertical portion of the dwelling, within 5.0 m (16.4 ft) of a vertical plane extending from the outermost wall, may exceed 7.5 m (24.6 ft) in height, or 6.5 m (21.3 ft) in the case of a flat roof or roof pitch less than 3:12. For the purpose of this regulation, grade will be the average elevation as measured at the outside corners of the outermost wall.

- (c) Shall not exceed a Floor Space Ratio (R) of 0.50 or a Gross Floor Area (R) of 418 m² (4500 ft²), whichever is the lesser provided, however, that not more than 70% of the allowable floor space shall be located in non-basement areas. For the purposes of this section those portion of the floor area of a carport or garage exceeding 50 m² (538 ft²) shall be included in the Gross Floor Area (R).

1215.5 Minimum Lot Size

Minimum Lot Size:

No land shall be subdivided into lots having a width or an area less than:

- (a) Standard Lot
 - width 20 m (65.6 ft)
 - area 780 m² (8396 ft²)
- (b) Panhandle Lot
 - width 24 m (78.7 ft)
 - area excluding access strip 1020 m² (10980 ft²)

1215.6 General

General:

The relevant provisions of Sections 5, 6 and 7 of this bylaw shall apply.

1217.1 Uses Permitted

Uses Permitted:

- (a) Single Family Dwelling
- (b) Boarding
- (c) Home Occupation
- (d) Accessory Buildings and Structures

1217.2 Boarding

Boarding:

There shall be not more than two boarders in a dwelling unit.

1217.3 Lot Coverage

Lot Coverage:

The maximum Lot Coverage (R) of all buildings shall be 40% of the lot area.

1217.4 Buildings and Structures for a Single Family Dwelling Use

Buildings and Structures for a Single Family Dwelling Use:

- (a) Shall be sited not less than:
 - (i) 7.5 m (24.6 ft) from a front lot line.
10.5 m (34.5 ft) from a rear lot line.
1.5 m (4.9 ft) from an interior side lot line, provided the sum of both sideyards is not less than 4.5 m (14.8 ft).
 - (ii) 3.5 m (11.5 ft) from an exterior side lot line.
- (b) (i) Shall not exceed a height of: 7.5 m (24.6 ft), as measured from Grade; for those buildings and structures having or incorporating flat roofs or roofs with a pitch less than 3:12, the maximum height of these roofs shall not exceed 6.5 m (21.3 ft) as measured from grade;
- (ii) No vertical portion of the dwelling, within 5.0 m (16.4 ft) of a vertical plane extending from the outermost wall, may exceed 7.5 m (24.6 ft) in height, or 6.5 m (21.3 ft) in the case of a flat roof or roof pitch less than 3:12. For the purpose of this regulation, grade will be the average elevation as measured at the outside corners of the outermost wall.

- (c) Shall not exceed a Floor Space Ratio (R) of 0.50 or a Gross Floor Area (R) of 310 m² (3337 ft²), whichever is the lesser provided, however, that not more than 80% of the allowable floor space shall be located in non-basement areas. For purposes of this section those portions of the floor area of a carport or garage exceeding 50 m² (538 ft²) shall be included in the Gross Floor Area (R).

1217.5 Minimum Lot Size for Subdivision

Minimum Lot Size for Subdivision:

No land shall be subdivided into lots having a width or an area less than:

- (a) Standard Lot
 - width 22 m (72.2 ft)
 - area 930 m² (10010 sq ft)
- (b) Panhandle Lot
 - width 25 m (82.0 ft)
 - area excluding access strip 1300 m² (13994ft)
- (c) Notwithstanding subsection 1217.6 (a), if 20% or more of the property is dedicated as park or set aside for environmental protection, lot area may be reduced to 585 m² and a minimum lot width of 18.3 m.

1217.6 General

General:

The relevant provisions of sections 5, 6, and 7 of the bylaw shall apply.

This page intentionally left blank.

1218.1 Development Areas

Development Areas: This zone contains regulations that apply to all areas within the zone and in addition, the zone is divided into Development Area A and Development Area B as shown on the attached plan forming part of this zone schedule. Specific regulations are prescribed for each of Development Area A and Development Area B, in sections 1218.7 and 1218.8.

1218.2 Uses Permitted

Uses Permitted:

- (a) Single Family Dwelling
- (b) Subject to Sections 1218.3 and 1218.4, Boarding
- (c) Home Occupation

1218.3 Boarding

Boarding:

There shall not be more than two boarders in a dwelling unit.

1218.4 Prohibited Uses of Land, Buildings and Structures

Prohibited Uses:

Without limiting Section 3.2 and for the avoidance of doubt, all uses not expressly permitted by Section 1218.2 are prohibited and without limiting the generality of the foregoing, the following uses are prohibited:

- (a) Accessory Buildings
- (b) Secondary Suite
- (c) Garden Suite
- (d) Boarding within Development Area B

1218.5 General

General:

- (a) Single Family Dwellings shall be limited to two per lot.
- (b) The maximum Lot Coverage (R) of all buildings shall be 40.0% of the lot area.
- (c) Single Family Dwellings shall be sited so that there is a minimum separation of not less than 3.60 m (11.81 ft) measured on a horizontal projection between walls, columns, roof overhangs including gutters and any other projections.

- (d) The relevant provisions of Section 5, 6 and 7 of this bylaw shall apply.

1218.6 Minimum Lot Size

Minimum Lot Size:

No land shall be subdivided into lots having a width or area less than:

- (a) Standard Lot
 - width 16.0 m² (52.5 ft²)
 - area 560.0 m² (6028 ft²)
- (b) Panhandle Lot
 - not permitted

1218.7 Development Area A

Development Area A:

Buildings and Structures for Single Family Dwelling

- (a) Shall be sited not less than:
 - (i) 6.0 m (19.69 ft) from a front lot line.
 - (ii) 12.2 m (40.03 ft) from the rear lot line.
 - (iii) 1.3 m (4.27 ft) from the interior side lot line, provided the sum of both side yards is not less than 4.3 m (14.11 ft).
- (b) (i) Shall not exceed a height of: 7.5 m (24.6 ft), as measured from Grade; for those buildings and structures having or incorporating flat roofs or roofs with a pitch less than 3:12, the maximum height of these roofs shall not exceed 6.5 m (21.3 ft) as measured from grade;
- (b) (ii) No vertical portion of the dwelling, within 5.0 m (16.4 ft) of a vertical plane extending from the outermost wall, may exceed 7.5 m (24.6 ft) in height, or 6.5 m (21.3 ft) in the case of a flat roof or roof pitch less than 3:12. For the purpose of this regulation, grade will be the average elevation as measured at the outside corners of the outermost wall.
- (c) Shall not exceed a Gross Floor Area (R) of 176.99 m² (1905.1 ft²), whichever is the lesser provided, however, that not more than 80% of the allowable floor space shall be located in non-basement areas. For purposes of this section those portions of the floor area of a carport or garage exceeding 50 m² (538 ft²) shall be included in the Gross Floor Area (R).

1218.8 Development Area B

Development Area B:
Buildings and Structures for Single Family Dwelling

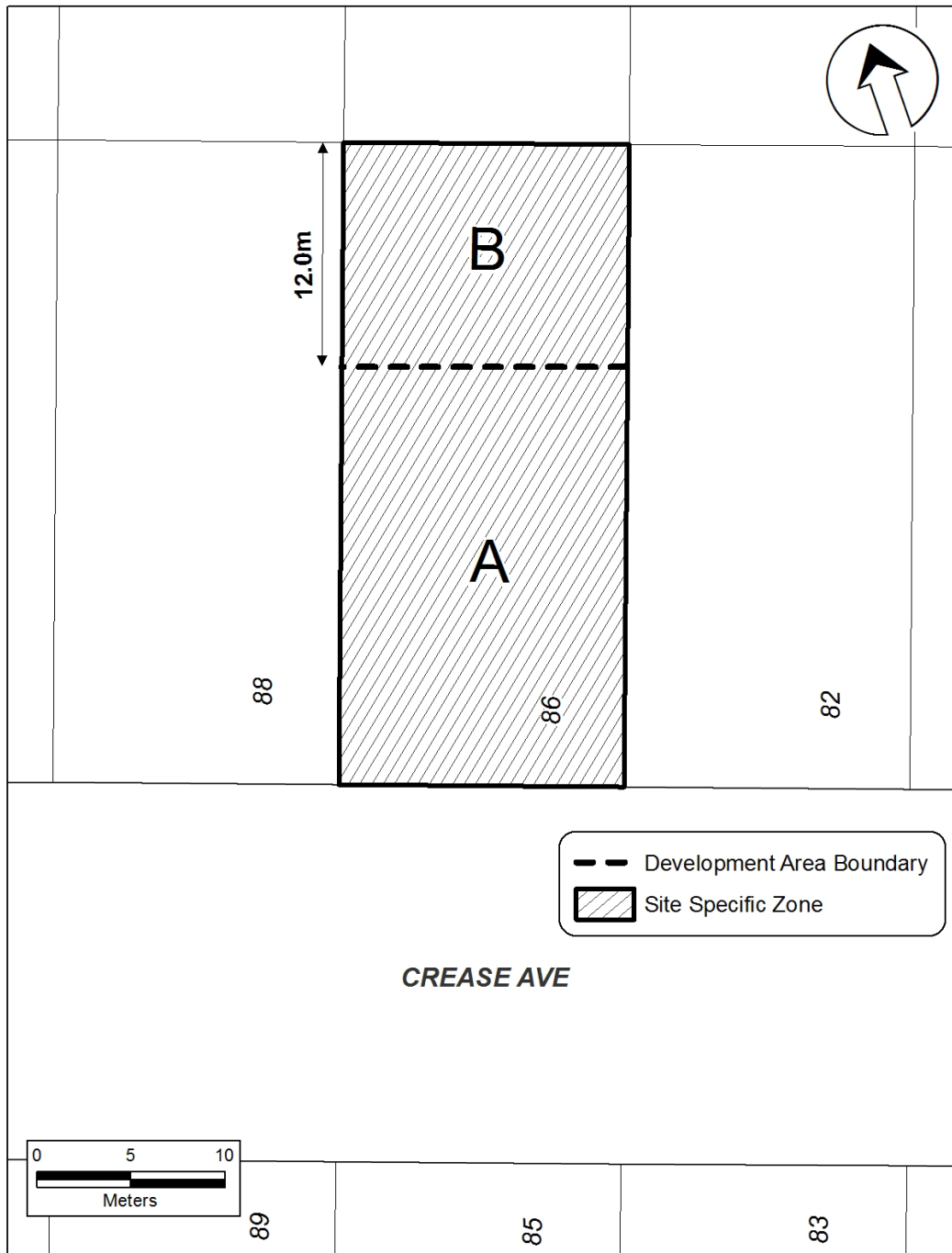
- (a) Shall be sited not less than:
 - (i) 1.59 m (5.22 ft) from the rear lot line.
 - (ii) 2.19 m (7.19 ft) from the interior side lot line.
 - (iii) 4.53 m (14.86 ft) from the interior side lot line.

(b) Shall not exceed a height of: 6.04 m (19.82 ft), as measured from Grade.

(c) Shall not exceed a Gross Floor Area (R) of 84 m² (904.17 ft²).

1218.9 Plan of Development Areas

Plan of Development Areas:



1220.1 Uses Permitted

Uses Permitted:

- (a) Single Family Dwelling
- (b) Home Occupation
- (c) Accessory Buildings and Structures

1220.2 Lot Coverage

Lot Coverage:

The maximum Lot Coverage (R) of all buildings shall be 45% of the lot area.

1220.3 Density

Density:

- (a) Shall not exceed a Floor Space Ratio (R) of 0.45. For purposes of this section, Floor Space Ratio shall be calculated as being the Gross Floor Area (R) divided by the lot area and that portion of the floor area of a carport or garage exceeding 50 m² (538 ft²) shall be included in the Gross Floor Area (R).

1220.4 Buildings and Structures for Single Family Dwelling

Buildings and Structures for Single Family Dwelling:

- (a) Shall be sited not less than:
 - (i) 3.0 m (9.8 ft) from any lot line which abuts a street, except that the garage and those portions of a building or structure which exceed a vertical measurement of 4.9 m (16.0 ft) from the average grade must be stepped back to a minimum of 6.0 m (19.7 ft) from any lot line which abuts a street.
 - (ii) 1.5 m (4.9 ft) from an interior side lot line, provided the sum of both sideyards is not less than 4.5 m (14.8 ft).
 - (iii) 4.0 m (13.1 ft) from a rear lot line which does not abut a street.
- (b) (i) Shall not exceed a height of: 7.5 m (24.6 ft), as measured from Grade; for those buildings and structures having or incorporating flat roofs or roofs with a pitch less than 3:12, the maximum height of these roofs shall not exceed 6.5 m (21.3 ft) as measured from grade;

- (ii) No vertical portion of the dwelling, within 5.0 m (16.4 ft) of a vertical plane extending from the outermost wall, may exceed 7.5 m (24.6 ft) in height, or 6.5 m (21.3 ft) in the case of a flat roof or roof pitch less than 3:12. For the purpose of this regulation, grade will be the average elevation as measured at the outside corners of the outermost wall.

1220.5 Accessory Buildings and Structures

Accessory Buildings and Structures:

- (a) Shall be sited not less than:
 - (i) 6.0 m (19.7 ft) from any lot line which abuts a street.
 - (ii) 1.5 m (4.9 ft) from an interior side lot line and a rear lot line which does not abut a street.
- (b) Shall not exceed a height of 3.75 m (12.3 ft).
- (c) Together shall not exceed a lot coverage of 10%.
- (d) that are used or proposed to be used for keeping animals shall comply with the siting and size provisions set out in table 5.2 under s.5.31 of this Bylaw.

1220.6 General

General:

The relevant provisions of Sections 5, 6 and 7 of this bylaw shall apply.

1225.1 Uses Permitted

Uses Permitted:

- (a) Single Family Dwelling
- (b) Home Occupation
- (c) Accessory Buildings and Structures

1225.2 Lot Coverage

Lot Coverage:

The maximum Lot Coverage (R) of all buildings shall be 45% of the lot area.

1225.3 Density

Density:

Shall not exceed a Floor Space Ratio (R) of 0.55 or a Gross Floor Area (R) of 215 m² (2314 ft²), whichever is the lesser, provided however, that not more than 80% of the allowable floor space shall be located in non-basement areas. For purposes of this section those portions of the floor area of a carport or garage exceeding 50 m² (538 ft²) shall be included in the Gross Floor Area (R).

1225.4 Buildings and Structures for Single Family Dwelling

Buildings and Structures for Single Family Dwelling:

- (a) Shall be sited not less than:
 - (i) 3.0 m (9.8 ft) from any lot line which abuts a street, except that the garage and those portions of a building or structure which exceed a vertical measurement of 4.9 m (16.0 ft) from the average grade must be stepped back to a minimum of 6.0 m (19.7 ft) from any lot line which abuts a street.
 - (ii) 1.5 m (4.9 ft) from an interior side lot line.
 - (iii) 4.0 m (13.1 ft) from a rear lot line which does not abut a street.
- (b) (i) Shall not exceed a height of: 7.5 m (24.6 ft), as measured from Grade; for those buildings and structures having or incorporating flat roofs or roofs with a pitch less than 3:12, the maximum height of these roofs shall not exceed 6.5 m (21.3 ft) as measured from grade;

- (ii) No vertical portion of the dwelling, within 5.0 m (16.4 ft) of a vertical plane extending from the outermost wall, may exceed 7.5 m (24.6 ft) in height, or 6.5 m (21.3 ft) in the case of a flat roof or roof pitch less than 3:12. For the purpose of this regulation, grade will be the average elevation as measured at the outside corners of the outermost wall.

1225.5 Accessory Buildings and Structures

Accessory Buildings and Structures:

- (a) Shall be sited not less than:
 - (i) 6.0 m (19.7 ft) from any lot line which abuts a street.
 - (ii) 1.5 m (4.9 ft) from an interior side lot line and a rear lot line which does not abut a street.
- (b) Shall not exceed a height of 3.75 m (12.3 ft).
- (c) Together shall not exceed a lot coverage of 15%.
- (d) that are used or proposed to be used for keeping animals shall comply with the siting and size provisions set out in table 5.2 under s.5.31 of this Bylaw.

1225.6 Projection Into Required Yards

Projection Into Required Yards:

Notwithstanding any other provisions of the bylaw the following shall apply.

- (a) Where chimneys, cornices, leaders, built-gutters, pilasters, belt courses, sills, bay windows, or ornamental features project beyond the face of a principal building, the minimum distance to an abutting lot line as permitted elsewhere in this bylaw may be reduced by not more than 60 cm (2.0 ft) or for corner projections not more than 85 cm (2.8 ft) provided such reduction shall apply only to the projecting feature.

- (b) An attached gutter projecting beyond the roof of a building shall not be considered part of the building for purposes of calculating the building setbacks from property lines under this bylaw.
- (c) Where steps, eaves, sunlight control projections, canopies, cantilevered balconies or cantilevered porches project beyond the face of a building, the minimum distance to an abutting front, rear or exterior side lot line as permitted elsewhere in this bylaw may be reduced by not more than 60 cm (2.0ft) provided such reduction shall apply only to the projecting feature.

1225.7 General

General:

The relevant provisions of Sections 5, 6 and 7 of this bylaw shall apply.

1230.1 Uses Permitted

Uses Permitted:

- (a) Single Family Dwelling
- (b) Boarding
- (c) Home Occupation
- (d) Accessory Buildings and Structures

1230.2 Boarding

Boarding:

There shall be not more than two boarders in a dwelling unit.

1230.3 Lot Coverage

Lot Coverage:

The maximum Lot Coverage (R) of all buildings shall be 50% of the lot area.

1230.4 Buildings and Structures for Single Family Dwelling

Buildings and Structures for Single Family Dwelling:

- (a) Shall not be sited on any part of a lot outside the building envelope shown on Plan EL.01 of Schedule D.2 to this bylaw provided however, that any portion of the building used as a garage or carport must be sited 6.0 m (19.7 ft) from any street.
- (b) (i) Shall not exceed a height of: 7.5 m (24.6 ft), as measured from Grade; for those buildings and structures having or incorporating flat roofs or roofs with a pitch less than 3:12, the maximum height of these roofs shall not exceed 6.5 m (21.3 ft) as measured from grade;
- (ii) No vertical portion of the dwelling, within 5.0 m (16.4 ft) of a vertical plane extending from the outermost wall, may exceed 7.5 m (24.6 ft) in height, or 6.5 m (21.3 ft) in the case of a flat roof or roof pitch less than 3:12. For the purpose of this regulation, grade will be the average elevation as measured at the outside corners of the outermost wall.

- (c) Shall not exceed a Floor Space Ratio (R) of 0.55 or a Gross Floor Area (R) of 260 m² (2800 ft²), whichever is the lesser. For purposes of this section those portions of a carport or garage exceeding 50 m² (538 ft²) shall be included in the Gross Floor Area (R).

1230.5 Accessory Buildings and Structures

Accessory Buildings and Structures:

- (a) Shall be sited not less than:
 - (i) 6.0 m (19.7 ft) from a front lot line.
 - (ii) 1.5 m (4.9 ft) from a rear and an interior side lot line.
 - (iii) 3.5 m (11.5 ft) from an exterior side lot line.
- (b) Shall not exceed a height of 3.75 m (12.3 ft).
- (c) Together shall not exceed a lot coverage of 10%.
- (d) that are used or proposed to be used for keeping animals shall comply with the siting and size provisions set out in table 5.2 under s.5.31 of this Bylaw.

1230.6 Minimum Lot Size for Subdivision

Minimum Lot Size for Subdivision:

No land shall be subdivided into lots having a width or an area less than:

- (a) Standard Lot
 - width 10.5 m (34.4 ft)
 - area 400 m² (4306 ft²)
- (b) Panhandle Lot
 - not permitted

1230.7 General

General:

The relevant provisions of Sections 5, 6, and 7 of this bylaw shall apply.

1235.1 Uses Permitted

Uses Permitted:

- (a) Single Family Dwelling
- (b) Boarding
- (c) Home Occupation
- (d) Accessory Buildings and Structures



(c) Shall not exceed a Floor Space Ratio (R) of 0.50 or a Gross Floor Area (R) of 667 m² (7179 ft²), whichever is the lesser provided, however, that not more than 75% of the allowable floor space shall be located in non-basement areas. For purposes of this section those portions of the floor area of a carport or garage exceeding 50 m² (538 ft²) shall be included in the Gross Floor Area (R).

1235.2 Boarding

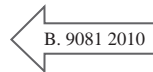
Boarding:

There shall be not more than two boarders in a dwelling unit.

1235.3 Lot Coverage

Lot Coverage:

The maximum Lot Coverage (R) for all buildings shall be 40% of the lot area.



1235.4 Buildings and Structures for Single Family Dwelling

Buildings and Structures for Single Family Dwelling:

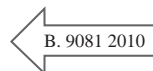
- (a) Shall be sited not less than:
 - (i) 3.0 m (9.8 ft) from a front lot line and 7.5 m (24.6 ft) from a rear lot line.
 - (ii) 1.5 m (4.9 ft) from an interior side lot line, provided the sum of both sideyards is not less than 4.5 m (14.8 ft).
 - (iii) 3.5 m (11.5 ft) from an exterior side lot line.
- (b) (i) Shall not exceed a height of: 7.5 m (24.6 ft), as measured from Grade; for those buildings and structures having or incorporating flat roofs or roofs with a pitch less than 3:12, the maximum height of these roofs shall not exceed 6.5 m (21.3 ft) as measured from grade;
- (ii) No vertical portion of the dwelling, within 5.0 m (16.4 ft) of a vertical plane extending from the outermost wall, may exceed 7.5 m (24.6 ft) in height, or 6.5 m (21.3 ft) in the case of a flat roof or roof pitch less than 3:12. For the purpose of this regulation, grade will be the average elevation as measured at the outside corners of the outermost wall.



1235.5 Accessory Buildings and Structures

Accessory Buildings and Structures:

- (a) Shall be sited not less than:
 - (i) 3.0 m (9.8 ft) from a front lot line.
 - (ii) 1.0 m (3.2 ft) from a rear and an interior side lot line.
 - (iii) 3.0 m (9.8 ft) from an exterior side lot line.
- (b) Shall not exceed a height of 4.0 m (13.1 ft).
- (c) Together shall not exceed a lot coverage of 10%.
- (d) that are used or proposed to be used for keeping animals shall comply with the siting and size provisions set out in table 5.2 under s.5.31 of this Bylaw.




1235.6 Minimum Lot Size

Minimum Lot Size:

No land shall be subdivided into lots having a width or an area less than:

- (a) Standard Lot
 - area 400 m² (4306 ft²)
- (b) Panhandle Lot
 - area 400 m² (4306 ft²)



1235.7 General

General:

The relevant provisions of Sections 5, 6 and 7 of this bylaw shall apply.

1240.1 Uses Permitted

Uses Permitted:

- (a) Single Family Dwelling
- (b) Boarding
- (c) Home Occupation
- (d) Accessory Buildings and Structures

1240.2 Boarding

Boarding:

There shall be not more than two boarders in a dwelling unit.

1240.3 Lot Coverage

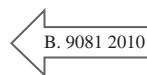
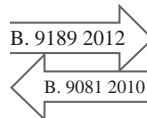
Lot Coverage:

The maximum Lot Coverage (R) of all buildings shall be 40% of the lot area.

1240.4 Buildings and Structures for a Single Family Dwelling Use

Buildings and Structures for a Single Family Dwelling Use:

- (a) Shall be sited not less than:
 - (i) 6.5 m (21.3 ft) from a front lot line and 5.0 m (16.4 ft) from a rear lot line.
 - (ii) 1.5 m (4.9 ft) from an interior side lot line, provided the sum of both sideyards is not less than 4.4 m (14.4 ft)
 - (iii) 3.5 m (11.5 ft) from an exterior side lot line.
- (b) Shall not exceed a height of 7.5 m (24.6 ft), except for those buildings and structures having or incorporating flat roofs or roofs with a pitch less than 3:12, the maximum height of these roofs shall not exceed 6.5 m (21.3 ft) as measured from grade.
- (c) Shall not exceed a Gross Floor Area (R) of 185 m² (1991 ft²). For purposes of this section those portions of the floor area of a carport or garage exceeding 26 m² (280 ft²) shall be included in the Gross Floor Area (R).



1240.5 Accessory Buildings and Structures

Accessory Buildings and Structures:

- (a) Shall be sited not less than:
 - (i) 6.5 m (12.3 ft) from a front lot line.
 - (ii) 1.5 m (4.9 ft) from a rear and an interior side lot line.
 - (iii) 3.5 m (11.5 ft) from an exterior side lot line.
- (b) Shall not exceed a height of 3.75 m (12.3 ft).
- (c) Together shall not exceed a lot coverage of 10%.
- (d) that are used or proposed to be used for keeping animals shall comply with the siting and size provisions set out in table 5.2 under s.5.31 of this Bylaw.

1240.6 Minimum Lot Size for Subdivision

Minimum Lot Size for Subdivision:

No land shall be subdivided into lots having a width or an area less than:

- (a) Standard Lot
 - width 17 m (45.9 ft)
 - area 370 m² (3982 ft²)
- (b) Panhandle Lot
 - not permitted

1240.7 General

General:

The relevant provisions of Sections 5, 6, and 7 of this bylaw shall apply.




1300.1 Uses Permitted

Uses Permitted:

- (a) Apartment
- (b) Attached Housing
- (c) Home Occupation Office and Daycare for preschool children
- (d) Accessory Buildings and Structures

- (a) 15.0 m (49.2 ft) from the centre of all windows in a living room.
- (b) 12.0 m (39.4 ft) from the centre of all windows in a habitable room other than a living room.
- (c) 6.0 m (19.7 ft) from the centre of all other windows, from walls, and from outside corners of buildings for an attached housing use and 12.0 m (39.3 ft) for an apartment use.



1300.2 Density

Density:

- (a) **Lot Coverage** - The maximum lot coverage of all buildings and structures together shall be 35% of the lot area.
- (b) **Dwelling Units** - The total combined number of dwelling units for all lands zoned RM-3TR shall not exceed 110 units (one hundred and ten), or 1 dwelling unit per 268 m² (2798 ft²) of lot area zoned RM-3TR, whichever is the lesser.

1300.3 Open Space Areas

Open Space Areas:

Open Space areas shall be provided as follows:

- (a) A continuous landscape area, which may include outdoor recreation areas equal to 5% of the total site area shall be provided and located:
 - (i) outside the required building setback area;
 - (ii) outside the required parking area.
- (b) The 5% open space requirement shall be reduced 1% for every 1% that the lot coverage is less than the maximum permitted.

1300.4 Building Separation

Building Separation:

Where one wall faces another wall of the same building or of another building on the same lot, buildings and structures shall be sited to provide a continuous 90 degree horizontal arc unencumbered by buildings on the same lot of a radius not less than:

1300.5 Buildings and Structures for Attached Housing and Apartment

Buildings and Structures for Attached Housing and Apartment:

- (a) Shall be sited not less than:
 - (i) 7.5 m (24.6 ft) from a lot line abutting a street.
 - (ii) 7.5 m (24.6 ft) from an interior side lot line.
 - (iii) 10.5 m (34.5 ft) from a rear lot line which does not abut a street.
- (b) Notwithstanding any other provision of this bylaw and for purposes of this section, height shall be calculated from finished grade being the average level of the finished surface of the ground adjacent to the exterior walls of the building or structure.
 - (i) A building for an attached housing use shall not exceed a height of 7.5 m (24.6 ft).
 - (ii) A building for an apartment use shall not exceed a height of 18.0 m (59.0 ft).

1300.6 Accessory Buildings and Structures

Accessory Buildings and Structures:

- (a) Shall be sited not less than:
 - (i) 7.5 m (24.6 ft) from a lot line abutting a street.
 - (ii) 1.5 m (4.9 ft) from an interior side lot line and a rear lot line which does not abut a street.

- (b) Shall not exceed a height of 3.75 m (12.3 ft).
- (c) Together shall not exceed a lot coverage of 10%.

1300.7 Accessory Off-Street Parking

Accessory Off-Street Parking:

- (a) The parking area shall occupy not more than 30% of the surface of the lot area.
- (b) No portion of any parking area or driveway surface for an attached housing or apartment use shall be located within 3.0 m (9.8 ft) of any window provided in a habitable room.
- (c) Any lighting used to illuminate a parking area or parking garage shall be so arranged that all direct rays of light are reflected upon the parking garage and not on any adjoining premises.
- (d) The parking area for an apartment use shall not be permitted within 7.5 m (24.6 ft) of a front lot line or a rear lot line which abuts a street, or within 3.0 m (9.8 ft) of an exterior side lot line.

1300.8 Minimum Lot Size

Minimum Lot Size:

No land shall be subdivided into lots having a width or an area less than:

- (a) Standard Lot
 - width 30 m (98.4 ft)
 - area 900 m² (9688 ft²)
- (b) Panhandle Lot
 - not permitted

1300.9 General


General:

The relevant provisions of Sections 5, 6, and 7 of this bylaw shall apply.

1305.1 Uses Permitted

Uses Permitted:

- (a) Single Family Dwelling
- (b) Attached Housing
- (c) Home Occupation Office and Daycare for preschool children
- (d) Accessory Buildings and Structures




- line for a single family dwelling, provided the sum of both sideyards is not less than 4.5 m (14.8 ft).
- (iii) 3.0 m (9.8 ft) from a rear lot line which does not abut a street.
- (iv) 3.0 m (9.8 ft) from any lot line which abuts a street, except that the garage and those portions of a building or structure which exceed a vertical measurement of 4.9 m (16.0 ft) from the average grade must be stepped back to a minimum of 6.0 m (19.7 ft) from any lot line which abuts a street.
- (v) 5.0 m (16.4 ft) from an interior side lot line abutting a single family dwelling use.

1305.2 Lot Coverage

Lot Coverage:

- (a) The maximum Lot Coverage (R) of all single family dwellings shall be 45% of the lot area designated for single family dwellings.
- (b) The maximum coverage of all attached units shall be 60% of the lot area designated for attached units.


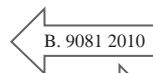


- (v) 5.0 m (16.4 ft) from an interior side lot line abutting a single family dwelling use.

1305.3 Density

Density:

- (a) Notwithstanding any other provision of this bylaw, the maximum density for single family dwellings shall not exceed a Floor Space Ratio of 0.45 and for attached housing 0.75. For purposes of this section, Floor Space Ratio shall be calculated as being the Gross Floor Area divided by the lot area. For a single family dwelling use that portion of the floor area of a carport or garage exceeding 50 m² (538 ft²) shall be included in the Gross Floor Area (R).
- (b) The total combined number of dwelling units for all lands zoned RM-CH1 shall not exceed 21 (twenty-one) of which not more than 3 (three) shall be single family dwelling units.



- (b) (i) Shall not exceed a height of: 7.5 m (24.6 ft), as measured from Grade; for those buildings and structures having or incorporating flat roofs or roofs with a pitch less than 3:12, the maximum height of these roofs shall not exceed 6.5 m (21.3 ft) as measured from grade;
- (ii) No vertical portion of the dwelling, within 5.0 m (16.4 ft) of a vertical plane extending from the outermost wall, may exceed 7.5 m (24.6 ft) in height, or 6.5 m (21.3 ft) in the case of a flat roof or roof pitch less than 3:12. For the purpose of this regulation, grade will be the average elevation as measured at the outside corners of the outermost wall.
- (iii) The provisions of Section 1305.4(b)(ii) above shall apply to Attached Housing and Single Family Dwellings.

1305.4 Buildings and Structures

Buildings and Structures:

- (a) Shall be sited not less than:
 - (i) 0.0 m (0.0 ft) from an interior side lot line between attached units.
 - (ii) 1.5 m (4.9 ft) from an interior side lot

1305.5 Accessory Buildings and Structures

Accessory Buildings and Structures:

- (a) Shall be sited not less than:
 - (i) 6.0 m (19.7 ft) from any lot line which abuts a street.
 - (ii) 1.5 m (4.9 ft) from an interior side lot line and a rear lot line which does not abut a street.

- (b) Shall not exceed a height of 3.75 m (12.3 ft).
- (c) Together shall not exceed a lot coverage of 10%.

1305.6 Projection Into Required Yards

Projection Into Required Yards:

Notwithstanding any other provisions of this bylaw the following shall apply.

- (a) Where chimneys, cornices, leaders, built-gutters, pilasters, belt courses, sills, bay windows, or ornamental features project beyond the face of a principal building, the minimum distance to an abutting lot line as permitted elsewhere in this bylaw may be reduced by not more than 60 cm (2.0 ft) or for corner projections not more than 85 cm (2.8 ft) provided such reduction shall apply only to the projecting feature.
- (b) An attached gutter projecting beyond the roof of a building shall not be considered part of the building for purposes of calculating the building setbacks from property lines under this bylaw.
- (c) Where steps, eaves, sunlight projections, canopies, cantilevered balconies, or cantilevered porches project beyond the face of a building, the minimum distance to an abutting rear lot line as permitted elsewhere in this bylaw may be reduced by not more than 1.2 m (3.9 ft) and the minimum distance to an abutting interior side lot line as permitted elsewhere in this bylaw may be reduced by not more than 60 cm (2.0 ft) provided such reduction shall apply only to the projecting feature.

1305.7 General


General:

The relevant provisions of Sections 5, 6 and 7 of this bylaw shall apply.

1310.1 Uses Permitted

Uses Permitted:


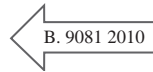
- (a) Single Family Dwelling
- (b) Attached Housing
- (c) Home Occupation Office and Daycare for preschool children
- (d) Accessory Buildings and Structures



1310.2 Lot Coverage

Lot Coverage:


- (a) The maximum Lot Coverage (R) of all single family dwellings shall be 45% of the lot area designated for single family dwellings.
- (b) The maximum coverage of all attached units shall be 60% of the lot area designated for attached units.



1310.3 Density

Density:

- (a) Shall not exceed a Floor Space Ratio of 0.45 for single family dwellings and 0.75 for attached housing. For purposes of this section, Floor Space Ratio shall be calculated as being the Gross Floor Area divided by the lot area. For a single family dwelling use that portion of the floor area of a carport or garage exceeding 50 m² (538 ft²) shall be included in the Gross Floor Area (R).
- (b) The total combined number of dwelling units for all lands zoned RM-CH2 shall not exceed 54 (fifty-four) of which not more than 34 (thirty-four) shall be single family dwelling units.



- (iii) 3.0 m (9.8 ft) from a rear lot line which does not abut a street.
- (iv) 3.0 m (9.8 ft) from any lot line which abuts a street, except that the garage and those portions of a building or structure which exceed a vertical measurement of 4.9 m (16.0 ft) from the average grade must be stepped back to a minimum of 6.0 m (19.7 ft) from any lot line which abuts a street.
- (v) 5.0 m (16.4 ft) from an interior side lot line abutting a single family dwelling use.
- (b) (i) Shall not exceed a height of: 7.5 m (24.6 ft), as measured from Grade; for those buildings and structures having or incorporating flat roofs or roofs with a pitch less than 3:12, the maximum height of these roofs shall not exceed 6.5 m (21.3 ft) as measured from grade;
- (ii) No vertical portion of the dwelling, within 5.0 m (16.4 ft) of a vertical plane extending from the outermost wall, may exceed 7.5 m (24.6 ft) in height, or 6.5 m (21.3 ft) in the case of a flat roof or roof pitch less than 3:12. For the purpose of this regulation, grade will be the average elevation as measured at the outside corners of the outermost wall.
- (iii) The provisions of 1310.4(b)(ii) above shall apply to Attached Housing and Single Family Dwellings.

1310.4 Buildings and Structures

Buildings and Structures:

- (a) Shall be sited not less than:
 - (i) 0.0 m (0.0 ft) from an interior side lot line between attached units.
 - (ii) 1.5 m (4.9 ft) from an interior side lot line for a single family dwelling, provided the sum of both sideyards is not less than 4.5 m (14.8 ft).

1310.5 Accessory Buildings and Structures

Accessory Buildings and Structures:

- (a) Shall be sited not less than:
 - (i) 16.0 m (19.7 ft) from any lot line which abuts a street.
 - (ii) 1.5 m (4.9 ft) from an interior side lot line and a rear lot line which does not abut a street.
- (b) Shall not exceed a height of 3.75 m (12.3 ft).
- (c) Together shall not exceed a lot coverage of 10%.

1310.6 Projection Into Required Yards

Projection Into Required Yards:

Notwithstanding any other provisions of this bylaw the following shall apply.

- (a) Where chimneys, cornices, leaders, built-gutters, pilasters, belt courses, sills, bay windows, or ornamental features project beyond the face of a principal building, the minimum distance to an abutting lot line as permitted elsewhere in this bylaw may be reduced by not more than 60 cm (2.0 ft) or for corner projections not more than 85 cm (2.8 ft) provided such reduction shall apply only to the projecting feature.
- b) An attached gutter projecting beyond the roof of a building shall not be considered part of the building for purposes of calculating the building setbacks from property lines under this bylaw.
- c) Where steps, eaves, sunlight projections, canopies, cantilevered balconies, or cantilevered porches project beyond the face of a building, the minimum distance to an abutting rear lot line as permitted elsewhere in this bylaw may be reduced by not more than 1.2 m (3.9 ft) and the minimum distance to an abutting interior side lot line as permitted elsewhere in this bylaw may be reduced by not more than 60 cm (2.0 ft) provided such reduction shall apply only to the projecting feature.

1310.7 General

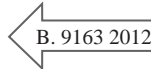
General:

The relevant provisions of Sections 5, 6 and 7 of this bylaw shall apply.

1315.1 Uses Permitted

Uses Permitted:

- (a) Single Family Dwelling
- (b) Apartment
- (c) Congregate Housing
- (d) Attached Housing
- (e) Home Occupation Office and Daycare for preschool children
- (f) Accessory Buildings and Structures



- (i) Buildings for single family dwelling use shall not exceed a height of 7.5 m (24.6 ft).
- (ii) Buildings for an attached housing use shall not exceed a height of 11.0 m (36.1 ft).
- (iii) Buildings for an apartment or congregate housing use shall not exceed a height of 18.0 m (60 ft).

1315.2 Density

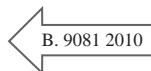
Density:

(a) Lot Coverage

The maximum lot coverage for all buildings and structures zoned RM-SH1 shall be 40%.

(b) Floor Space Ratio

The total combined Floor Space Ratio for all buildings and structures on all lands zoned RM-SH1 shall be .75. For a single family dwelling use, that portion of the floor area of a carport or a garage exceeding 50 m² (538 ft²) shall be included in the Gross Floor Area (R).



(c) Dwelling Units

The total combined number of dwelling units on all lands zoned RM-SH1 shall not exceed 202.

1315.3 Buildings and Structures for Attached Housing

Buildings and Structures for Attached Housing:

- (a) Shall be sited not less than:
 - (i) 3.75 m (12.3 ft) from a front lot line, a rear lot line, or a lot line which abuts a street, except that a garage or carport must be sited 6.0 m (19.7 ft) from the front lot line or a street.
 - (ii) 1.0 m (3.2 ft) from an interior lot line provided the combined interior lot line setbacks shall be 4.5 m (14.7 ft).
- (b) Notwithstanding any other provision of this bylaw, and for purposes of this section, height shall be calculated from finished grade, being the average level of the finished surface of the ground adjacent to the exterior walls of the building or structure.

1315.4 Accessory Buildings and Structures

Accessory Buildings and Structures:

- (a) Shall be sited not less than:
 - (i) 3.75 m (12.3 ft) from a front lot line, or any lot line which abuts a street.
 - (ii) 3.0 m (9.8 ft) from an interior side yard abutting an attached housing, apartment, or congregate housing use.
- (b) Notwithstanding any other provision of this bylaw, and for purposes of this section, height shall be calculated from finished grade, being the average level of the finished surface of the ground adjacent to the exterior walls of the building or structure.
 - (i) Shall not exceed a height of 3.75 m (12.3 ft).
 - (ii) Shall not exceed a combined lot coverage for all lands zoned RM-SH1 of 15%.

1315.5 Accessory Off-Street Parking for Apartment or Congregate Housing

Accessory Off-Street Parking for Apartment or Congregate Housing:

The parking area shall not occupy more than 30% of the surface of the lot area.

1315.6 General

General:

The relevant provisions of Sections 5, 6, and 7 and Schedule B and F of this bylaw shall apply.

1320.1 Uses Permitted

Uses Permitted:

- (a) Apartment
- (b) Attached Housing
- (c) Home Occupation Office
- (d) Accessory Buildings

1320.2 Lot Coverage

Lot Coverage:

The maximum coverage of all buildings and structures shall be 35% of the lot area.

1320.3 Density

Density:

- (a) Density for all buildings and structures shall not exceed a Floor Space Ratio of 1.30.
- (b) The maximum density shall be one dwelling unit per 64 m² (689 ft²) of lot area.

1320.4 Buildings and Structures for Apartments and Attached Housing Units

Buildings and Structures for Apartments and Attached Housing Units:

- (a) Shall be sited not less than:
 - (i) 6.5 m (21.3 ft) from a front lot line.
 - (ii) 5.0 m (16.4 ft) from a rear lot line.
 - (iii) 7.5 m (24.6 ft) from an interior side lot line.
 - (iv) 5.5 m (18.3 ft) from an exterior side lot line
- (b) Shall not exceed a height of 16.5 m (54.1 ft).

1320.5 Accessory Buildings and Structures

Accessory Buildings and Structures:

- (a) Accessory Buildings and Structures shall be sited not less than:
 - (i) 8.9 m (29.2 ft) from any lot line abutting a street.
 - (ii) 1.5 m (4.9 ft) from any lot line that does not abut a street.
- (b) Shall not exceed a height of 2.7 m (8.8 ft).
- (c) Together shall not exceed a lot coverage of 10%

1320.6 General

General:

Unless otherwise specified in this zone schedule, the relevant provisions of Sections 5, 6, 7 and Schedule B and F of this Bylaw shall apply.

1400.1 Uses Permitted

Uses Permitted:

- (a) Attached Housing
- (b) Home Occupation Office and Daycare for preschool children
- (c) Accessory Buildings and Structures

1400.2 Lot Coverage

Lot Coverage:

The maximum coverage of all buildings and structures shall be 60% of the lot area.

1400.3 Density

Density:

- (a) Shall not exceed a Floor Space Ratio of 0.75. For purposes of this section, Floor Space Ratio shall be calculated as being the Gross Floor Area divided by the lot area.
- (b) The combined maximum number of attached dwelling units for all lands zoned RT-CH shall not exceed 25 (twenty-five).

1400.4 Buildings and Structures for Attached Housing

Buildings and Structures for Attached Housing:

- (a) Shall be sited not less than:
 - (i) 0.0 m (0.0 ft) from an interior side lot line between attached units.
 - (ii) 1.5 m (4.9 ft) from an interior side lot line between buildings containing two or more units sharing common walls.
 - (iii) 3.0 m (9.8 ft) from a rear lot line which does not abut a street.
 - (iv) 3.0 m (9.8 ft) from any lot line which abuts a street, except that the garage and those portions of a building or structure which exceed a vertical measurement of 4.9 m (16.0 ft) from the average grade must be stepped back to a minimum of 6.0 m (19.7 ft) from any lot line which abuts a street.
 - (v) 5.0 m (16.4 ft) from an interior side lot line abutting a single family dwelling use.
 - (vi) 1.5 m (4.9 ft) from any lot line which abuts land zoned P-4.
- (b) Shall not exceed a height of 7.5 m (24.6 ft).

1400.5 Accessory Buildings and Structures

Accessory Buildings and Structures:

- (a) Shall be sited not less than:
 - (i) 6.0 m (19.7 ft) from any lot line which abuts a street.
 - (ii) 1.5 m (4.9 ft) from an interior side lot line and a rear lot line which does not abut a street.
- (b) Shall not exceed a height of 3.75 m (12.3 ft).
- (c) Together shall not exceed a lot coverage of 10%.

1400.6 Projection Into Required Yards

Projection Into Required Yards:

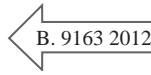
Notwithstanding any other provisions of this bylaw the following shall apply.

- (a) Where chimneys, cornices, leaders, gutters, pilasters, belt courses, sills, bay windows, or ornamental features project beyond the face of a building, the minimum distance to an abutting lot line as permitted elsewhere in the bylaw may be reduced by not more than 60 cm (2.0 ft) provided such reduction shall apply only to the projecting feature.
- (b) An attached gutter projecting beyond the roof of a building shall not be considered part of the building for purposes of calculating the building setbacks from property lines under this bylaw.
- (c) Unenclosed patios or sundecks may be sited 0 m from a property line abutting land zoned P-4.

1400.7 General

General:


The relevant provisions of Sections 5, 6 and 7 of this bylaw shall apply.



1415.1 Uses Permitted

Uses Permitted:

- (a) Attached Housing
- (b) Home Occupation Office and Daycare for preschool children
- (c) Accessory Buildings and Structures
- (d) Accessory Dwelling Unit



1415.2 Lot Coverage

Lot Coverage:

The maximum coverage of all buildings and structures shall be 40% of the lot area.

1415.3 Density

Density:

Buildings and structures for an attached housing use shall not exceed a Floor Space Ratio of 1.1.

1415.4 Building Separation

Building Separation:

Where one wall faces another wall of the same building or another building on the same lot, buildings and structures shall be sited to provide a continuous 90 degree horizontal arc unencumbered by buildings on the same lot of a radius not less than:

- (a) 3 m (9.8 ft) from the centre of all windows, from walls, and from outside corners of buildings.

1415.5 Buildings and Structures for Attached Housing

Buildings and Structures for Attached Housing:

- (a) Shall be sited not less than:
 - (i) 3.0 m (9.8 ft) from any lot line which abuts a street.
 - (ii) 4.0 m (13.1 ft) from an interior side lot line.
 - (iii) 4.0 m (13.1 ft) from a rear lot line which does not abut a street.
- (b) Shall not exceed a height of 10.5 m (34.5 ft)

1415.6 Accessory Buildings and Structures

Accessory Buildings and Structures:

- (a) Shall be sited not less than:
 - (i) 7.5 m (24.6 ft) from any lot line which abuts a street.
 - (ii) 1.5 m (4.9 ft) from interior side lot line and a rear lot line which does not abut a street.
- (b) Shall not exceed a height of 3.75 m (12.3 ft).
- (c) Together shall not exceed a lot coverage of 10%.

1415.7 Accessory Off-Street Parking

Accessory Off-Street Parking:

- (a) The parking area shall not occupy more than 30% of the surface of the lot area.
- (b) Any lighting used to illuminate a parking area or parking garage shall be so arranged that all direct rays of light are reflected upon the parking area or parking garage and not on any adjoining premises.
- (c) No parking shall be required for an Accessory Dwelling Unit.

1415.8 Lot Size

Lot Size:

No land shall be subdivided into lots having a width or area less than:

- (a) Standard lot
 - width 30 m (98.4 ft)
 - area 900 m² (9688 ft²)
- (b) Panhandle lot
 - not permitted

1415.9 General

General:

The relevant provisions of Sections 5, 6, 7, Schedule B and F of this bylaw shall apply.

1420.1 Uses Permitted

Uses Permitted:

- (a) Attached Housing
- (b) Home Occupation Office and Day Care
- (c) Accessory Buildings and Structures

1420.2 Lot Coverage

Lot Coverage:

The maximum coverage of all buildings and structures shall be 40% of the lot area.

1420.3 Density

Density:

The maximum density shall be one dwelling unit per 185m² (1991 ft²) of lot area.

1420.4 Open Space Areas

Open Space Areas:

Open Space Areas shall be provided as follows:

- (a) A continuous landscape area, which may include outdoor recreation areas equal to 5% of the total site area shall be provided and located:
 - (i) outside the required building setback areas;
 - (ii) outside the required parking areas.
- (b) The 5% open space requirement will be reduced by 1% for every 1% that the lot coverage is less than the maximum permitted.

1420.5 Building Separation

Building Separation:

Where one wall faces another wall of the same building or another building on the same lot, buildings and structures shall be sited to provide a continuous 90 degree horizontal arc unencumbered by buildings on the same lot of a radius not less than:

- (a) 2.13m (7.0 ft) from the centre of all windows, from walls, and from outside corners of buildings.

1420.6 Buildings and Structures for Attached Housing

Buildings and Structures for Attached Housing:

- (a) Shall be sited not less than:
 - (i) 3.9 m (12.9 ft) from any lot line which abuts a street.
 - (ii) 1.2 m (3.9 ft) from an interior side lot line.
 - (iii) 5.5 m (18.0 ft) from a rear lot line which does not abut a street.

1420.7 Accessory Buildings and Structures

Accessory Buildings and Structures:

- (a) Shall be sited not less than:
 - (i) 7.5 m (24.6 ft) from any lot line which abuts a street.
 - (ii) 1.5 m (4.9 ft) from an interior side lot line and a rear lot line which does not abut a street.

1420.8 Accessory Off-Street Parking

Accessory Off-Street Parking:

- (a) The parking area shall not occupy more than 30% of the surface of the lot area
- (b) Any lighting used to illuminate a parking area or parking garage shall be so arranged that all direct rays of light are reflected upon the parking area or parking garage and not on any adjoining premises.

1420.9 Lot Size

Lot Size:

No land shall be subdivided into lots having a width or area less than:

- (a) Standard Lot
 - width 30 m (98.4 ft)
 - area 900 m² (9688 ft²)
- (b) Panhandle lot
 - not permitted

1420.10 General

General:

The relevant provisions of Sections 5, 6, 7 and Schedule B of this Bylaw shall apply.

1430.1 Uses Permitted

Uses Permitted:

- (a) Attached Housing
- (b) Home Occupation Office
- (c) Accessory Buildings

1430.2 Lot Coverage

Lot Coverage:

The maximum coverage of all buildings and structures shall be 40% of the lot area.

1430.3 Density

Density:

- (a) Density for all buildings and structures shall not exceed a Floor Space Ratio of 1.08.
- (b) The maximum density shall be one dwelling unit per 164 m² (1,766 ft²) of lot area.

1430.4 Buildings and Structures for Attached Housing Units

Buildings and Structures for Apartments and Attached Housing Units:

- (a) Shall be sited not less than:
 - (i) 1.1 m (3.6 ft) from a front lot line.
 - (ii) 3.2 m (10.5 ft) from a rear lot line.
 - (iii) 1.5 m (4.9 ft) from an interior side lot line.
 - (iv) 3 m (9.8 ft) from an exterior side lot line
- (b) Shall not exceed a height of 7.5 m (24.6 ft).

1430.5 Accessory Buildings and Structures

Accessory Buildings and Structures:

- (a) Accessory Buildings and Structures shall be sited not less than:
 - (i) 7.5 m (24.6 ft) from any lot line abutting a street.
 - (ii) 1.5 m (4.9 ft) from any lot line that does not abut a street.
- (b) Shall not exceed a height of 3.75 m (12.3 ft).
- (c) Together shall not exceed a lot coverage of 10%

1430.6 Lot Size

Lot Size:

No land shall be subdivided into lots having a width and area less than:

- (a) Standard Lot
 - area 650 m² (6997 ft²)
- (b) Panhandle Lot
 - not permitted

General


General:

Unless otherwise specified in this zone schedule, the relevant provisions of Sections 5, 6, 7 and Schedule B and F of this Bylaw shall apply.

1500.1 Uses Permitted

Uses Permitted:

- (a) Apartment
- (b) Accessory Buildings and Structures
- (c) Retail Sales of Goods and Services
- (d) Office
- (e) Home Occupation Office and Daycare for preschool children
- (f) Daycare, Adult
- (g) Daycare, Child



entrance to a garage and those portions of a building or structure which exceed a vertical measurement of 8.0 m (26.2 ft) from the average grade as measured along the Douglas Street frontage must be sited 6.5 m (21.3 ft) from the lot line common to Douglas Street.


- (v) 7.5 m (24.6 ft) from a lot line which abuts Pat Bay Highway.

- (b) Shall not exceed a height of 11.5 m (37.7 ft).

1500.2 Lot Coverage

Lot Coverage:

- (a) The maximum coverage of all buildings and structures shall be 40% of the lot area.
- (b) The maximum coverage of all surface parking areas shall be 30% of the lot area.

1500.3 Density

Density:

- (a) The maximum density for all uses shall not exceed a Floor Space Ratio of 1.20.
- (b) Development of all lands zoned MFC-CH shall not exceed the following unit and floor space allocations:
 - (i) The Gross Floor Area devoted to all commercial uses shall not exceed 585 m² (6297 ft²).
 - (ii) 79 apartment units.

1500.4 Buildings and Structures

Buildings and Structures:

- (a) Shall be sited not less than:
 - (i) 3.0 m (9.8 ft) from any lot line which abuts a street.
 - (ii) 3.0 m (9.8 ft) from an interior lot line which abuts a street.
 - (iii) 3.0 m (9.8 ft) from a rear lot line which does not abut a street.
 - (iv) 4.5 m (14.8 ft) from a lot line which abuts Douglas Street, except that any

1500.5 Accessory Buildings and Structures

Accessory Buildings and Structures:

- (a) Shall be sited not less than:
 - (i) 6.0 m (19.7 ft) from any lot line which abuts a street.
 - (ii) 1.5 m (4.9 ft) from an interior side lot line and a rear lot line and a rear lot line which does not abut a street.
- (b) Shall not exceed a height of 3.75 m (12.3 ft).
- (c) Together shall not exceed a lot coverage of 10%.

1500.6 Projection Into Required Yards

Projection Into Required Yards:

Notwithstanding any other provisions of this bylaw the following shall apply.

- (a) Where chimneys, cornices, leaders, built-gutters, pilasters, belt courses, sills, bay windows, or ornamental features project beyond the face of a principal building, the minimum distance to an abutting lot line as permitted elsewhere in this bylaw may be reduced by not more than 60 cm (2.0 ft) or for corner projections not more than 85 cm (2.8 ft) provided such reduction shall apply only to the projecting feature.
- (b) An attached gutter projecting beyond the roof of a building shall not be considered part of the building for purposes of calculating the building set backs from property lines under this bylaw.

- (c) Where steps, eaves, sunlight control projections, canopies, cantilevered balconies, or cantilevered porches project beyond the face of a building, the minimum distance to an abutting rear lot line as permitted elsewhere in this bylaw may be reduced by not more than 1.2 m (3.9 ft) and the minimum distance to an abutting interior side lot line as permitted elsewhere in this bylaw may be reduced by not more than 60 cm (2.0 ft) provided such reduction shall apply only to the projecting feature.

1500.7 General

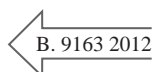
General:

The relevant provisions of Sections 5, 6, 7 and 8 and Schedule B and F of this bylaw shall apply.

1505.1 Uses Permitted

Uses Permitted:

- (a) Apartment
- (b) Assembly
- (c) Church
- (d) Congregate Housing
- (e) Office
- (f) Research
- (g) Restaurant
- (h) Delicatessen
- (i) Home Occupation Office and Daycare for preschool children
- (j) Daycare, Adult
- (k) Daycare, Child
- (l) Accessory Buildings and Structures

**1505.2 Prohibited Uses**

Prohibited Uses:

All uses not permitted by Section 1505.1 and, without limiting the generality of the foregoing:

- (a) Medical, Dental and Real Estate Offices.
- (b) Financial Institutions.
- (c) Bingos, Casinos, and any other activity involving gambling or betting whether carried on for profit or not.

1505.3 Lot Coverage

Lot Coverage:

- (a) The maximum coverage of all buildings and structures shall be 40% of the lot area.
- (b) The maximum coverage of all surface parking areas shall be 30% of the lot area.

1505.4 Density

Density:

- (a) The maximum density for all uses shall not exceed a Floor Space Ratio of 1.20.
- (b) Development of all land zoned MFI-CH shall not exceed the following allocations:
 - 1 church and 40 apartment units
 - or*
 - 1 church and a commercial building where:
- (i) The Gross Floor Area devoted to office shall not exceed 5556 m² (59804 ft²).
- (ii) The total Gross Floor Area devoted to restaurant or delicatessen uses shall not exceed 139 m² (1500 ft²).

1505.5 Buildings and Structures

Buildings and Structures:

- (a) Shall be sited not less than:
 - (i) 3.0 m (9.8 ft) from any lot line which abuts a street
 - (ii) 3.0 m (9.8 ft) from an interior side lot line.
 - (iii) 3.0 m (9.8 ft) from a rear lot line which does not abut a street.
 - (iv) 4.5 m (14.8 ft) from a lot line which abuts Douglas Street, except that any entrance to a garage and those portions of a building or structure which exceed a vertical measurement of 8.0 m (26.2 ft) from the average grade as measured along the Douglas Street frontage must be sited 6.5 m (21.3 ft) from the lot line common to Douglas Street.
 - (vi) 7.5 m (24.6 ft) from a lot line which abuts Pat Bay Highway.
- (b) Shall not exceed a height of 11.5 m (37.7 ft).

1505.6 Accessory Buildings and Structures

Accessory Buildings and Structures:

- (a) Shall be sited not less than:
 - (i) 6.0 m (19.7 ft) from any lot line which abuts a street.
 - (ii) 1.5 m (4.9 ft) from an interior side lot line and a rear lot line which does not abut a street.
- (b) Shall not exceed a height of 3.75 m (12.3 ft).
- (c) Together shall not exceed a lot coverage of 10%.

1505.7 Projection Into Required Yards

Projection Into Required Yards:

Notwithstanding any other provisions of the bylaw the following shall apply.

- (a) Where chimneys, cornices, leaders, built-gutters, pilasters, belt courses, sills, bay windows, or ornamental features project beyond the face of a principal building, the minimum distance to an abutting lot line as permitted elsewhere in this bylaw may be reduced by not more than 60 cm (2.0 ft) or for corner projections not more than 85 cm (2.8 ft) provided such reduction shall apply only to the projecting feature.
- (b) An attached gutter projecting beyond the roof of a building shall not be considered part of the building for purposes of calculating the building setbacks from property lines under this bylaw.
- (c) Where steps, eaves, sunlight control projections, canopies, cantilevered balconies, or cantilevered porches project beyond the face of a building, the minimum distance to an abutting rear lot line as permitted elsewhere in the bylaw may be reduced by not more than 1.2 m (3.9 ft) and the minimum distance to an abutting interior side lot line as permitted elsewhere in this bylaw may be reduced by not more than 60 cm (2.0 ft) provided such reduction shall apply only to the projecting feature.

1505.8 General

General:

The relevant provisions of Sections 5, 6, 7 and Schedule B and F of this bylaw shall apply.

1510.1 Uses Permitted

Uses Permitted:

- (a) Apartment
- (b) Attached Housing
- (c) Daycare Centre
- (d) Accessory Buildings and Structures

1510.2 Lot Coverage

Lot Coverage:

The maximum coverage of all buildings and structures shall be 45% of the lot area.

1510.3 Density

Density:

Buildings and structures shall not exceed a Floor Space Ratio of 1.20.

1510.4 Open Space Areas

Open Space Areas:

Open Space areas shall be provided as follows:

- (a) A continuous landscape area, which may include outdoor recreation areas equal to 3% of the total site area shall be provided and located:
 - (i) Outside the required building setback area.
 - (ii) Outside the required parking area.

1510.5 Buildings and Structures

Buildings and Structures:

- (a) Shall be sited not less than:
 - (i) 4.5 m (14.8 ft) from any lot line which abuts a street.
 - (ii) 3.0 m (9.8 ft) from an interior side lot line.
 - (iii) 1.2 m (4.0 ft) from a rear lot line which does not abut a street.
- (b) Shall not exceed a height of:
 - (i) 9.0 m (29.5 ft) for an Attached Housing use.
 - (ii) 15.5 m (50.8 ft) for an Apartment use.
 - (iii) 7.5 m (24.6 ft) for those portions of a building used for Daycare Centre use.

1510.6 Accessory Buildings and Structures

Accessory Buildings and Structures:

- (a) Shall be sited not less than:
 - (i) 7.5 m (24.6 ft) from any lot line which abuts a street.
 - (ii) 3.0 m (9.8 ft) from an interior side lot line.
 - (iii) 1.2 m (4.0 ft) from a rear lot line which does not abut a street.
- (b) Shall not exceed a height of 3.75 m (12.3 ft).
- (c) Together shall not exceed a lot coverage of 10%.

1510.7 General

General:

The relevant provisions of Sections 5, 6, 7 and Schedules B and F of this bylaw shall apply.

1605.1 Uses Permitted

Uses Permitted:

- (a) Apartment
- (b) Congregate Housing
- (c) Home Occupation Office and Daycare for preschool children
- (d) Accessory Buildings and Structures

1605.2 Lot Coverage

Lot Coverage:

The maximum coverage of all buildings and structures shall be 40% of the lot area.

1605.3 Density

Density:

Buildings and structures for an apartment use or congregate housing use shall not exceed a Floor Space Ratio of 1.45.

1605.4 Buildings and Structures for Apartment or Congregate Housing


Buildings and Structures for Apartment or Congregate Housing:

- (a) Shall be sited lot less than:
 - (i) 6.0 m (19.7 ft) from a lot line which abuts a stree.
 - (ii) 6.0 m (19.7 ft) from an interior side lot line.
 - (iii) 7.5 m (24.6 ft) from a rear lot line which does not abut a street.
- (b) Shall not exceed a height of 12.5 m (41.0 ft).

1605.5 Accessory Buildings and Structures

Accessory Buildings and Structures:

- (a) Shall be sited not less than:
 - (i) 6.0 m (19.7 ft) from any lot line which abuts a street.
 - (ii) 1.5 m (4.9 ft) from an interior side lot line and a rear lot line which does not abut a street.
- (b) Shall not exceed a height of 3.75 (12.3 ft).
- (c) Together shall not exceed a lot coverage of 10%.



1605.6 Accessory Off-Street Parking

Accessory Off-Street Parking:

- (a) The parking area shall occupy not more than 30% of the lot area.
- (b) Any lighting used to illuminate a parking area or parking garage shall be so arranged that all direct rays of light are reflected upon the parking area or parking garage and not on any adjoining premises.

1605.7 Projection Into Required Yards

Projection Into Required Yards:

Notwithstanding any other provisions of this bylaw the following shall apply:

- (a) Where steps, eaves, sunlight control projections, canopies, cantilevered balconies, or cantilevered porches project beyond the face of a building, the minimum distance to an abutting interior side lot line as permitted elsewhere in this bylaw may be reduced by not more than 1.5 m (5.0 ft) provided such reduction shall apply only to the projecting feature.

1605.8 General

General:

The relevant provisions of Sections 5, 6, 7, and Schedule B and F shall apply.



1610.1 Uses Permitted

Uses Permitted:

- (a) Apartment
- (b) Attached Housing
- (c) Home Occupation Office and Daycare for preschool children
- (d) Accessory Buildings and Structures

1610.2 Lot Coverage

Lot Coverage:

The maximum coverage of all buildings and structures shall be 40% of the lot area.

1610.3 Density

Density:

Buildings and structures for an attached housing use or an apartment use shall not exceed a Floor Space Ratio of 1.20 except that where at least 80% of the required parking is concealed parking, the Floor Space Ratio may be increased to 1.40.

1610.4 Open Space Areas

Open Space Areas:

Open Space areas shall be provided as follows:

- (a) A continuous landscape area, which may include outdoor recreation areas equal to 15% of the total site area shall be provided and located:
 - (i) Outside the required building setback area;
 - (ii) Outside the required parking area.


1610.5 Buildings and Structures for Apartment or Attached Housing

Buildings and Structures for Apartment or Attached Housing:

- (a) Shall be sited 7.5 m from any lot line for an apartment use and 3.5 m from any lot line for an attached housing use.
- (b) Shall not exceed a height of 8.5 m for an attached housing use and a height of 15.0 m for an apartment use.

1610.6 Accessory Buildings and Structures

Accessory Buildings and Structures:



- (a) Shall be sited not less than:
 - (i) 7.5 m from any lot line which abuts a street.
 - (ii) 1.5 m from an interior side lot line and a rear lot line which does not abut a street.
- (b) Shall not exceed a height of 3.75 m.
- (c) Together shall not exceed a lot coverage of 10%.

1610.7 Projection Into Required Yards

Projection Into Required Yards:

- (a) The parking area shall occupy not more than 30% of the lot area.
- (b) Any lighting used to illuminate a parking area or parking garage shall be so arranged that all direct rays of light are reflected upon the parking area or parking garage and not on any adjoining premises.

1610.8 General

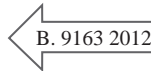
General:

The relevant provisions of Sections 5, 6, 7, and Schedule B and F shall apply.

1615.1 Uses Permitted

Uses Permitted:

- (a) Apartment
- (b) Attached Housing
- (c) Single Family Dwelling
- (d) Congregate Housing
- (e) Home Occupation Office and Daycare for preschool children
- (f) Accessory Buildings and Structures



1615.2 Lot Coverage

Lot Coverage:

The maximum lot coverage of all buildings and structures shall be 40% of the lot area

1615.3 Density

Density:


- (a) Buildings for an attached housing, apartment or congregate housing use shall not exceed a Floor Space Ratio of 1.20.
- (b) Buildings for a single family dwelling use shall not exceed a Floor Space Ratio (R) of 0.55.

1615.4 Open Space Areas

Open Space Areas:

Open Space Areas shall be provided as follows:

- (a) A continuous landscape area, which may include outdoor recreation space, equal to 10% of the total site area shall be provided and located:
 - (i) Outside the required building setback area.
 - (ii) outside the required parking area.
- (b) The 10% open space requirement shall be reduced by 1% for each 1% that the lot coverage is less than the maximum permitted.
- (c) Section 1615.4 (a) & (b) do not apply to lots where single family dwelling use is the sole principal use.



1615.5 Buildings and Structures for Apartment, Attached Housing or Congregated housing

Buildings and Structures for Apartment, Attached Housing or Congregated housing:

- (a) Shall be sited not less than:
 - (i) 7.0 m from any lot line for an apartment use.
 - (ii) 7.0 m from a front, rear or exterior lot line and 3.0 m from an interior lot line for an attached housing use.
- (b) Shall not exceed a height of 8.5 m (27.9 ft) for an attached housing use and a height of 28.0m (91.9 ft) for an apartment use or congregate housing use.
- (c) Shall not exceed a horizontal width of 55.0 m (180.4 ft)

1615.6 Buildings and Structures for a Single Family Dwelling

Buildings and Structures for a Single Family Dwelling:

- (a) Shall be sited not less than:
 - (i) 6.0 m from a front lot line and 7.5 m from a rear lot line provided the combined front and rear setbacks are not less than 15.0 m (49.2 ft).
 - (ii) 1.5 m from an interior lot line provided the sum of both sideyards is not less than 4.5 m (14.8 ft)
 - (iii) 3.5 m (11.5 ft) from an exterior side lot line.
- (b) Shall not exceed a height of 8.5 m (27.9 ft).
- (c) Shall not exceed a Floor Space Ratio (R) of 0.55 or a Gross Floor Area (R) of 280 m² (3014 ft²), whichever is lesser. For the purposes of this section, those portions of the floor area of a carport or garage exceeding 50 m² (538 ft²) shall be included in the Gross Floor Area (R).

1615.7 Accessory Buildings and Structures

Accessory Buildings and Structures:

- (a) Shall be sited not less than:
 - (i) 7.5 m (24.6 ft) from a front lot line.
 - (ii) 1.5 m (4.9 ft) from a rear or interior lot line.
 - (iii) 3.5 m (11.5 ft) from an exterior lot line.
- (b) Shall not exceed a height of 3.75 m (12.3 ft).
- (c) Shall not exceed a lot coverage of 10%.

1615.8 Minimum Lot Size

Minimum Lot Size:

No land shall be subdivided into lots having a width or area less than:

- (a) Standard lot
 - width 14 m (45.9 ft)
 - area 465 m² (5005 .ft²)
- (b) Pan Handle Lot
 - not permitted

1615.9 General

General:

The relevant provisions of Sections 5, 6, 7 and Schedule B and F of this bylaw shall apply.

1620.1 Uses Permitted

Uses Permitted:

- (a) Apartment
- (b) Attached housing
- (c) Single family dwelling
- (d) Two family dwelling
- (e) Home Occupation Office and Daycare for preschool children
- (f) Accessory buildings and structures
- (g) Accessory dwelling unit

B. 9086 2011

B. 9163 2012

1620.2 Lot Coverage

Lot Coverage:

The maximum coverage of all buildings and structures shall be 25% of the lot area.

1620.3 Density

Density:

- (a) The maximum density shall be one dwelling unit per 200 m².
- (b) Buildings and structures for an apartment use, attached housing use or single family dwelling use shall not exceed a Floor Space Ratio of 0.61.
- (c) (i) The maximum number of dwelling units within this zone shall not exceed:
 - 37 apartment dwelling units
 - 1 heritage two family dwelling
 - 1 single family dwelling containing one accessory dwelling unit.
- (ii) The maximum number of dwellings permitted in the zone may be supplemented by seven attached dwelling units where the following amenities are on lands described as Lots 1 and 2 of Plan 23009.
 - (1) Renovation and designation by Bylaw of the heritage registered structure on Lot 1, Plan 23009.
 - (2) Construction of a 2 m wide public path adjacent to the southerly lot line of Lot 2, Plan 23009, and dedication as a public right-of-way in favour of the District of Saanich.
 - (3) Registration of a natural state covenant in the westerly portion of Lot 1, Plan 23009 to protect the Garry oak meadow lands

B. 9086 2011

B. 9086 2011

B. 9086 2011

B. 9086 2011

- (4) Issuance of a building permit for a 37 unit apartment structure that meets a minimum LEED Certified standard or an equivalent energy and environmental performance standard, as determined by the District of Saanich and;
- (5) Townhouse dwelling units meet or exceed the “Built Green” and EnerGuide 77 construction standard as determined by the District of Saanich prior to issuance of a building permit for townhouse units and;
- (6) Registration of Notice on the title of Lots 1 and 2 of Plan 23009, of a housing agreement executed under Section 905 of the Local Government Act which prohibits the establishment of rental tenure restrictions for all residential dwelling units to be constructed on the subject lands.

1620.4 Open Space Areas

Open Space Areas:

Open Space areas shall be provided as follows:

- (a) A continuous landscape area, which may include outdoor recreation and natural state covenant areas, equal to 15% of the total site area shall be provided and located:
 - (i) outside the required building setback area;
 - (ii) outside the required parking area.

1620.5 Buildings and Structures for Apartment

Buildings and Structures for Apartment:

- (a) Shall be sited not less than:
 - (i) 4.75 m (15.6 ft.) from any lot line to the basement foundation and first floor terrace.
 - (ii) 7.5 m (24.6 ft.) from any lot line to all floors above the basement.
- (b) Shall not exceed a height of 14.5 m (47.6 ft.)



- (c) Shall have not more than five levels of usable space of which not more than four may be designed for human habitation. If a level of usable space designed for other than human habitation comprises one of five levels of usable space, the ceiling of such level of usable space shall not be above the average elevation of the natural grade of the lot or lots on which the building is to be constructed.

1620.6 Buildings and Structures for Attached Housing

Buildings and Structures for Attached Housing:

- (a) Shall be sited not less than:
 - (i) 3.3 m (10.8 ft.) from a lot line abutting Carey Road for the first floor and 6.0 m (19.7 ft.) for any floors above the first floor, and; 7.5 m from any other lot line which abuts a street.
 - (ii) 4.5 m (14.8 ft.) from the south interior side lot line.
 - (iii) 4.0 m (14.75 ft.) from the north interior side lot line.
- (b) Shall not exceed a height of 9.1m

1620.7 Buildings and Structures for Two Family Dwelling

Buildings and Structures for Two Family Dwelling:

- (a) Shall be sited not less than:
 - (i) 6.0 m (19.7 ft.) from a lot line abutting a street.
 - (ii) 1.5 m (4.9 ft.) from an interior side lot line, provided the sum of both sideyards is not less than 4.5m (14.8 ft.).
 - (iii) 3.5 m (11.5 ft.) from an exterior lot line.
- (b) Shall not exceed a height of 11 m.
- (c) Shall not exceed a Gross Floor Area (R) of 475 m² (5113 ft²) provided that not more than 80% of the allowable floor space shall be located in non-basement areas. For purposes of this section those portions of the floor area of a carport or garage exceeding 50 m² (538 ft²)

B. 9081 2010

B. 9081 2010

shall be included in the Gross Floor Area (R).

1620.8 Buildings and Structures for Single Family Dwellings

Buildings and Structures for Single Family Dwellings:

- (a) Shall be sited not less than:
 - (i) 6.0 m (19.7 ft.) from a lot line abutting a street.
 - (ii) 1.5 m (4.9 ft.) from an interior side lot line, provided the sum of both sideyards is not less than 4.5 m (14.8 ft.).
 - (iii) 3.5 m (11.5 ft.) from an exterior lot line.
- (b) Shall not exceed a height of 9.1 m (29.8 ft.)
- (c) Shall not exceed a Gross Floor Area (R) of 365 m² (3,929 ft²) provided that not more than 80% of the allowable floor space shall be located in non-basement areas. For purposes of this section those portions of the floor area of a carport or garage exceeding 50 m² (538 ft²) shall be included in the Gross Floor Area (R).

1620.9 Accessory Buildings and Structures

Accessory Buildings and Structures:

- (a) Shall be sited not less than:
 - (i) 7.5 m from any lot line which abuts a street.
 - (ii) 1.5 m from any lot line which does not abut a street
- (b) Shall not exceed a height of 3.75 m
- (c) Together shall not exceed a lot coverage of 10%.

1620.10 Accessory Off-Street Parking

Accessory Off-Street Parking:

- (a) The parking area shall occupy not more than 10% of the surface of the lot area.

- (b) Any lighting used to illuminate a parking area or parking garage shall be so arranged that all direct rays of light are reflected upon the parking area or parking garage and not on any adjoining premises.
- (c) The parking area for an apartment use shall not be permitted within 4.75 m of any lot line.
- (d) At least one parking space per dwelling unit of the required parking for an apartment use shall be underground parking.

1620.11 Accessory Dwelling Units

Accessory Dwelling Units:

- (a) Notwithstanding Section 1615.1 an accessory dwelling unit is only permitted in a single family dwelling unit.
- (b) An accessory dwelling unit shall not exceed more than 40% of the gross floor area of the Principal Building.

1620.12 General

General:

The relevant provisions of Sections 5, 6, 7, and Schedules B and F of this bylaw shall apply.

1625.1 Uses Permitted

Uses Permitted:

- (a) Single Family Dwelling
- (b) Boarding
- (c) Home Occupation
- (d) Accessory Buildings and Structures



- (iii) 3.5 m (11.5 ft) from an exterior side lot line.

- (c) (i) Shall not exceed a height of: 7.5 m (24.6 ft), as measured from Grade; for those buildings and structures having or incorporating flat roofs or roofs with a pitch less than 3:12, the maximum height of these roofs shall not exceed 6.5 m (21.3 ft) as measured from grade;
- (ii) No vertical portion of the dwelling, within 5.0 m (16.4 ft) of a vertical plane extending from the outermost wall, may exceed 7.5 m (24.6 ft) in height, or 6.5 m (21.3 ft) in the case of a flat roof or roof pitch less than 3:12. For the purpose of this regulation, grade will be the average elevation as measured at the outside corners of the outermost wall.

1625.2 Boarding

Boarding:

There shall be not more than two boarders in a dwelling unit.




- (ii) No vertical portion of the dwelling, within 5.0 m (16.4 ft) of a vertical plane extending from the outermost wall, may exceed 7.5 m (24.6 ft) in height, or 6.5 m (21.3 ft) in the case of a flat roof or roof pitch less than 3:12. For the purpose of this regulation, grade will be the average elevation as measured at the outside corners of the outermost wall.

1625.3 Lot Coverage

Lot Coverage:

The maximum lot coverage of all buildings and structures shall be 50% of the lot area for lots having an area less than 560 m² (6028 ft²) and 45% of the lot area for lots having an area of 560 m² (6028 ft²) and greater.



- (d) Shall not exceed a Floor Space Ratio (R) of 0.50 or a Gross Floor Area (R) of 310 m² (3337 ft²), whichever is the lesser provided, however, that not more than 80% of the allowable floor space shall be located in non-basement areas. For the purpose of this section those portions of the floor area of a carport or garage exceeding 50 m² (538 ft²) shall be included in the Gross Floor Area (R).

1625.4 Buildings and Structures for Single Family Dwelling


Buildings and Structures for Single Family Dwelling:

- (a) For lots having a lot area of less than 560 m² (6028 ft²) shall be sited not less than:
 - (i) 6.0 m (19.7 ft) from a front lot line.
 - (ii) 7.5 m (24.6 ft) from a rear lot line.
 - (iii) 1.5 m (4.9 ft) from an interior side lot line.
 - (iv) 3.5 m (11.5 ft) from an exterior side lot line.
- (b) For lots having a lot area 560 m² (6028 ft²) and greater shall be sited not less than:
 - (i) 6.0 m (19.7 ft) from a front lot line and 7.5 m (24.6 ft) from a rear lot line provided that the combined front and rear setbacks are not less than 15.0 m (49.2 ft).
 - (ii) 1.5 m (4.9 ft) from an interior side lot line, provided the sum of both sideyards is not less than 4.5 m (14.8 ft).

1625.5 Accessory Buildings and Structures

Accessory Buildings and Structures:

- (a) Shall be sited not less than:
 - (i) 7.5 m (24.6 ft) from a front lot line.
 - (ii) 1.5 m (4.9 ft) from a rear and an interior side lot line.
 - (iii) 3.5 m (11.5 ft) from an exterior side lot line.
- (b) Shall not exceed a height of 3.75 m (12.3 ft).
- (c) Together shall not exceed a lot coverage of 10%.
- (d) that are used or proposed to be used for keeping animals shall comply with the siting and size provisions set out in table 5.2 under s.5.31 of this Bylaw.

1625.6 Minimum Lot Size

Minimum Lot Size:

- (a) No land shall be subdivided into lots having a width or area less than:
- (i) Standard Lot
 - width 12.0 m (39.4 ft)
 - area 365 m² (3929 ft²)
 - (ii) Panhandle lot
 - not permitted
- (b) Notwithstanding Section 1625.6(a) the total number of lots in the RS-F zone shall not exceed 18 lots.
- (c) Notwithstanding Section 5.1(b) of the Subdivision Bylaw, no land shall be Subdivided having a depth less than 24.5 m (80.4 ft).

1625.7 General


General:

The relevant provisions of Sections 5, 6 and 7 of this bylaw shall apply.

1700.1 Uses Permitted

Uses Permitted:

- (a) Retail Sales of Goods and Services
- (b) Wholesaling Accessory to Retail Sales
- (c) Medical Services
- (d) Rental and Repair of Household Items, Tools, and Appliances
- (e) Personal Service
- (f) Office
- (g) Restaurant
- (h) Apartment
- (i) Cable Hub Site
- (j) Home Occupation Office and Daycare for preschool children
- (k) Daycare, Adult
- (l) Daycare, Child



1700.2 Prohibited Uses

Prohibited Uses:

All uses not permitted by 1700.1 and without limiting the generality of the foregoing:

- (a) Lumber and Building Supply Yard
- (b) The Sale, Servicing, or Repair of New or Used Vehicles, Trailers, Mobile homes, Recreational Vehicle Units, Boats, Farm and Industrial Machinery, and Internal combustion engines except as an Accessory Use to a Department or Hardware Store
- (c) Unenclosed Storage
- (d) Beverage Container Depot except as an Accessory Use with collection activities and storage to be conducted entirely within a building or fully enclosed structure

1700.3 Density

Density:

Buildings and structures shall not exceed a Floor Space Ratio of 1.41.

1700.4 Buildings and Structures

Buildings and Structures:

- (a) Shall be sited not less than:
 - (i) 5.3 m from any lot line abutting a street for portions of a building used for residential use and 2.5 m from any lot line abutting a street for portions of a building used for commercial use.
 - (ii) 6.9 m from a rear lot line which does not abut a street.
 - (iii) 1.5 m from an interior side lot line.
 - (iv) Notwithstanding Section 1700.4 (a) (i), any portion of a building above natural grade and used for enclosed parking shall not be sited less than 1.5 m from any lot line abutting a street.
 - (v) Notwithstanding Section 1700.4 (a) (i), any portion of a building used for balcony supports shall not be sited less than 2.3 m from any lot line abutting a street.
- (b) Shall not exceed a height of 15.0 m.

1700.5 General

General:

The relevant provisions of Sections 5, 6, 7 and Schedules B and F of this bylaw shall apply.

1702.1 Uses Permitted

Uses Permitted:

- (a) Retail Sales of Goods and Services
- (b) Wholesaling Accessory to Retail Sales
- (c) Medical Services
- (d) Rental and Repair of Household Items, Tools, and Appliances
- (e) Personal Service
- (f) Office
- (g) Restaurant
- (h) Apartment
- (i) Cable Hub Site
- (j) Home Occupation Office and Daycare for preschool children
- (k) Daycare, Adult
- (l) Daycare, Child

1702.2 Prohibited Uses

Prohibited Uses:

All uses not permitted by 1702.1 and without limiting the generality of the foregoing:

- (a) Lumber and Building Supply Yard
- (b) The Sale, Servicing, or Repair of New or Used Vehicles, Trailers, Mobile homes, Recreational Vehicle Units, Boats, Farm and Industrial Machinery, and Internal combustion engines except as an Accessory Use to a Department or Hardware Store
- (c) Unenclosed Storage
- (d) Beverage Container Depot except as an Accessory Use with collection activities and storage to be conducted entirely within a building or fully enclosed structure

1702.3 Density

Density:

Buildings and structures shall not exceed a Floor Space Ratio of 4.30.

1702.4 Buildings and Structures

Buildings and Structures:

- (a) Shall be sited not less than:
 - (i) 7.5 m from a front lot line.
 - (ii) 0 m from a rear, interior side, or exterior side lot line.
- (b) Shall not exceed a height of 23.0 m.

1702.5 General

General:

The relevant provisions of Sections 5, 6, 7 and Schedules B and F of this bylaw shall apply.

SCHEDULE 1703 INDUSTRIAL PARK BREWERY/DISTILLERY RETAIL SALES ZONE**1703.1 Uses Permitted**

Uses Permitted:

- (a) Warehousing
- (b) Wholesaling and Wholesale Distribution
- (c) Retail Sales Incidental to a Warehousing or Wholesale Function
- (d) Office
- (e) Industry
- (f) Commercial Instruction and Education
- (g) Research
- (h) Food Processing
- (i) Accessory Residential
- (j) Veterinary Clinic and Veterinary Hospital
- (k) Cable Hub Site
- (l) Rental and Repair of Household Items, Tools, Appliances and Small Equipment
- (m) Beverage Container Depot

1703.2 Prohibited Uses

Prohibited Uses:

All uses not permitted by Section 1703.1 and, without limiting the generality of the foregoing:

- (a) The operation of sawmills, blast furnaces, foundries, and drop forges.
- (b) The incinerating, processing, rendering, or canning of fish, animal or vegetable products which will result in any vibration, noise, heat, glare, odours, smoke, or fumes detectable from outside any building or structure on the lot, and the manufacture of matches, paper, or rubber.
- (c) The manufacturing, processing, refining, mixing or bulk storing of petroleum, bitumen, coal, or tar products or derivatives and corrosive, noxious, highly flammable or explosive minerals, chemicals, gases and fission or fusion products.
- (d) The smelting, refining and reducing of minerals or metallic ores.
- (e) The operation of stock yards, the slaughtering of animals, or poultry, the manufacturing of fertilizer.

(f) The wrecking, salvaging or storing of salvage, scrap or junk except as an accessory use.

(g) Unenclosed storage.

(h) The direct sale of motor fuels to customers on site.

1703.3 Buildings and Structures

Buildings and Structures:

- (a) Shall be sited not less than:
 - (i) 15.0 m (49.2 ft) from a front lot line.
 - (ii) 7.5 m (24.6 ft) from a rear lot line and 0 m from a landscape area as required by subsection 6.6 of this bylaw.
 - (iii) 15.0 m (49.2 ft) from an exterior side lot line.
 - (iv) 6.0 m (19.7 ft) from an interior side lot line or 0 m from a landscape area as required by subsection 6.6 of this bylaw; provided that the minimum setback may be reduced to 0 m on one side only in the case of lots of less than 4000 m² (43057 ft²) in size.
- (b) Shall not exceed a height of 10.0 m (32.8 ft).

1703.4 Retail Sales Incidental to Warehouse, Wholesaling, or Brewery/Distillery

Retail Sales Incidental to Warehouse, Wholesaling, or Brewery/Distillery:

- (a) No area outside a building shall be used for the display or storage of goods or products available for retail sale.
- (b) A retail sales area for any business shall not exceed 25% of the Gross Floor Area of any buildings or parts of buildings which are on the parcel and used by the business.

1703.5 Minimum Lot Size

Minimum Lot Size:

No land shall be subdivided into lots having a width or an area less than:

(a) Standard Lot

- width 30 m (98.4 ft)
- area 2000 m² (21529 ft²)

(b) Panhandle Lot

- not permitted

1703.6 Beverage Container Depots

Beverage Container Depots:

Collection activities and storage to be conducted entirely within a building or fully enclosed structure.

1703.7 General

General:

- (a) The relevant provisions of Sections 5,6,7,8, and Schedule B of this bylaw shall apply.

1704.1 Uses Permitted

Uses Permitted:

- (a) Hospital
- (b) Nursing Home
- (c) Accessory Buildings and Structures
- (d) Community Residential Facility
- (e) Congregate Housing
- (f) Office
- (g) Research
- (h) Daycare, Adult
- (i) Daycare, Child

1704.2 Prohibited Uses

Prohibited Uses:

All uses not permitted by Section 1025.1 and without limiting the generality of the foregoing:

- (a) A Community Residential Facility for more than 10 persons excluding staff.

1704.3 Density

Density:

- (a) The maximum density for all uses shall not exceed a Floor Space Ratio of .60.

1704.4 Buildings and Structures

Buildings and Structures:

- (a) Shall be sited not less than:
 - (i) 10.0 m (32.8 ft) from a front, a rear and an exterior side lot line.
 - (ii) 6.0 m (19.7 ft) from an interior side lot line.
- (b) Shall not exceed a height of 9.0 m (29.5 ft).

1704.5 General

General:

The relevant provisions of Sections 5, 6, and 7 and Schedule B and F of this bylaw shall apply.

1705.1 Development Areas

Development Areas:

This zone contains regulations that apply to all areas within the zone and in addition the zone is divided into Development Areas A to G as shown on the attached plan forming part of this zone schedule.

1705.2 Definitions

Definitions:

In this zone:

“Accessory Dwelling Unit” means a dwelling unit that is accessory to and contained within the principal dwelling unit and may have a separate private access and is not a separate strata lot.

“Amenity Area” means land or gross floor area within an apartment development that is set aside for the common pleasure and recreation of persons living within the development and may include outdoor seating areas, landscaped areas, garden plots, pathways, racquet courts, fitness and meeting rooms.

“Conservation Area” means land within an apartment development that has environmental attributes worthy of retention or special care that are protected by a Natural State Covenant.

“Storey” means the portion of a building which lies between the surface of any floor and the surface of the next floor above it, or if there is no floor above it, then the space between the floor and the ceiling or roof next above it.

“Underground Parking” means off street parking which is located within a structure located below grade.

1705.3 Lot Coverage

Lot Coverage:

The maximum coverage of all buildings and structures within this zone shall be 25% of the lot area.

1705.4 Density

Density:

Density for all buildings and structures shall not exceed a Floor Space Ratio of 1.2.

1705.5 Number of Units

Number of Units:

The maximum number of dwelling units within this zone shall be:

- 245 apartment units
- 10 accessory dwelling units

1705.6 Setbacks

Setbacks:

Buildings and Structures for an apartment use shall be sited not less than:

- (a) 6.0 m from any lot line abutting a P zone.
- (b) 14.0 m from any lot line abutting an RS zone.
- (c) 7.5 m from any lot line abutting a street or an RT zone.

1705.7 Accessory Buildings and Structures

Accessory Buildings and Structures:

- (a) Shall be sited not less than 7.5 m from any lot line.
- (b) Shall not exceed a height of 3.75 m.
- (c) Together shall not exceed a lot coverage of 0.5 %.

1705.8 Accessory Dwelling Units


Accessory Dwelling Units:

An Accessory Dwelling Unit shall not occupy more than 40 % of the Gross Floor Area for the principle dwelling unit within which it is located.

1705.9 Accessory Off-Street Parking

Accessory Off-Street Parking:

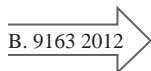
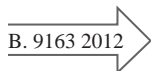
- (a) Accessory Off-Street Parking for an apartment shall be provided in accordance with Section 7 of this bylaw except that:
 - (i) Where an apartment unit is designed to contain an Accessory Dwelling Unit 0.5 additional space per accessory dwelling unit shall be provided;
 - (ii) Parking for an apartment may include a tandem parking arrangement to a maximum of 25% of the total spaces required and need not conform to the regulations of Section 7.6(b).
 - (iii) A minimum 95% of the required parking spaces shall be underground parking.
- (b) Any lighting used to illuminate a parking area or parking garage shall be so arranged that all direct rays of light are reflected upon the parking area or parking garage and not on any adjoining premises.
- (c) Underground parking shall not be permitted within 3.0 m of any lot line.



1705.10 General

General:

- (a) Where steps, eaves, sunlight control projections, canopies, cantilevered balconies, or cantilevered porches project beyond the face of a building, the minimum distance to an abutting lot line as permitted elsewhere in this bylaw may be reduced by not more than 1.2 m (3.9 ft).
- (b) Post construction enclosure of balconies, sundecks and patios is not permitted.
- (c) The relevant provisions of Sections 5, 6, and Schedule B and F of this bylaw shall apply.



1705.11 Development Area A

Development Area A:

- (a) The following uses are permitted:
 - (i) Apartment
 - (ii) Accessory Dwelling Unit
 - (iii) Home Occupation Office and Daycare for preschool children
 - (iv) Amenity Area
- (b) Buildings and structures:
 - (i) Shall not have more than five storeys
 - (ii) Shall not exceed a height of 17.30 m.
- (c) An Amenity Area must be located within an apartment building and shall not exceed a Gross Floor Area of 660 m².

1705.12 Development Area B

Development Area B:

- (a) The following uses are permitted:
 - (i) Apartment
 - (ii) Accessory Dwelling Unit
 - (iii) Home Occupation Office and Daycare for preschool children
- (b) Buildings and structures:
 - (i) Shall not have more than six storeys.
 - (ii) Shall not exceed a height of 25.60 m.

1705.13 Development Area C

Development Area C:

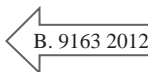
- (a) The following uses are permitted:
 - (i) Apartment
 - (ii) Accessory Dwelling Unit
 - (iii) Home Occupation Office and Daycare for preschool children
- (b) Buildings and structures:
 - (i) Shall not have more than six storeys.
 - (ii) Shall not exceed a height of 22.55 m.

1705.14 Development Area D

Development Area D:

(a) The following uses are permitted:

- (i) Apartment
- (ii) Accessory Dwelling Unit
- (iii) Home Occupation Office and Daycare for preschool children



(b) Buildings and structures:


- (i) Shall not have more than four storeys.
- (iii) Shall not exceed a height of 13.40 m.

1705.15 Development Area E

Development Area E:

(a) The following uses are permitted:

- (i) Apartment
- (ii) Accessory Dwelling Unit
- (iii) Home Occupation Office and Daycare for preschool children



(b) Buildings and structures:

- (i) Shall not have more than four storeys.
- (ii) Shall not exceed a height of 15.55 m.

1705.16 Development Area F

Development Area F:

(a) The following uses are permitted:

- (i) Amenity Area
- (ii) Accessory Buildings and Structures

1705.17 Development Area G

Development Area G:

(a) The following uses are permitted:

- (i) Conservation Area

1710.1 Development Areas

Development Areas:

This zone contains regulations that apply to all areas within the zone and in addition the zone is divided into Development Areas A, B and C, as shown on the attached plan forming part of this zone schedule.

1710.2 Definitions

Definitions:

In this zone:

“Accessory Dwelling Unit” means a dwelling unit that is accessory to and contained within the principal dwelling unit and may have a separate private access at ground level and is not a separate strata lot.

“Floor Space Ratio” means the gross floor area, excluding those portions located more than 1.5 m (4.9 ft) below finished grade divided by the area of the Development Area.

“Gross Floor Area” means the sum of the total floor area on a Development Area of each storey in each building measured to the outside face of the exterior walls; excludes the areas of canopies, sundecks, outside stairs, concealed parking, separate and attached carports and garages.

“Residential Care” means use of a building to provide long term physical, emotional and social care for persons with chronic or progressive conditions, primarily due to the aging process.

“Storey” means the portion of a building which lies between the surface of any floor and the surface of the next floor above it, or if there is no floor above it, then the space between the floor and the ceiling or roof next above it.

“Underground parking” means off street parking which is located within a structure located below grade.

1710.3 Lot Coverage

Lot Coverage:

The maximum coverage of all buildings and structures on the lot shall be 35% of the lot area.

1710.4 Setbacks

Setbacks:

Buildings and structures shall be sited not less than:

- (a) 7.5 m (24.6 ft) from Carey Road
- (b) 10.0 m (32.8 ft) from Homer Road and Kamloops Ave and Lot A, Plan 8305 Section 24, Victoria District and Lot 12, Plan 8700, Section 24, Victoria District
- (c) 10.0 m (32.8 ft) from any lot line abutting a P-4 Zone where the use is congregate care
- (d) 7.5 m (24.6 ft) from any lot line abutting a P-4 Zone where the use is apartment
- (e) 22 m (72.2 ft) from any lot line abutting Lot B and C, Plan 76341, Section 24, Victoria District
- (f) 7.5 m (24.6 ft) from any lot line that is not specifically provided for under ss (a) to (e) of this section

1710.5 Accessory Buildings and Structure

Accessory Buildings and Structure:

- (a) Accessory Buildings and Structures shall be sited not less than:
 - (i) 7.5 m (24.6 ft) from any lot line which abuts a street
 - (ii) 3 m (9.8 ft) from any lot line that abuts a park
 - (iii) 1.5 m (4.9 ft) from any lot line that does not abut a street or a park
- (b) Shall not exceed a height of 3.75 m (12.3 ft)
- (c) Together shall not exceed a lot coverage of 5%

1710.6 Accessory Off-street Parking

Accessory Off-street Parking:

Accessory Off-street parking use shall be in accordance with Section 7 of this bylaw except as specified within Development Area A, Development Area B, and Development Area C.

1710.7 Minimum Lot Size

Minimum Lot Size:

- (a) No land shall be subdivided into lots having an area less than 2500 m² (26,909 ft²)

- (b) Panhandle lots are permitted
- (c) A parcel within the area identified as Development Area C as shown on the attached plan forming part of this zone schedule is permitted to be created with a road frontage of less than 10% of the perimeter.

1710.8 General

General:

The relevant provisions of Section 5, 6, and Schedule B and F of this bylaw shall apply.

1710.9 Development Area A

Development Area A:

- (a) The following uses are permitted:
 - (i) Apartment
 - (ii) Congregate Housing
 - (iii) Residential Care
 - (iv) Retail Sales, Office and Personal Service incidental to a permitted use
 - (v) Accessory Buildings and Structures
- b) Density for all buildings and structures shall not exceed a Floor Space Ratio of 1.59.
- (c) Buildings and structures for a Residential Care building:
 - (i) Shall be limited to not more than one
 - (ii) Shall not exceed a maximum gross floor area of 16,100 m² (173,299 ft²)
 - (iv) Shall not exceed seven storeys
 - (v) Shall not exceed a height of 31 m (101.7 ft)
- (d) Buildings and structures for a Congregate Care and or Apartment building:
 - (i) Shall be limited to not more than two
 - (ii) Shall not exceed a total maximum gross floor area of 11,705 m²
 - (iii) Shall not exceed six storeys and a height of 24 m (78.7 ft) for Congregate Care use
 - (iv) Shall not exceed four storeys and a height of 12 m (39.3 ft) for Apartment use
- e) Accessory Off-Street Parking

B. 9163 2012

- (i) Not less than 15% of the required parking must be provided at grade
- (ii) Not more than 85% of the required parking must be provided underground
- (iii) A covered loading area for handi-dart vehicles must be provided near the front entrance of each building
- (iv) One disabled persons parking space shall be provided at grade for every 25 spaces required
- (v) One loading bay shall be provided at grade
- (vi) Underground parking and or structures shall not be permitted within 3 m (9.8 ft) of Carey Road, a park parcel, or a right-of-way for public pedestrian access

1710.10 Development Area B

Development Area B:

- (a) The following uses are permitted:
 - (i) Office
 - (ii) Apartment
 - (iii) Restaurant
 - (iv) Retail Sales of Goods and Services
 - (v) Accessory Buildings and Structures
 - (vi) Daycare, Adult
 - (vii) Daycare, Child
- (b) Density for all buildings and structures shall not exceed a Floor Space Ratio of 1.80
- (c) Buildings and structures:
 - (i) Shall be limited to not more than one building
 - (ii) Shall not exceed a maximum gross floor area of 6,805 m² (22,326 ft²)
 - (iii) Shall not exceed seven storeys
 - (iv) Shall not exceed a height of 31 m (101.7 ft)
 - (v) The combined gross floor area for restaurant and or retail sales of goods and services shall not exceed 420 m² (4520 ft²)
 - (vi) Where a building exceed two storeys in height, the setback from Carey Road for storeys three through six inclusive shall be 9.5 m (31.2 ft), and set back from Carey Road the seventh storey shall be 12.5 m (41 ft)

- (d) Off Street Parking
 - (i) Parking will be provided underground
 - (ii) Not more than 12 parking spaces shall be provided at grade
 - (iii) One Disabled persons parking space shall be provided at grade of the required disabled persons parking space
 - (iv) One loading bay shall be provided at grade
 - (v) Underground parking and or structures shall not be permitted within 3 m (9.8 ft) of Carey Road or a right-of-way for public pedestrian access

- (b) Density for all Buildings and Structures shall:
 - (i) Not exceed a Floor Space Ratio of 0.6
 - (ii) Not exceed 14 Attached housing units
 - (iii) Not exceed four Accessory Dwelling units
- (c) An Accessory Dwelling Unit shall:
 - (i) Not occupy more than 40% of the gross floor area for the principle dwelling unit within which it is located
 - (ii) Not be a separate strata lot
- (d) Buildings and Structures for an Attached Housing use shall:
 - (i) Not exceed three storeys
 - (ii) Not exceed a height of 12 m (39.3 ft)

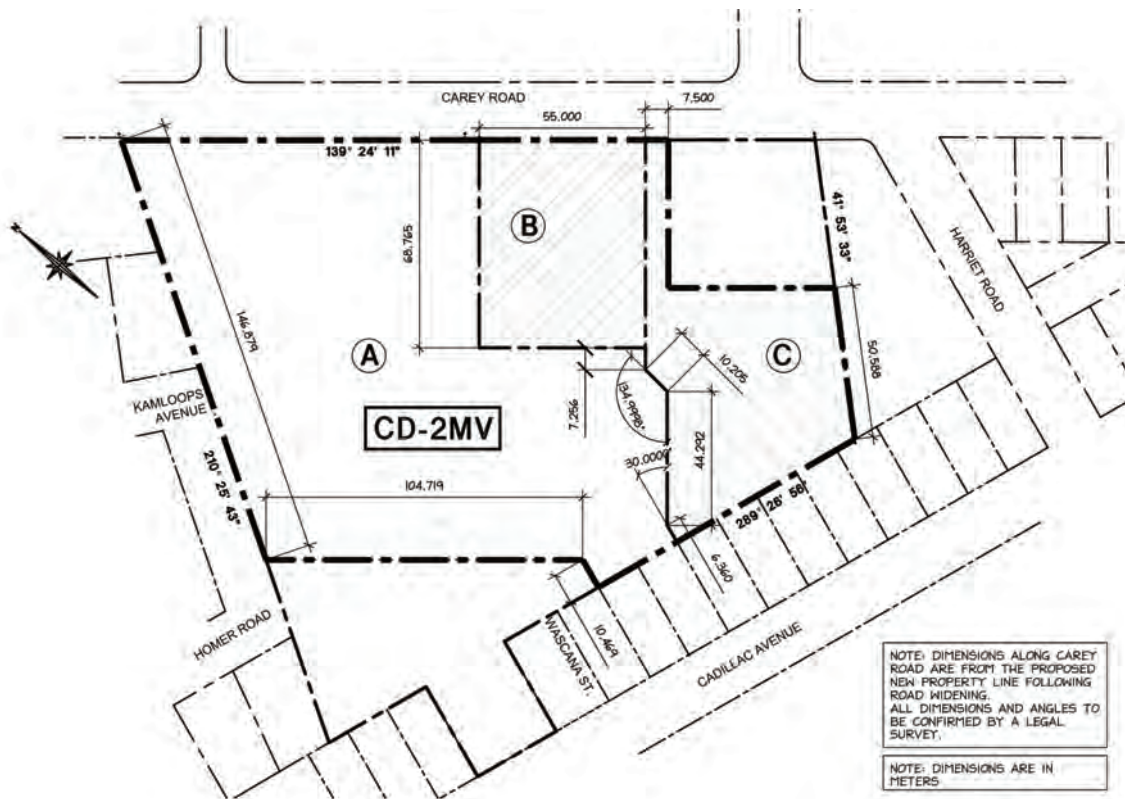
1710.11 Development Area C

Development Area C:

- (a) The following uses are permitted:
 - (i) Attached Housing
 - (ii) Accessory Dwelling
 - (iii) Accessory Buildings and Structures
 - (iv) Home Occupation Office and Daycare for preschool children

← B. 9163 2012

- (e) Off Street Parking
 - (i) No parking spaces are required for an accessory dwelling unit.
 - (ii) An underground parking for an Attached Housing or Accessory Dwelling Units shall not be permitted within 3 m of a lot line



1720.1 Uses Permitted

Uses Permitted

Development Area A:

- (a) The following uses are permitted:
- (i) Congregate Housing
 - (ii) Community Care Facility
 - (iii) Retail Sales, Office and Personal Service Incidental to a Permitted Use
 - (iv) Accessory Buildings and Structures

Development Area B:

- (b) The following uses are permitted:
- (i) Restaurant
 - (ii) Retail Sales of Goods and Services
 - (iii) Accessory Buildings and Structures

1720.2 Lot Coverage

Lot Coverage:

The maximum coverage of all buildings and structures shall be 60% of the lot area.

1720.3 Density

Density:

Density for all buildings and structures shall not exceed a Floor Space Ratio of 1.80.

1720.4 Buildings and Structures

Buildings and Structures:

- (a) Shall be sited not less than:
- (i) 0.5 m (1.6 ft) from a lot line abutting a street
 - (ii) 4.25 m (13.9 ft) from a rear lot line
 - (iii) 2.5 m (8.2 ft) from an interior side lot line
- (b) Shall not exceed a height of 15.0 m (49.2 ft).

1720.5 Projection into Required Yards

Projection into Required Yards:

Where steps, eaves, sunlight control projections, canopies, cantilevered balconies or cantilevered porches project beyond the face of a building, the minimum distance to an abutting lot line may be reduced by not more than 1.0 m.

1720.6 Accessory Buildings and Structures

Accessory Buildings and Structures:

Accessory Buildings and Structures shall be sited not less than:

- (i) 7.5 m (24.6 ft) from any lot line abutting a street
- (ii) 1.5 m (4.9 ft) from any lot line that does not abut a street

1720.7 Accessory Off-Street Parking

Accessory Off-Street Parking:

- (a) The minimum number of off-street parking spaces required for a congregate housing/ community care facility use shall be 0.34 spaces per bed.
- (b) No off-street parking is required for office, restaurant or retail sales of goods and services.
- (c) A minimum of 3 of the required parking spaces must be provided at grade and designated for short-term parking.
- (d) Not less than 0.09 spaces per bed of the required parking shall be designated for visitor parking and shall be accessible at all times.
- (e) One disabled parking space shall be provided for every 7 spaces required.
- (f) A covered loading area for handi-dart vehicles must be provided near the front entrance of each building used for congregate housing/ community care facility.

1720.8 General

General:

Unless otherwise specified in this zone schedule, the relevant provisions of Sections 5, 6, 7 and Schedule B and F of this Bylaw shall apply.

1720.9 Plan of Development Areas

Plan of Development Areas:



1730.1 Development Areas

Development Areas:

This zone contains regulations that apply to all areas within the zone and in addition the zone is divided into Development Areas A and B as shown on the attached plan forming part of this zone schedule.

1730.2 Definitions

Definitions:

In this zone:

“**Floor Space Ratio**” means the gross floor area of all buildings on a Development Area excluding those portions located more than 1.5 m below finished grade, divided by the lot area.

1730.3 Accessory Off-Street Parking

Accessory off-Street parking:

- (a) The parking area shall occupy not more than 30% of the surface of the lot area.
- (b) No portion of a parking area or driveway surface for an attached housing use shall be located within 3.0 m of any window provided in a habitable room.
- (c) Any lighting used to illuminate a parking area or parking garage shall be so arranged that all direct rays of light are reflected upon the parking area or parking garage and not on any adjoining premises.

1730.4 General

General:

The relevant provisions of Sections 5, 6, 7 and Schedule B and F of this bylaw shall apply.

1730.5 Development Area A

Development Area A:

- (a) The following uses are permitted:
 - (i) Food Processing
 - (ii) Office
 - (iii) Wholesale and Warehouse Distribution
 - (iv) Accessory Buildings and Structures

- (b) The following uses are prohibited:
All uses not permitted by Section 1730.5(a) and without limiting the generality of the foregoing:
 - (i) Slaughter Houses
 - (ii) Accessory Unenclosed Storage

- (c) Lot Coverage:
The maximum coverage of all buildings and structures shall be 30% of the lot area.

- (d) Density:
Buildings and structures shall not exceed a Floor Space Ratio of 0.70.

- (e) Buildings and Structures:
 - (i) Shall be sited not less than 15.0 m from a front lot line
 - (ii) Shall be sited not less than 3.0 m from a rear lot line
 - (iii) Shall be sited not less than 6.0 m from an interior side lot line or an exterior side lot line
 - (iv) Shall not exceed a height of 12.0 m
- (f) Fences, Retaining Walls:
Notwithstanding Section 6.2(f)(ii) a fence in any yard not abutting a street shall not exceed a height of 2.4 m.

1730.6 Development Area B

Development Area B:

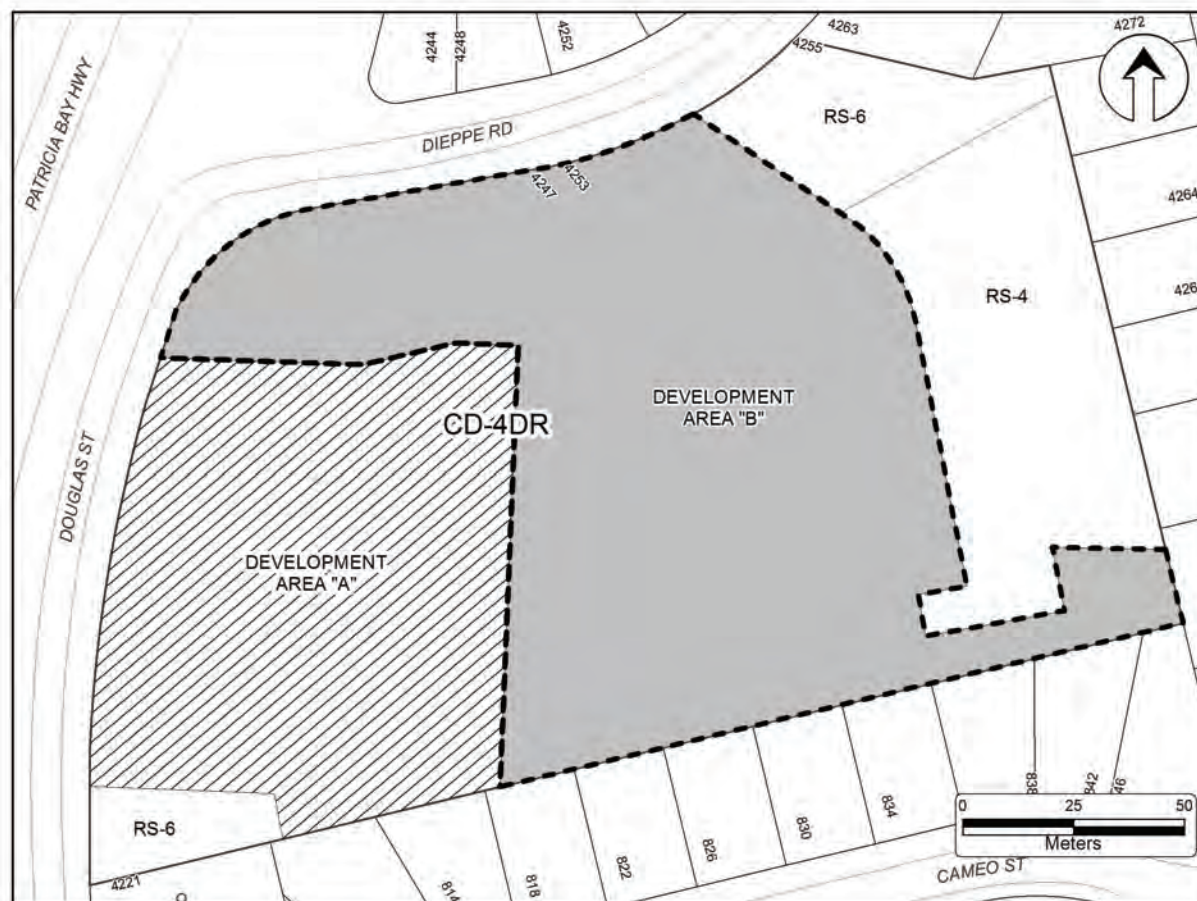
- (a) The following uses are permitted:
 - (i) Attached Housing
 - (ii) Home Occupation Office and Daycare for Preschool Children
 - (iii) Accessory Buildings and Structures
- (b) Lot Coverage:
The maximum coverage of all buildings and structures shall be 20% of the lot area.
- (c) Density:
 - (i) The maximum density shall be one dwelling unit per 460 m² of lot area.
 - (ii) Buildings and structures shall not exceed a Floor Space Ratio of 0.45.

(d) Buildings and Structures for Attached Housing:

- (i) Shall be sited not less than 2.8 m from any lot line abutting a street
- (ii) Shall be sited not less than 7.5 m from an interior side lot line or a rear lot line which does not abut a street
- (iii) Shall not exceed a height of 11.5 m
- (iv) Shall not exceed 3 storeys

(e) Accessory Buildings and Structures:

- (i) Shall be sited not less than 4.0 m from any lot line abutting a street
- (ii) Shall be sited not less than 1.5 m from an interior side lot line or a rear lot line which does not abut a street
- (iii) Shall not exceed a height of 3.75 m
- (iv) Together shall not exceed a lot coverage of 10%



SCHEDULE 1740

1740.1 Development Areas

Development Areas:

This zone contains regulations that apply to all areas within the zone and in addition the zone is divided into Development Areas A and B as shown on the attached plan forming part of this zone schedule.

1740.2 Definitions

Definitions:

In this zone:

“Affordable Housing” means a dwelling unit operated by a non-profit organization or government agency providing rental accommodation for seniors, persons with disabilities, or low income households, and where all rental rates are at the 80th percentile or lower of market rents as published by Canada Mortgage and Housing Corporation (Level 1 Affordability).

“Accessory Dwelling Unit” means a dwelling unit of 93 m² in floor area or less which is used for the accommodation of the owner, operator, manager, or caretaker providing on-site services

“Floor Space Ratio” means the gross floor area of all buildings on a Development Area excluding those portions located more than 1.5 m below finished grade, divided by the area of the relevant Development Area.

“Motor Scooters” means a power operated mobility aid similar to a wheelchair but configured with a flat area for the feet and handlebars for steering.

“Seniors” means any person aged 55 years of age or older.

1740.3 Uses Permitted

Uses Permitted:

- (a) Apartment for the provision of Affordable Seniors Independent Rental housing
- (b) Accessory Dwelling Unit
- (c) Accessory Buildings and Structures

1704.4 Development Area A

Lot Coverage:

- (a) The maximum coverage of all buildings and structures shall not exceed 25% of the area of Development Area A

Density:

- (a) Buildings and structures shall not exceed a Floor Space Ratio of 0.7
- (b) The maximum density shall be one dwelling unit per 85 m² of the area of Development Area A
- (c) Only one accessory dwelling unit is permitted

Buildings and Structures:

- (a) Shall be sited not less than 100.0 m from a front lot line
- (b) Shall be sited not less than 17.75 m from a rear lot line
- (c) Shall be sited not less than 13.0 m from an interior side lot line
- (d) Shall not exceed a height of 9.0 m.

1740.5 Development Area B

Lot Coverage:

- (a) The maximum coverage of all buildings and structures shall not exceed 25% of the area of Development Area B

Density:

- (a) Buildings and structures shall not exceed a Floor Space Ratio of 0.5
- (b) The maximum density shall be one dwelling unit per 110 m² of the area of Development Area B

Buildings and Structures:

- (a) Shall be sited not less than 10.0 m from a front lot line
- (b) Shall be sited not less than 50.0 m from a rear lot line
- (c) Shall be sited not less than 7.0 m from an interior side lot line
- (d) Shall not exceed a height of 7.5 m.

SCHEDULE 1740

1740.6 Accessory Off-Street Parking

Accessory Off-Street Parking:
Despite Section 7.4 of this Bylaw, 0.1 spaces per dwelling unit of the required parking spaces shall be designated and clearly marked as “Visitor Parking” and shall be freely accessible at all times.

1740.7 Bicycle Parking

Bicycle Parking:
Bicycle parking shall be provided in accordance with Table 7.4, except that where parking is provided for motor scooters the number of scooter parking spaces may be counted toward the bicycle parking requirement.

For the purpose of this section, motor scooter parking spaces must be secured, have electrical services for recharging, and have a minimum width of 1 m and length of 1.5 m.

1740.8 Accessory Buildings and Structures

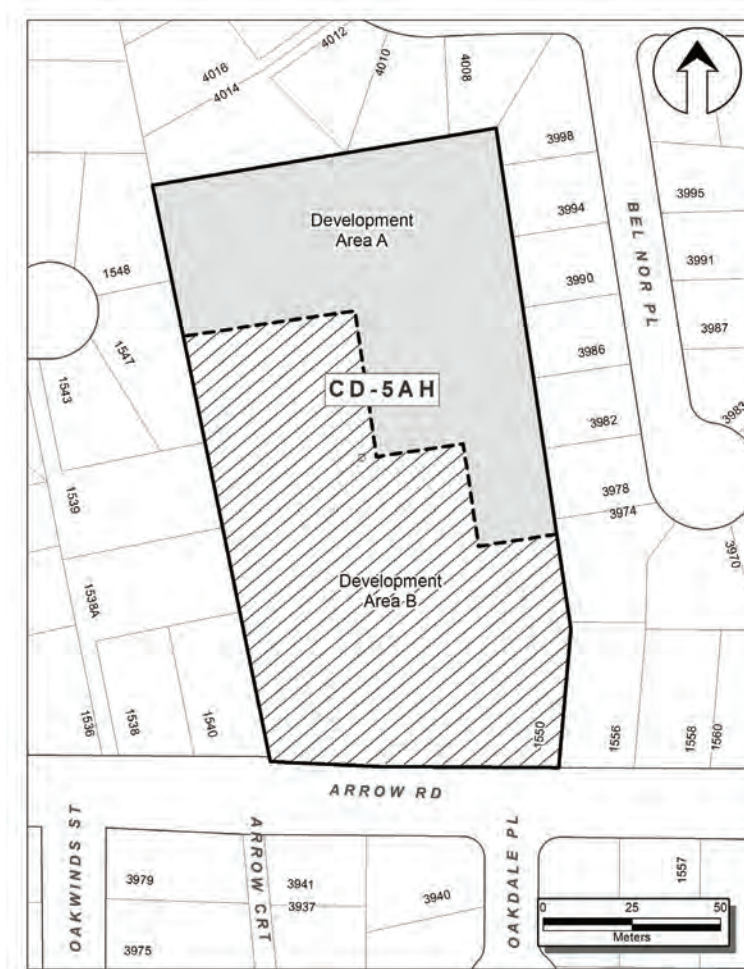
- Accessory Buildings and Structures
- (a) Shall be sited not less than 10.0 m from any lot line which abuts a street
 - (b) Shall be sited not less than 1.5 m from an interior side lot line and rear
 - (c) Shall not exceed a height of 3.75 m.
 - (d) Together shall not exceed a lot coverage of 10%

1740.9 General

General:
The relevant provisions of Sections 5, 6, 7 and Schedule B and F of this Bylaw shall apply.

1740.10 Plan of Development Areas

Plan of Development Areas:



1750.1 Development Areas

Development Areas:

This zone contains regulations that apply to all areas within the zone and in addition, the zone is divided into Development Areas A to I as shown on the attached plan forming part of this zone schedule.

1750.2 Definitions

Definitions:

In this zone:

“Accessory” when used to describe a permitted use, means that the use is accessory to the principal use of the land, buildings, or structures.

“Accessory Residential” means a dwelling unit of 93 m² in floor area or less which is used for the accommodation of the owner, operator, manager, or caretaker providing on-site services.

“Apartment” means the residential use of a building which contains three or more dwelling units with each dwelling having its principal access from an entrance or hallway common to other dwellings. For this zone an apartment use may include ground oriented units with the principal access directly to the exterior of the building, without access to the interior of the building.

“Floor Space Ratio” means the gross floor area of all buildings within a Development Area, excluding those portions located more than 1.5 m below finished grade, divided by the total area of that Development Area.

“Height” means the vertical distance of a building measured from sea level to the highest point of a building or structure having a flat roof or a roof with a pitch less than 3:12, including a mansard roof, and to the highest midpoint between the eaves and ridge of any gable, hip, gambrel or other sloping roof on the building. In the case of a structure without a roof, height will be measured from sea level to the highest point of the structure. Where a building or structure incorporates a roof exceeding a pitch of 12:12, height shall be measured to the highest point of the structure. Where buildings incorporate barrel vaulted roof structures, height shall also be measured to the highest point of the structure. The measurement

of height shall exclude the projection of chimneys, vents, stacks, heating, ventilation, air conditioning equipment, stairwells, and elevator lifting devices which protrude above the surrounding roof line.

“Motor Scooter” means a power operated mobility aid similar to a wheelchair but configured with a flat area for the feet and handlebars for steering.

“Shuttle Vehicle” means a passenger van designed to carry multiple passengers who may have disabilities and may include loading ramps or be lift-equipped.

1750.3 Accessory Off-Street Parking

Accessory Off-Street Parking

a) For purposes of Table 1750.1, the following definitions apply:

“Affordable Housing” means dwelling units operated by a non-profit organization or government agency to provide accommodation for seniors, persons with disabilities, or low income households for consideration less than market value.

“Market Housing” means dwelling units available to be occupied by independent households at market value.

“Supportive Housing” means Affordable Housing dwelling units where occupants also receive support services from a non-profit organization or government agency.

- b) Notwithstanding Section 7 (Off-Street Parking) of this bylaw, the minimum number of off-street parking spaces required shall be calculated in accordance with Table 1750.1.
- c) If a use is not listed in Table 1750.1, the number of spaces required shall be calculated in accordance with Section 7 of this bylaw.
- d) Any use of land, buildings, or structures for Adult Daycare shall provide parking spaces to accommodate shuttle vehicles in accordance with Table 1750.1.

- e) All required shuttle vehicle parking spaces shall:
- i) have a minimum dimension of 6 m length, 3 m width, and
 - ii) be clearly designated for shuttle vehicle parking only

Table 1750.1		
Use Of Building		Required Parking Spaces
1.0	Residential	
1.1	Apartment, for Market Housing	0.75 space / dwelling unit Plus 0.1 visitor space / dwelling unit
1.2	Apartment, for Affordable Housing	0.5 space / dwelling unit Plus 0.1 visitor space / dwelling unit
1.3	Apartment, Supportive Housing	0.25 space / dwelling unit
2.0	Residential Care and Supportive Care	
2.1	Community Care Facility or Residential Care Facility	1 space / 3 beds
2.2	Congregate Housing (Assisted Living)	0.5 space / dwelling or sleeping unit
2.3	Daycare, Adult	1 space / 93 m ² GFA for daycare programs plus 1 shuttle vehicle space / 130 m ² of GFA for Adult Daycare or part thereof
2.4	Office, accessory to an affordable housing or supportive care	1 space / 25 m ² GFA for office use
2.5	Daycare, Child	1 space / 50m ² GFA for daycare use
3.0	Commercial / Cultural	
3.1	Restaurant	1 space / 35 m ² GFA
3.2	Personal Service	1 space / 35 m ² GFA
3.3	Medical Services	1 space / 35 m ² GFA
3.4	Retail Sales of Goods and Services	1 space / 35 m ² GFA
3.5	Art Gallery	1 space / 35 m ² GFA
3.6	Library	1 space / 35 m ² GFA
3.7	Museum	1 space / 35 m ² GFA
3.8	Theatre	1 space / 35 m ² GFA
3.9	Assembly	1 space / 35 m ² GFA of the area used for assembly purposes

1750.4 Bicycle Parking

Bicycle Parking:
Bicycle Parking shall be provided in accordance with Table 7.4, except that where parking is provided for motor scooters the number of scooter parking spaces may be counted toward the bicycle parking requirement.

For the purpose of this section, motor scooter spaces must be secure, have electrical services for recharging, and have a minimum width of 1 m and length of 1.5 m.

1750.5 Accessory Buildings and Structures

Accessory buildings and structures:
Accessory buildings and structures less than 3.75 m in height may be sited anywhere within a Development Area outside of any area bounded by the intersecting lot lines at a street corner and a line joining points along said lot lines 5.0 m from their point of origin.

1750.6 General

General:
The relevant provisions of Section 5, 6, 7, 8 and Schedules B and F of this bylaw shall apply.

1750.7 Projection into Required Yards

Projection into Required Yards:
Where steps, eaves, sunlight control projections, canopies, cantilevered balconies or cantilevered porches project beyond the face of a building, the minimum distance to an abutting lot line as prescribed in this bylaw may be reduced by not more than 1700 mm in respect of each such feature.

1750.8 Gross Floor Area Limits for Accessory Uses

Gross Floor Area Limits for Accessory Uses:
The combined Gross Floor Area of all Accessory uses within a building must not exceed 30% of the total Gross Floor Area of that building.

1750.9 Development Area A

Development Area A:

- a) The following uses are permitted:
- i) Apartment
 - ii) Accessory Residential
 - iii) Community Residential Facility
 - iv) Community Care Facility
 - v) Congregate Housing
 - vi) Accessory Daycare, Adult
 - vii) Accessory Daycare, Child
 - viii) Accessory Office
 - ix) Accessory Buildings and Structures
 - x) Accessory Commercial, limited to the following:
 - Restaurant
 - Personal Service
 - Retail Sales of Goods and Services
 - Art Gallery
 - Library
 - Museum
 - xi) Accessory Medical Services
 - xii) Attached Housing
 - xiii) Home Occupation Office & Daycare
 - xiv) Accessory Assembly
- b) Lot Coverage:
The maximum coverage of all buildings and structures shall be 75% of the Development Area
- c) Density:
- i) Buildings and structures shall not exceed a Floor Space Ratio of 2.7
 - ii) Any commercial use shall be limited to the first storey located at grade with the primary pedestrian access from Nigel Square
 - iii) Without limiting section 1750.8, the combined Gross Floor Area of all Commercial Uses within Development Area A is limited to 350 m² excluding areas used solely for storage of goods or materials that are not visible to, or accessible by, the public.

d) Buildings and Structures:

- i) Shall be sited not less than 3.5 m from a lot line abutting Darwin Avenue
 - ii) Shall be sited not less than 3.5 m from a lot line abutting Nigel Avenue
 - iii) Shall be sited not less than 6.0 m from a lot line abutting the Regional Lochside Trail
 - iv) Shall be sited not less than 3.5 m from an interior side lot line (Nigel Square) for residential uses
 - v) Shall be sited not less than 2.0 m from an interior side lot line (Nigel Square) for non-residential uses
- e) Height:
- i) No building or structure shall exceed a geodetic height of 45 m
 - ii) No building or structure shall have more than 6 storeys of usable space located above the grade of Nigel Avenue.
- f) Dwelling Unit:
- i) The number of dwelling units in Development Area A shall not exceed 110

1750.10 Development Area B

Development Area B:

- a) The following uses are permitted:
- i) Community Residential Facility
 - ii) Community Care Facility
 - iii) Congregate Housing
 - iv) Accessory Residential
 - v) Daycare, Adult
 - vi) Daycare, Child
 - vii) Accessory Office
 - viii) Accessory Retail Sales
 - ix) Accessory Personal Services
 - x) Assembly
 - xi) Accessory Buildings and Structures
 - xii) Accessory Medical Services
 - xiii) Home Occupation Office & Daycare
 - xiv) Apartment
 - xv) Attached Housing
 - xvi) Accessory Restaurant

- xvii) The following uses as permitted in P-1:
- Art Gallery
 - Church
 - Community Centre
 - Library
 - Museum
 - Education Support Services
- b) Lot Coverage:
The maximum coverage of all buildings and structures shall be 90% of the Development Area
- c) Density:
- i) Buildings and structures shall not exceed a Floor Space Ratio of 2.35
 - ii) The combined Gross Floor Area of all assembly uses in Development Area B is limited to 700 m²
- d) Buildings and Structures:
- i) Shall be sited not less than 3.5 m from a lot line abutting Darwin Avenue
 - ii) Shall be sited not less than 3.5 m from a lot line abutting Nigel Avenue (North and East/West) for residential uses
 - iii) Shall be sited not less than 3.0 m from a lot line abutting Nigel Avenue (North) for non-residential uses
 - iv) Shall be sited not less than 2.0 m from a lot line abutting Nigel Avenue (East/West) for non-residential uses
 - v) Shall be sited not less than 2.5 m from an interior side lot line or lot line abutting a park
- e) Height:
- i) No building or structure shall exceed a geodetic height of 45 m
 - ii) No building or structure shall have more than 6 storeys of usable space located above the grade of Nigel Avenue
- f) Dwelling Unit:
- i) The number of dwelling units in Development Area B shall not exceed 90

1750.11 Development Area C

Development Area C:

- a) The following uses are permitted:
- i) Apartment
 - ii) Accessory Residential
 - iii) Community Residential Facility
 - iv) Community Care Facility
 - v) Congregate Housing
 - vi) Accessory Daycare, Child
 - vii) Accessory Office
 - viii) Accessory Retail Sales
 - ix) Accessory Personal Services
 - x) Accessory Buildings and Structures
 - xi) Attached Housing
 - xii) Home Occupation Office & Daycare,
 - xiii) Accessory Assembly
- b) Lot Coverage:
The maximum coverage of all buildings and structures shall be 75% of the Development Area
- c) Density:
- i) Buildings and structures shall not exceed a Floor Space Ratio of 1.9
- d) Buildings and Structures:
- i) Shall be sited not less than 3.0 m from a lot line abutting Nigel Avenue
 - ii) Shall be sited not less than 5.0 m from a rear lot line
 - iii) Shall be sited not less than 2.5 m from an interior side lot line or lot line abutting a park
- e) Height:
- i) No building or structure shall exceed a geodetic height of 41 m
 - ii) No building or structure shall have more than 5 storeys of usable space located above the grade of Nigel Avenue
- f) Dwelling Units:
- i) The number of dwelling units in Development Area C shall not exceed 35

1750.12 Development Area D

Development Area D:

- a) The following uses are permitted:
- i) Apartment
 - ii) Accessory Residential
 - iii) Accessory Daycare, Child
 - iv) Accessory Office
 - v) Accessory Retail Sales
 - vi) Accessory Personal Services
 - vii) Accessory Buildings and Structures
 - viii) Attached Housing
 - ix) Accessory Assembly
 - x) Home Occupation Office & Daycare
- b) Lot Coverage:
The maximum coverage of all buildings and structures shall be 75% of the Development Area
- c) Density:
- i) Buildings and structures shall not exceed a Floor Space Ratio of 2.2
- d) Buildings and Structures:
- i) Shall be sited not less than 3.0 m from a lot line abutting Nigel Avenue
 - ii) Shall be sited not less than 5.0 m from a rear lot line
 - iii) Shall be sited not less than 2.5 m from an interior side lot line
- e) Height:
- i) No building or structure shall exceed a geodetic height of 41.5 m
 - ii) No building or structure shall have more than 5 storeys of usable space located above the grade of Nigel Avenue
- f) Dwelling Units:
- i) The number of dwelling units in Development Area D shall not exceed 70

1750.13 Development Area E

Development Area E:

- a) The following uses are permitted:
- i) Apartment
 - ii) Accessory Residential
 - iii) Community Residential Facility
 - iv) Community Care Facility
 - v) Congregate Housing
 - vi) Daycare, Adult
 - vii) Accessory Daycare, Child
 - viii) Accessory Office
 - ix) Accessory Retail Sales
 - x) Accessory Personal Services
 - xi) Accessory Buildings and Structures
 - xii) Attached Housing
 - xiii) Accessory Assembly
 - xiv) Home Occupation Office & Daycare
- b) Lot Coverage:
The maximum coverage of all buildings and structures shall be 75% of the Development Area
- c) Density:
- i) Buildings and structures shall not exceed a Floor Space Ratio of 2.1
- d) Buildings and Structures:
- i) Shall be sited not less than 3.0 m from a lot line abutting Nigel Avenue
 - ii) Shall be sited not less than 4.5 m from a lot line abutting Vernon Avenue
 - iii) Shall be sited not less than 5.0 m from an interior side or rear lot line abutting a parcel containing single family dwellings
 - iv) Shall be sited not less than 2.5 m from an interior side lot line (to the west)
 - v) Shall be sited not less than 5.0 m from an interior side lot line (to the east)
- e) Height:
- i) No building or structure shall exceed a geodetic height of 52 m
 - ii) No building or structure shall have more than 8 storeys of usable space located above the grade of Nigel Avenue

- f) Dwelling Units:
- i) The number of dwelling units in Development Area E shall not exceed 90

1750.14 Development Area F

Development Area F:

- a) The following uses are permitted:
- i) Apartment
 - ii) Accessory Residential
 - iii) Accessory Daycare, Child
 - iv) Accessory Office
 - v) Accessory Buildings and Structures
 - xii) Accessory Commercial, limited to the following:
 - Restaurant
 - Personal Service
 - Retail Sales of Goods and Services
 - Art Gallery
 - Library
 - Museum
 - vi) Attached Housing
 - vii) Home Occupation Office & Daycare
 - viii) Accessory Assembly
 - ix) Accessory Medical Services

- b) Lot Coverage:
The maximum coverage of all buildings and structures shall be 75% of the Development Area

- c) Density:
- i) Buildings and structures shall not exceed a Floor Space Ratio of 4.50

- d) Buildings and Structures:
- i) Shall be sited not less than 3.0 m from a lot line abutting Nigel Avenue
 - ii) Shall be sited not less than 4.5 m from a lot line abutting Vernon Avenue
 - iii) Shall be sited not less than 2.5 m from an interior side lot line
 - iv) Shall be sited not less than 6.0 m from a lot line abutting the Regional Lochside Trail
 - v) Shall be sited not less than 3.0 m from a lot line abutting Nigel Square

- e) Height:
- i) No building or structure shall exceed a geodetic height of 80 m
 - ii) No building or structure shall have more than 16 storeys of usable space located above the grade of Nigel Square

- f) Dwelling Units:
- i) The number of dwelling units in Development Area F shall not exceed 180

1750.15 Development Area G and H

Development Area G and H:

B. 9872 2023

- a) The following uses are permitted:
- i) Apartment
 - ii) Accessory Residential
 - iii) Community Residential Facility
 - iv) Community Care Facility
 - v) Congregate Housing
 - vi) Daycare, Adult
 - vii) Accessory Daycare, Child
 - viii) Accessory Office
 - ix) Accessory Buildings and Structures
 - x) Attached Housing
 - xi) Home Occupation Office & Daycare
 - xii) Accessory Assembly
 - xiii) Accessory Commercial, limited to the following:
 - Restaurant
 - Personal Service
 - Retail Sales of Goods and Services
 - Art Gallery
 - Library
 - Museum
 - xiv) Accessory Medical Services

- b) Lot Coverage:
The maximum coverage of all buildings and structures shall be 75% of the Development Area

- c) Density:
- i) Buildings and structures shall not exceed a Floor Space Ratio of 3.1

- d) Buildings and Structures:
- i) Shall be sited not less than 3.0 m from a lot line abutting Nigel Avenue
 - ii) Shall be sited not less than 3.5 m from a lot line abutting Nigel Gate
 - iii) Shall be sited not less than 4.5 m from a lot line abutting Vernon Avenue
 - iv) Shall be sited not less than 2.5 m from an interior side lot line
- e) Height:
- i) No building or structure shall exceed a geodetic height of 46 m
 - ii) No building or structure shall have more than 6 storeys of usable space located above the grade of Nigel Avenue
- f) Dwelling Units:
- i) The number of dwelling units in Development Area G shall not exceed 135

- d) Buildings and Structures:
- i) Shall be sited not less than 3.5 m from a lot line abutting Nigel Gate
 - ii) Shall be sited not less than 2.0 m from a lot line abutting Nigel Avenue (East/West)
 - iii) Shall be sited not less than 3.0 m from a lot line abutting Nigel Avenue (South)
 - iv) Shall be sited not less than 4.5 m from a lot line abutting Vernon Avenue
- e) Height:
- i) No building or structure shall exceed a geodetic height of 48 m
 - ii) No building or structure shall have more than 6 storeys of usable space located above the grade of Nigel Avenue
- f) Dwelling Units
- i) The number of dwelling units in Development Area I shall not exceed 101

1750.17 Development Area I

Development Area I:

- a) The following uses are permitted:
- i) Accessory Residential
 - ii) Community Residential Facility
 - iii) Community Care Facility
 - iv) Congregate Housing
 - v) Daycare, Adult
 - vi) Accessory Office
 - vii) Accessory Retail Sales
 - viii) Accessory Personal Services
 - ix) Accessory Buildings and Structures
 - x) Apartment
 - xi) Attached Housing
 - xii) Home Occupation Office & Daycare
 - xiii) Accessory Assembly
 - xiv) Accessory Medical Services
- b) Lot Coverage:
The maximum coverage of all buildings and structures shall be 80% of the Development Area
- c) Density
- i) Buildings and structures shall not exceed a Floor Space Ratio of 3.5

This page intentionally left blank.

SCHEDULE 1760

1760.1 Development Areas

Development Areas:

This zone contains regulations that apply to all areas within the zone and in addition the zone is divided into Development Areas A and B as shown on the attached plan forming part of this zone schedule.

1760.2 Definitions

Definitions:

In this zone:

“Live-Work” means a use of land or buildings for a dwelling unit, a Live-Work Commercial Use, or a combination thereof;

“Live-Work Commercial Use” means the use of land or buildings for the following:

- a) general office, barber shop or beauty salon, or artist studio; or
- b) testing, servicing, and repairing of small appliances, electronics, and household goods.

1760.3 General

General:

- a) Where steps, eaves, sunlight control projections, canopies, cantilevered balconies, or cantilevered porches project beyond the face of a building, the minimum distance to an abutting lot line as permitted elsewhere in this bylaw may be reduced by not more than 1.2 m (3.9 ft).
- b) Post construction enclosure of balconies, sundecks and patios is not permitted.
- c) The relevant provisions of Sections 5, 6, and Schedule B and F of this bylaw shall apply.

Building Separation:

- a) Buildings shall not be sited within 10.0 m of another building within Development Areas A and B.

Off-Street Parking Spaces:

- a) Notwithstanding section 7.3 of this Bylaw, the number of off-street parking spaces required for a Live-Work use shall be limited to the number required for a dwelling unit, whether or not such use includes a Live-Work Commercial Use.

1760.4 Development Area A

The following uses are permitted in Development Area A:

- (a) Apartment
- (b) Live-work
- (c) Home Occupation Office and Daycare for preschool children
- (d) Notwithstanding the provision 1760.4 (b) Live-work use is limited to ground floor units fronting Shelbourne Street.

Lot Coverage:

- (a) The maximum coverage of all buildings and above grade structures within this zone shall be 50% of the area of Development Permit Area A.

Density:

- (a) Density for all buildings and structures within this Development Area shall not exceed a Floor Space Ratio of 2.75.
- (b) The maximum density shall be one dwelling unit per 32 m² of the area of Development Area A.

Buildings and Structures:

- (a) Shall be sited not less than 1.45 m from the lot line abutting Shelbourne Street.
- (b) Shall, subject to subsection (c) below, be sited not less than 8.0 m from any lot line abutting Stockton Crescent.
- (c) Notwithstanding subsection (b) above, a portion of a building, not exceeding 30% of its width along the Stockton Crescent frontage, may be sited less than 8.0 m from a lot line abutting Stockton Crescent, provided that such portion:
 - (i) must only be located such that it includes the southeasterly corner of the building; and
 - (ii) shall not, in any event, be sited less than 2.2 m from any lot line abutting Stockton Crescent.

SCHEDULE 1760

- (a) Shall be sited not less than 2.1 m from the northern lot line which does not abut a street.
- (b) Shall not have more than six storeys
- (c) Shall not exceed a height of 22 m.

this Development Area shall not exceed a Floor Space Ratio of 1.80.

- (b) The maximum density shall be one dwelling unit per 52 m² of the area of Development Area B.

1760.5 Development Area B

The following uses are permitted in Development Area B:

- (a) Apartment
- (b) Home Occupation Office and Daycare for preschool children

Lot Coverage:

- (a) The maximum coverage of all buildings and above grade structures within this zone shall be 48% of the area of Development Permit Area B.

Buildings and structures:

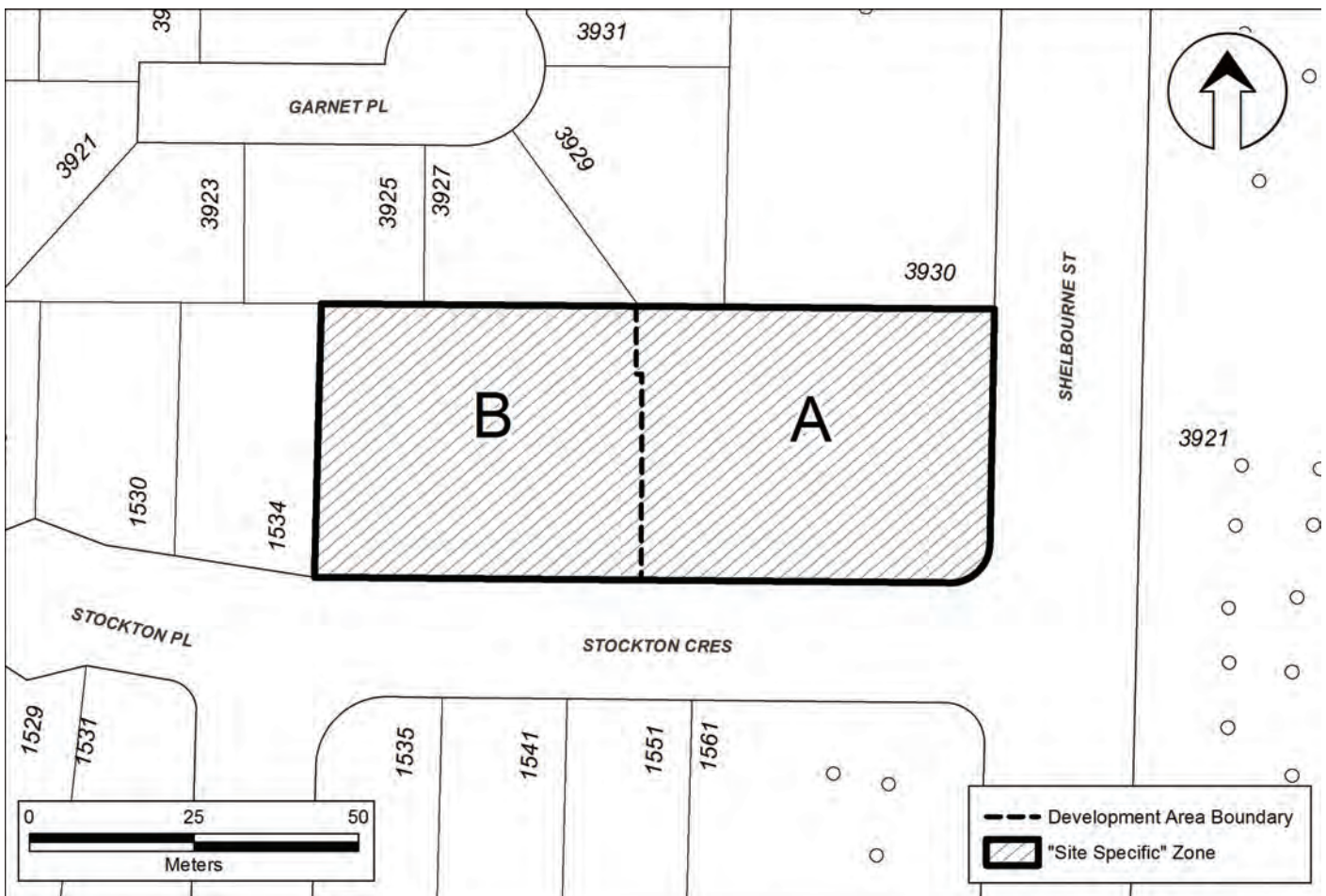
- (a) Shall be sited not less than 5.8 m from the lot line abutting Stockton Crescent.
- (b) Shall be sited not less than 6.0 m from the western lot line which does not abut a street.
- (c) Shall be sited not less than 10.0 m from the northern lot line.
- (d) Shall not have more than four storeys.
- (e) Shall not exceed a height of 15.5 m.

1760.6 Plan of Development Areas

Plan of Development Areas:

Density:

- (a) Density for all buildings and structures within



This page intentionally left blank.

Additional *Schedules*



This page intentionally left blank.

MUNICIPAL OUTDOOR LIGHTING STANDARDS

FOR THE CONTROL OF LIGHT POLLUTION SCHEDULE "B" TO ZONING BYLAW 8200

TERMINOLOGY

For purposes of these standards the following terminology applies:

Outdoor Light Fixtures • means outdoor artificial illuminating devices, installed or portable, used for flood lighting, general illumination or advertisement. Such devices shall include, but are not limited to, search, spot, floor, and area lighting for:

- (a) buildings and structures
- (b) recreational facilities
- (c) parking areas
- (d) landscape illumination
- (e) outdoor advertising displays, billboards, signs
- (f) public & private streets, and
- (g) walkways

Fully Shielded • means outdoor light fixtures shielded or constructed so that light rays emitted by the fixture are projected below the horizontal plane passing through the lowest point on the fixture from which light is emitted.

Partially Shielded • means shielded so that the lower edge of the shield is at or below the centre line of the light source or lamp so as to minimize the light transmission above the horizontal plane, so that at least ninety percent (90%) of the emitted light projects below the horizontal plane as evidenced by the manufacturer's photometric data.

Unshielded • means fixtures lacking any means to restrict the emitted light to below the horizontal plane.

Average Maintained Horizontal/Vertical Illuminance • means a standard of measurement employed by the Illuminating Engineering Society of North America to calculate the average density of luminous flux incident on a surface when measured at different locations on the surface affected by the lamp.

APPLICATION

1. These standards apply to all developments other than single family, and two-family dwellings and agricultural uses in rural areas.
2. All plans for building and/or Development Permits noted in Section 1 submitted to the Municipality for projects located within 5 km of the Dominion Astrophysical Observatory shall include the following:
 - a) Location and type of all exterior lights including internally or externally illuminated signs.
 - b) Catalogue descriptions and specifications of lights to be used including lamp types and table or large scale plots showing the photometric distributions from the nadir to the zenith in the vertical plane.
 - c) Tables or plots of the calculated horizontal illumination levels on the illuminated portion of the applicant's property or the calculated mean horizontal illuminance for the illuminated portion of the property.
 - d) Tables or plots of the calculated vertical illumination levels on the specially illuminated wall or the calculated mean vertical illuminance for these walls.

- e) Descriptions or provisions, if any, to reduce the illumination from “operational” or “security” levels after 2300 hours or the close of business, whichever is later. This does not apply to residential developments.
- f) Certification that the building does not contain any architectural features, eg. skylights that will allow an unusual amount of light to escape to the sky from the interior of the building, or, description of the steps that have been taken to prevent light escaping directly ie;, without reflection, to the sky through such architectural features.
- g) Applicants to provide information indicating the lighting plan has been considered and approved by the Dominion Astrophysical Observatory.

Note: The foregoing information is not necessary for projects that are located outside of the 5 km radius of the Dominion Astrophysical Observatory, however, all outdoor lighting fixtures shall comply with the shielding requirements contained in Section II and Table “A” of these standards.

LIGHTING STANDARDS

I WAVELENGTH DISTRIBUTION OF RADIANT ENERGY

1. Except as noted in Section I(2) & I(3), the wavelength distribution of light emitted by all outdoor light fixtures shall minimize interference with the Dominion Astrophysical Observatory and comply with the specifications contained in Note #1. The effect of this regulation is to prohibit the use of luminaries which emit excessive blue light with emission lines.

Note #1:

- a) less than 5 percent of the total emergent flux between the wavelengths of 330 and 950 nanometres (nm) shall be at wavelengths less than 440 nm.
 - b) less than 20 percent of the total emergent flux between the wavelengths of 330 and 950 nm shall be at wavelengths less than 540 nm.
 - c) less than 15 percent of the total emergent flux between 330 and 950 nm shall be at wavelengths greater than 640 nm, except that no restrictions shall apply to this range if the radiant energy distribution of the lamp is a smooth continuum without emission lines anywhere in the wave length range 330 - 950 nm.
2. The use of Metal Halide, Mercury Vapour, and Quartz outdoor lighting is prohibited within 5 km of the Dominion Astrophysical Observatory except as provided in Section 1(3) & 1(4).
 3. The restrictions in this section, except for the prohibition of Metal Halide lights, shall not apply to lights that illuminate areas used for the outdoor display of merchandise for sale and private outdoor recreation areas.
 4. All outdoor lighting for advertising signs shall comply with the Municipal Sign Bylaw.

II SHIELDING

1. Except as provided in Section II (2) all outdoor light fixtures shall be shielded in accordance with the requirements set out in Table A.

2. Advertising and identification signs consisting of glass tubes filled with neon, argon, and/or krypton or constructed of translucent materials and wholly illuminated from within do not require shielding.

III ILLUMINATION LEVELS

1. The average maintained horizontal illuminance shall not exceed 1.5 foot candles (16.5 lux) except as noted in Section III (3).
2. The average maintained illuminance shall be reduced to approximately 0.5 foot candles (5 lux) between 2300 hours, or the closure of the facility to the public, whichever is later, and sunrise. This shall be accomplished by automatic timing devices except in those cases where an irregular schedule of the facility or business makes this impractical.

Note: Timing provisions ensure that security light levels will be kept to the minimum level throughout the night. Automatic methods are preferred to manual methods as experience shows that manual methods do not always work due to the human factor - forgetfulness, poor communication between management and staff.

3. Illumination levels for areas used for the outdoor display of materials for sale shall not exceed the following levels.
 - (a) The average maintained horizontal illuminance shall not exceed 20 foot candles (215 lux).
 - (b) The average horizontal illuminance in a display area shall be reduced to 1.5 foot candles (16.5 lux) between 2300 hours or the closure of business, whichever is later, and sunrise.
4. The average maintained vertical illuminance of vertical surfaces illuminated for architectural decorative purposes shall not exceed 6 foot candles (65 lux).

Note: Higher illumination levels are allowed than for area lighting because most of the light will have to be reflected twice before it is directed upwards (assume lights facing downwards on a wall surface for example).

IV MOUNTING HEIGHT

1. The mounting height of exterior light fixtures shall not exceed the elevation of 229 metres geodetic datum which is the elevation of the bottom of the slit in the observatory dome of the Dominion Astrophysical Observatory.

V HOURS OF OPERATION OF ADVERTISING AND DECORATIVE LIGHTING

1. All architectural or decorative lighting shall be turned off between 2300 hours or the closure of the business or facility of the public, whichever is later, and sunrise. This shall be accomplished by automatic timing devices unless the irregular schedule of the business or facility makes this impractical.

VI SKYLIGHTS

1. Skylights and all windows or surfaces that are at an oblique angle to the vertical shall use tinted glass such that no more than 20 percent of the incident light will pass from the interior to the exterior of the building and no interior light shall be directly visible from the exterior of the building through the skylight.

NOTES:

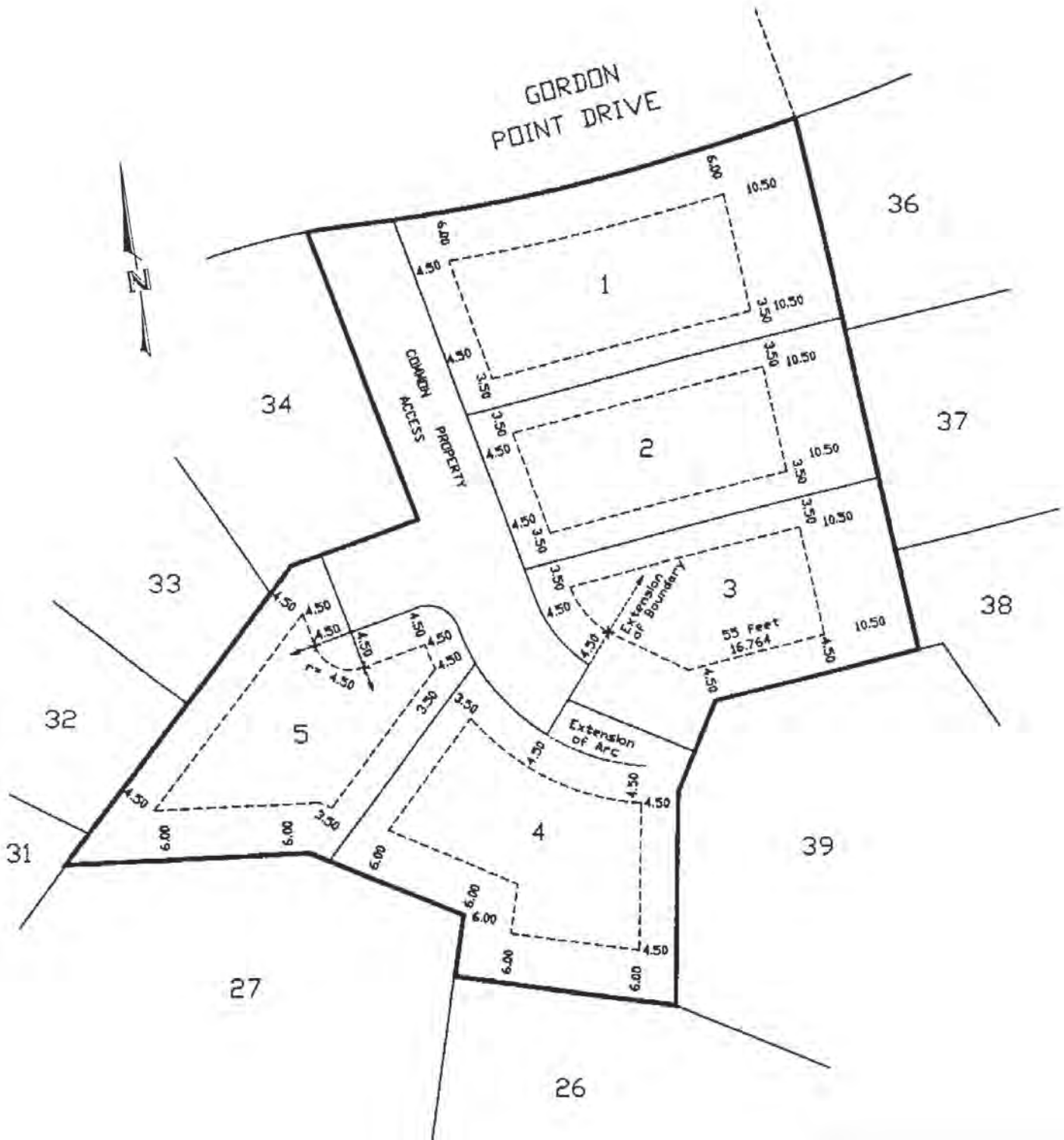
1. This is the preferred light source to minimize undesirable light emission into the night sky affecting astronomical observations.

TABLE A: SHIELDING REQUIREMENTS

	SHIELDING REQUIREMENTS	
	Within 5 km radius of D.A.O. *	Outside 5 km radius of D.A.O.
FIXTURE LAMP TYPE	SHIELDED	SHIELDED
Low Pressure Sodium ¹	Partially	Partially
High Pressure Sodium	Fully	Fully
Metal Halide	Prohibited	Fully ^(2,4)
Mercury Vapour	Prohibited	Prohibited
Fluorescent	Fully ^(3,5)	Fully ^(3,5)
Quartz ⁶	Fully	Fully
Incandescent <ul style="list-style-type: none"> ▪ Greater than 160W 	None	None
Incandescent <ul style="list-style-type: none"> ▪ 160W or less 	None	None
Any Light Source if 50W or less	None	None
Glass Tubes filled with Neon, Argon, Krypton	None	None
* DOMINION ASTROPHYSICAL OBSERVATORY		

2. Metal Halide lighting used primarily for display purposes shall not be used for security lighting after 2300 hours. Metal Halide lights shall be installed only in enclosed luminaries.
3. Outdoor advertising signs of the type constructed of translucent materials and wholly illuminated from within do not require shielding. Dark backgrounds with light lettering or symbols are preferred, to minimize detrimental effects. Unless conforming to the dark background preference, total lamp wattage per property shall be less than 41 watts within 5 km of the observatory.
4. Warm white and natural lamps are preferred to minimize detrimental effects.
5. Metal halide light fixtures shall include a glass, acrylic, or translucent enclosure of the light source (glass does not meet this requirement).
6. Quartz lamps shall not be considered an incandescent light source.

PLAN G.P. 01



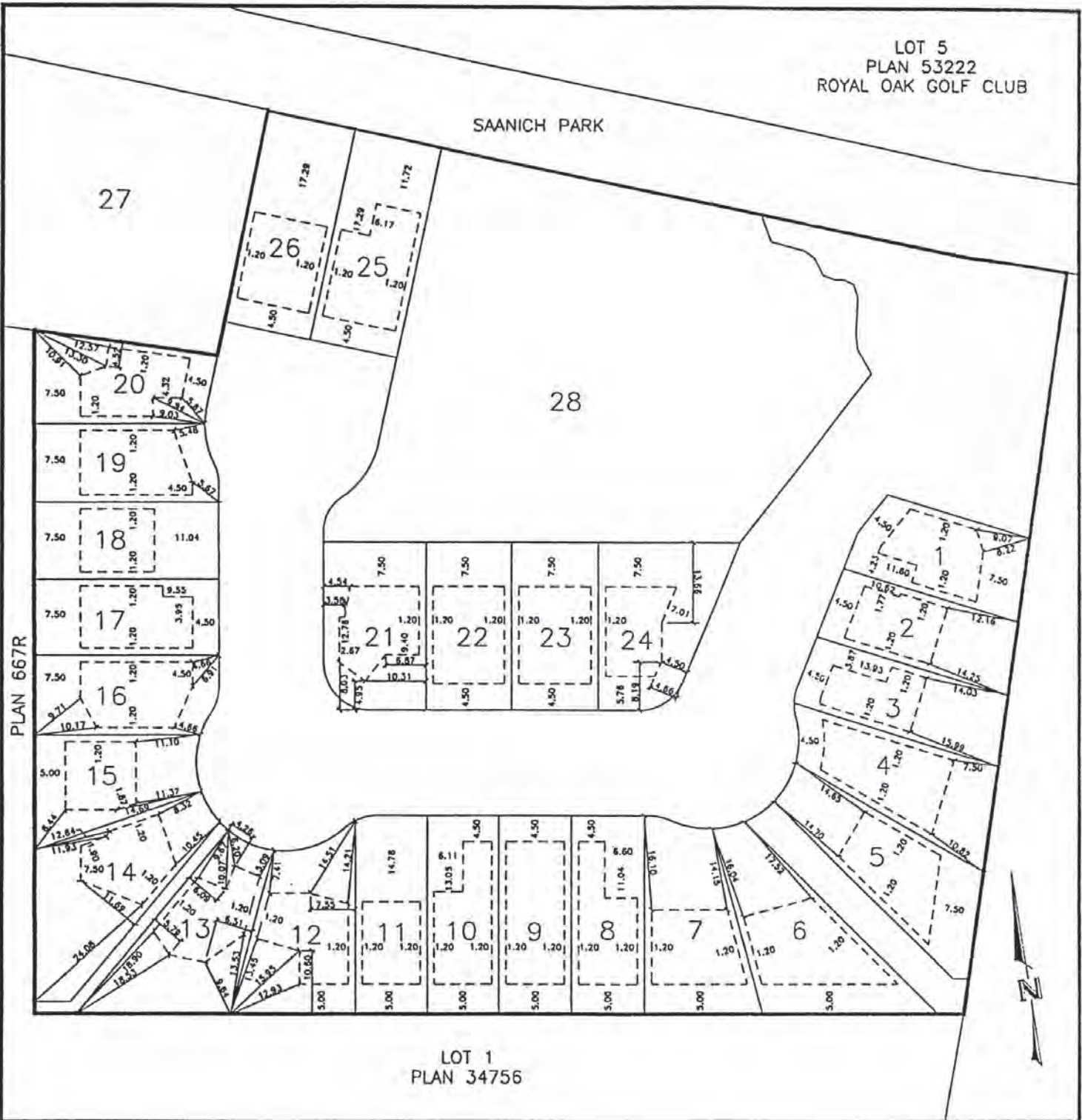
 Building Envelope

Note: All Distances Are In Metres

PLAN EL.01

LOT 5
PLAN 53222
ROYAL OAK GOLF CLUB

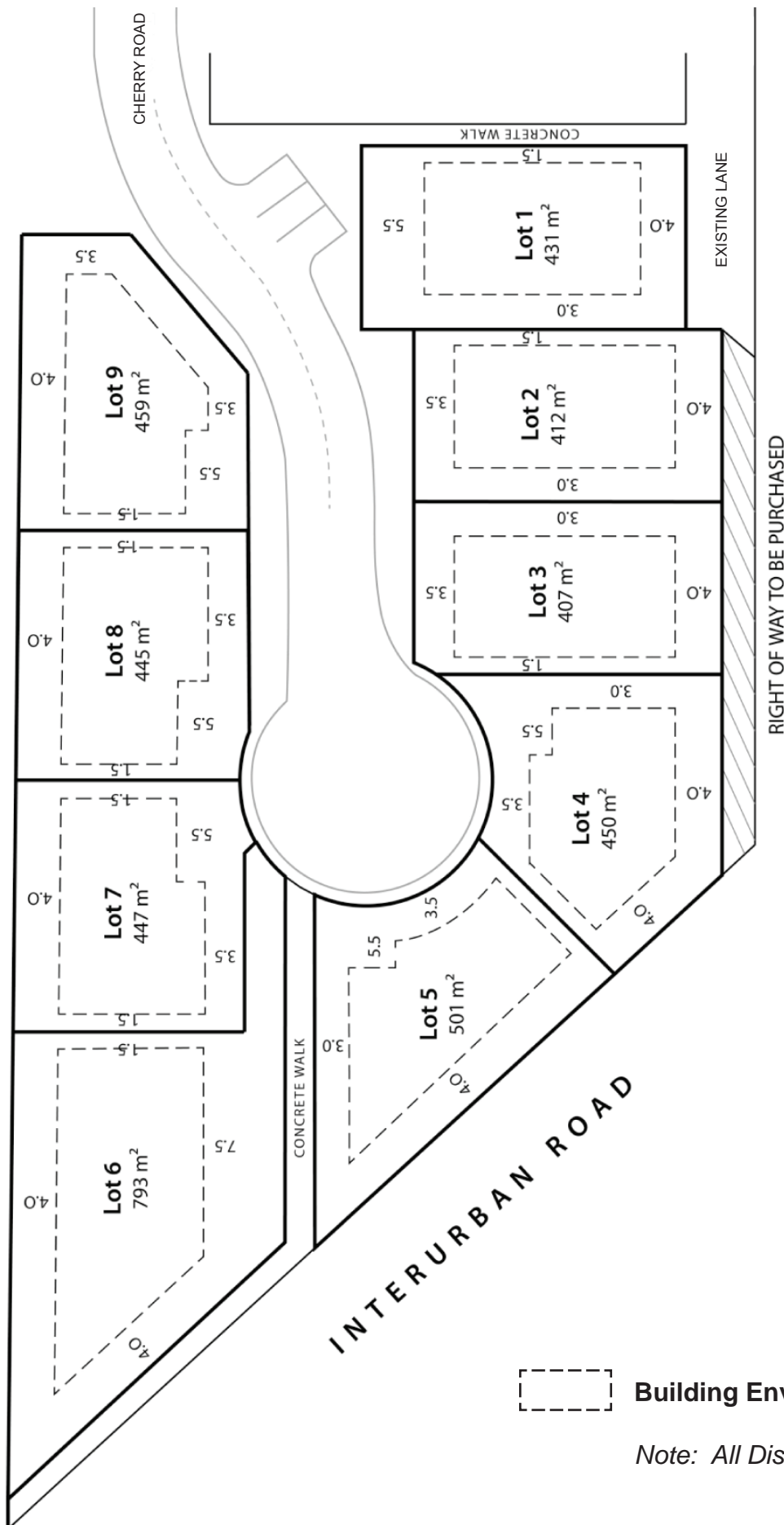
SAANICH PARK



 Building Envelope

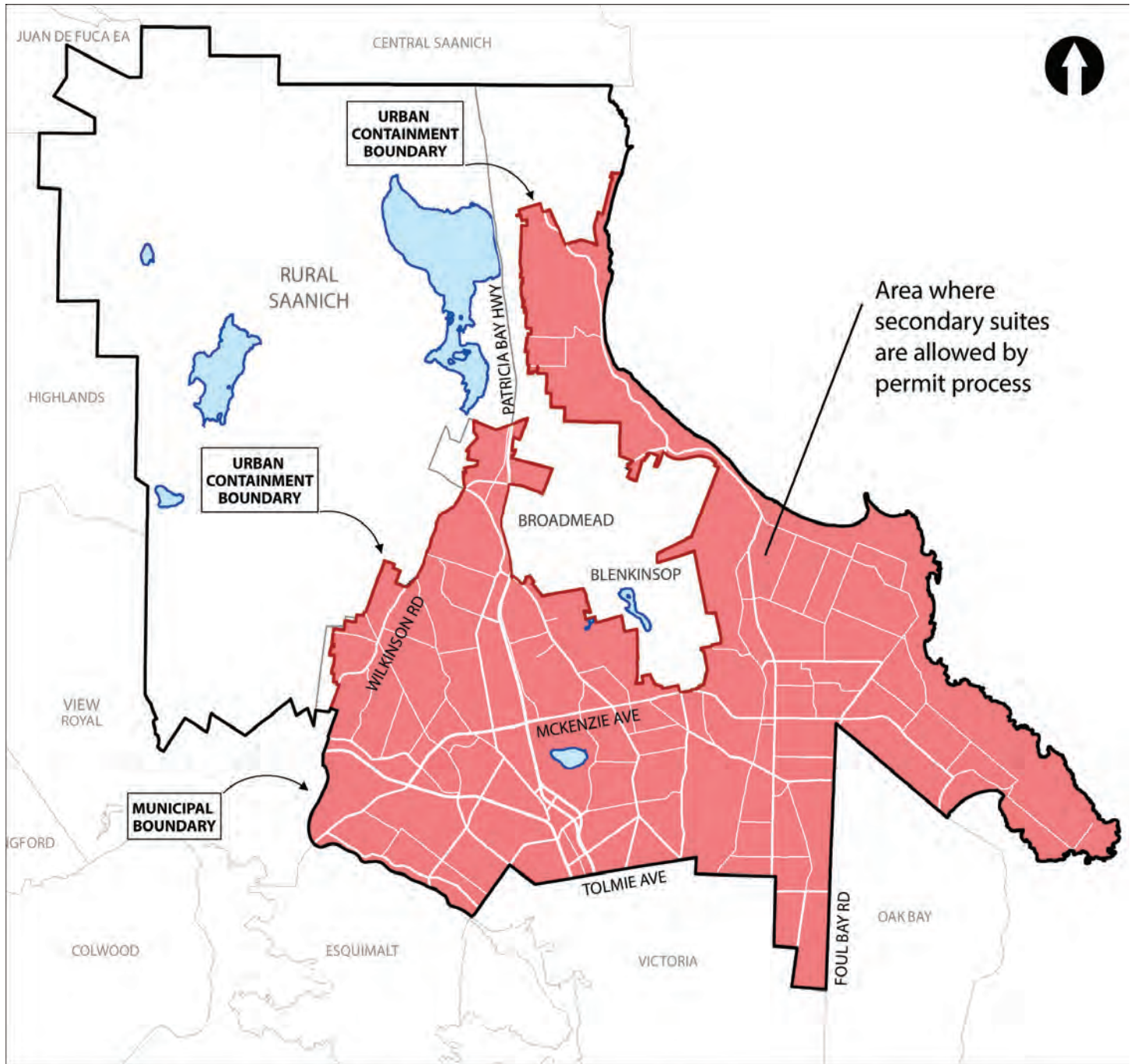
Note: All Distances Are In Metres

PLAN CR.01



 Building Envelope

Note: All Distances Are In Metres



SCHEDULE G: SECONDARY SUITE PERMIT AREA



This page intentionally left blank.

1 Lot Coverage

- (a) Rear Yard Lot Coverage (GS):
The maximum Rear Lot Coverage (GS) of all buildings and structures shall be 25% of the rear lot area.
- (b) Open Site Space Requirement (GS):
A minimum Open Site Space Requirement (GS) of 45% of the area of the lot.

2 Lot size

For purposes of this Schedule H:

- (a) A **small lot** is between 400 m² and 559 m² (4,306 ft² and 6,017 ft²);
- (b) A **medium lot** is between 560 m² and 999 m² (6,028 ft² and 10,753 ft²);
- (c) A **large lot** is 1000 m² or larger (10,764 ft² or larger).

3 Siting and Height

- (a) A garden suite with a height of 4.2 m (13.8 ft) or less shall be sited:
 - (i) not less than the required front setback for a single family dwelling in the permitted zone
 - (ii) not less than 1.5 m (4.9 ft) from a rear lot line;
 - (iii) not less than 1.5 m (4.9 ft) from an interior side lot line, provided the sum of both sideyards is not less than 4.5 m (14.8 ft);
 - (iv) not less than 3.5 m (11.5 ft) from an exterior side lot line;
 - (v) with a Separation Space (GS) from the principal dwelling of 4 m (13.1 ft) from the principal dwelling.
- (b) A garden suite with a height that is greater than 4.2 m (13.8 ft) shall be sited:
 - (i) not less than the required front setback for a single family dwelling in the permitted zone
 - (ii) not less than 3.0 m (9.8 ft) from a rear lot line;
 - (iii) not less than 3.0 m (9.8 ft) from an interior side lot line, provided the sum of both sideyards is not less than 4.5 m (14.8 ft);
 - (iv) not less than 3.5 m (11.5 ft) from an exterior side lot line;

← B. 9878 2023

B. 9878 2023 →

← B. 9878 2023

B. 9878 2023 →

- (v) with a Separation Space (GS) from the principal dwelling of 4 m (13.1 ft) from the principal dwelling.
- (c) A garden suite on a **small or medium lot** shall not exceed a height of: 4.2 m (13.8 ft), as measured from Grade; for a garden suite having or incorporating flat roofs or roofs with a pitch less than 3:12, the maximum height of the garden suite shall not exceed 3.75 m (12.3 ft) as measured from grade;
- (d) A garden suite on a **large lot** shall not exceed a height of: 6.5 m (21.3 ft), as measured from Grade; for a garden suite having or incorporating flat roofs or roofs with a pitch less than 3:12, the maximum height of the garden suite shall not exceed 5.5 m (18 ft) as measured from grade;
- (e) The site plans below are provided to demonstrate typical layouts for lots with garden suites. They are provided for illustrative purposes only, and in the event of any inconsistency between such site plans and the text of this bylaw, the text of this bylaw shall prevail.

4 Size

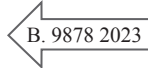
- (a) A garden suite on a **small lot** shall have a maximum Gross Floor Area (GS) of 46.5 m² (500 ft²);
- (b) A garden suite on a **medium lot** shall have a maximum Gross Floor Area (GS) of 65 m² (700 ft²);
- (c) A garden suite on a **large lot** shall have a maximum Gross Floor Area (GS) of 93 m² (1000 ft²).

5 Outdoor Amenity Space for Residents

- (a) An outdoor amenity space of 20 m² (215.3 ft²) shall be provided as a dedicated space for use by residents of the garden suite

6 General

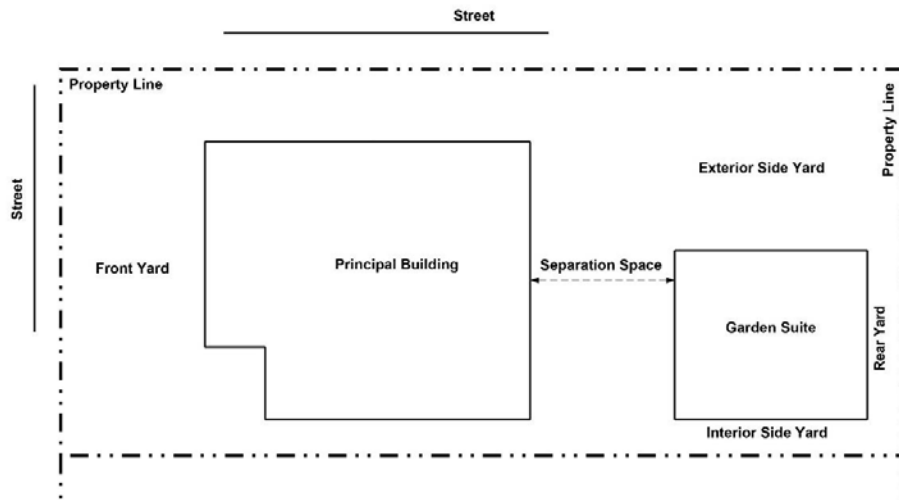
- (a) Building and site
 - i. If a flat or shallow roof form is proposed, the area of the second floor shall be reduced to an area of 60% of the total floor area beneath it.



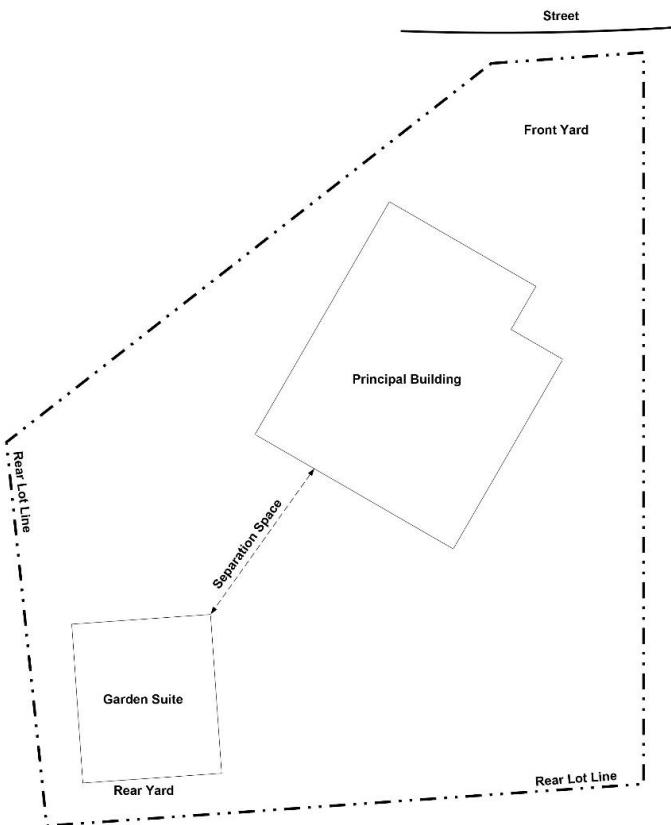
- ii. Where the distance from a floor to the floor above, or where there is no floor above, to the top of the roof joists, exceeds 3.75 m (12.3 ft), an amount equal to the area of the floor below that lies within a horizontal plane outlining the points at which the height begins to exceed 3.75 m (12.3 ft), shall be added to the calculation of Gross Floor Area (GS).
 - iii. A clear pathway that is a minimum of 1.0 m (3.3 ft) wide shall be provided from the sidewalk or street to the front door of the garden suite.
 - iv. Cantilevered balconies are not permitted on the front, interior side, or rear elevations of a garden suite.
 - v. The relevant provisions of Section 5 and 7 of this bylaw shall apply.
- (b) Projections
- i. Notwithstanding Section 5.8 (a) of the Zoning Bylaw, bay windows and corner projections that extend beyond the face of a garden suite into a required rear or interior side yard are not permitted.
 - ii. Notwithstanding Section 5.8 (c) of the Zoning Bylaw, steps and porches that extend beyond the face of a garden suite into a required rear or interior side yard are not permitted.
 - iii. Notwithstanding Section 5.8 (c) of the Zoning Bylaw, cantilevered balconies that project beyond the face of a garden suite into a required exterior side yard are not permitted.
- (c) Determination of grade for garden suites
- i. Grade shall be expressed in relation to geodetic datum.
 - ii. Grade shall be calculated by taking the average elevation - at existing natural grade or finished grade, whichever is the lesser - of the points of the polygon having the shortest perimeter that will encompass the outermost walls of the building or structure.
- iii. Where it is proposed to construct all or part of a building or structure on land where fill has been placed on top of the natural grade, grade shall mean the plane of elevation of the original natural grade directly below the location of the smallest polygon prescribed in Section 5.18 (b). In such a case, the Manager of Inspection Services may require the applicant for the building permit to produce, at their expense, a certificate from a geotechnical engineer or other qualified professional identifying, by means of plans or other satisfactory documentation, the original natural grade.
 - iv. In a case where it is proposed to construct a building or structure or any part thereof on land where the current surface of the land is below the original natural grade, the current surface of the land shall be deemed to be the natural grade of the land.

Site plans showing the location of the separation space for a garden suite

(a) Typical lot



(b) Irregular-shaped lot



This page intentionally left blank.

INFORMATION SUPPLEMENT

PROPERTIES LOCATION WITHIN ***DEVELOPMENT PERMIT AREAS*** ARE SUBJECT TO THE ***DEVELOPMENT PERMIT GUIDELINES*** CONTAINED IN APPENDIX N TO THE OFFICIAL COMMUNITY PLAN. THE GUIDELINES MAY BE ***MORE RESTRICTIVE*** THAN THE ZONING BYLAW REGULATIONS. APPENDIX N IS ATTACHED TO THIS PUBLICATION.